



OPD ASSESSMENT FORM



Name Mrs Dipika U. Sharma Age.Sex 40/F MR.No. _____
 Doctor Dr Ummy Desai Date 10/08/24
 Ht : _____ Wt. : _____ Temp : _____ Pulse : _____ BP : _____
 SPO2 : _____ Post of walk SPO2 : _____

Chief Complaints :

Routine dental check up

Drug / Food Allergy :

Prior Medication Reviewed : Yes No

On examination :

As stain calculus
class - I decay

Past History :

Provisional Diagnosis :

Nutritional Assessment :

- Obese
- Well nourished
- Mild- moderate nourished
- Severely mal-nourished

**Treatment and further Advices :
(Write in Capital Letters)**

Rx

1) Scaling

2) X-ray & review

Investigation advised :

U. A. Desai

Follow Up : _____ Date : _____

Signature



OPD ASSESSMENT FORM



Name Mrs. Deepika V. Sharma Age.Sex 40/F MR.No. SH50001051
 Doctor Dr Hardik Shroff Date 10/08/24
 Ht : _____ Wt. : _____ Temp : _____ Pulse : _____ BP : _____
 SPO2 : _____ Post of walk SPO2 : _____

Chief Complaints :

Drug / Food Allergy :

No complain

Prior Medication Reviewed : Yes No

On examination : *BE Ant-Seq MAD*

Past History :

*Vn < 6/6 (H) N.6
6/6 Fundus (Central)*

Provisional Diagnosis :

Nutritional Assessment :

Nil ophthalmic

- Obese
- Well nourished
- Mild- moderate nourished
- Severely mal-nourished

Treatment and further Advices :
(Write in Capital Letters)

Rx

Investigation advised :

Dr. Hardik Shroff
 DOMS, DNB (Ophthalmology)
 Regd. No. G-28902

Follow Up : *fol* Date : _____

SUNSHINE GLOBAL HOSPITAL
Pipra, SURAT.



UMR No: SHS0001051	PAT. NAME : Deepika Sharma	AGE : 40 Yrs / F
IP / OP:	REF. DOCTOR : Hosp. Dr.	Date : 10/08/2024
INV. : Radiograph of Chest PA		

Clinical Details: HC

Observation:

- Both the lung fields appears normal.
- Both costophrenic angles appear clear.
- Both the hila appears normal.
- Trachea appears in midline.
- Cardiac size and other mediastinal shadows appears normal.
- Both domes of diaphragm appear normal.
- Bony thorax appears normal.

Dr. Sneha Dumaswala
MBBS, DNB-Radiodiagnosis
Consultant Radiologist
G-21796

Transcribed By: Asha

Page: 1 out of 1
Date & Time of report: 10/08/2024 – 12:14 PM

Surat:
Piplod

Beside Big Bazar, Gaurav Path,
Dumas Road, Surat - 395007
+ 91 0261 4111000

Vadodara :
Manjalpur

Nr. Shreyas Vidyalaya, Nalini House,
Manjalpur, Vadodara - 390 011.
+ 91 0261 2222122

Vadodara :
Tilak Road

Anant Apartment, B/s. Aradhna Cinema,
Tilak Road, Vadodara - 390 001.



UMR No: SHS0001051	PAT. NAME : Deepika Sharma	AGE : 40 Yrs / F
IP / OP:	REF. DOCTOR : Hosp. Dr.	Date : 10/08/2024
INV. : USG Whole Abdomen		

Findings:

Liver is normal in size, shape and shows normal echopattern. No e/o any focal or diffuse lesion noted. Intrahepatic biliary radicals are normal.

Gall bladder is not visualized, post cholecystectomy status.
CBD and Portal Vein appears normal is size and calibre.


Pancreas appears normal in size and shows normal echopattern to the extent assessed.
Spleen appears normal in size, shape and homogenous echopattern.

Both kidneys appear normal in size, shape and echopattern. The corticomedullary differentiation is well maintained. No e/o any calculus or hydronephrosis is seen.

Aorta and para-aortic regions appears normal. No e/o any lymphadenopathy.
Urinary bladder appears well distended and normal.
No e/o free fluid in abdomen.

IMPRESSION:

- No significant abnormality seen.


Dr. Sneha Dumaswala
MBBS, DNB-Radiodiagnosis
Consultant Radiologist
G-21796

Transcribed By: Asha

Page: 1 out of 1
Date & Time of report: 08/10/2024 – 12:04 PM

Surat:
Piplod
Beside Big Bazar, Gaurav Path,
Dumas Road, Surat - 395007
T : +91 0261 4111000
F : +91 0261 4111001

Vadodara :
Manjalpur
Nr. Shreyas Vidyalaya, Nalini House,
Manjalpur, Vadodara - 390 011.
T : +91 265 3300400, 2633200, 2632044
F : +91 265 2632400

Vadodara :
Tilak Road
Anant Apartment, B/s. Aradhna Cinema,
Tilak Road, Vadodara - 390 001.
T : +91 265 2429282, 2429262
F : +91 265 434073



health & happiness... always!

UMR NO / IP No : SHS0001051 / NA	Bill Date : 10-Aug-2024 11:23 AM
Name : Mrs . DEEPIKA UPADHYAY SHARMA	Sample Date : 10-Aug-2024 11:35 AM
Age / Gender : 40Y(s) / Female	Reporting Date : 10-Aug-2024 01:58 PM
Specimen Type : EDTA WB	Type / Bed No : CREDIT / OPD
Doctor Name : Dr.RMO DOCTOR	

HAEMATOLOGY

BAR CD : 2408100115

parameters	Result Value	Units	Biological Reference
BLOOD GROUP & RH FACTOR			
Blood Group (Manually)	"B"		
1 TYPING	Positive		
CBC WITH ESR			
COMPLETE BLOOD COUNT			
HAEMOGLOBIN	12.6	gm/dl	12.0 - 15.0
PCV	39.4	%	40 - 55
RBC COUNT	4.48	mil/cmm	4.5-5.5
MCV	87.9	fl	76 - 96
MCH	28.1		26 - 32
MCHC	32.0	%	33 - 37
RDW-CV	12.9	%	11 - 15
Platelet Count	2.39	lacs/cmm	1.50 - 4.50
WBC COUNT	6780	cells/cumm	4000 - 11000
DIFFERENTIAL WBC COUNT			
NEUTROPHILS	57	%	50- 70
LYMPHOCYTES	33	%	20- 40
OSINOPHILS	05	%	0 - 6
MONOCYTES	05	%	2 - 11
BASOPHILS	00	%	
PERIPHERAL SMEAR			
RBC MORPHOLOGY	Normochromic Normocytic		
WBC MORPHOLOGY	Within Normal Range		

Dr.SHOBHA R CHOKSI
MD, DCP (Pathology)
PATHOLOGIST

Surat:

Piplod

Beside Big Bazar, Gaurav Path,
Dhuleti, Surat - 395007

Tel: +91 265 2429282

Fax: +91 265 2429262

Printed on 10/08/2024 03:33 PM

Vadodara :

Manjalpur

Nr. Shreyas Vidyalaya, Nalini House,
Manjalpur, Vadodara - 390 011.

T: +91 265 3300400, 2633200, 2632044

F: +91 265 2632400

Vadodara :

Tilak Road

Anant Apartment, B/s. Aradhna Cinema,
Tilak Road, Vadodara - 390 001.

T: +91 265 2429282, 2429262

F: +91 265 434073



UMR NO / IP No : SHS0001051 / NA	Bill Date : 10-Aug-2024 11:23 AM
Name : Mrs . DEEPIKA UPADHYAY SHARMA	Sample Date : 10-Aug-2024 11:35 AM
Age / Gender : 40Y(s) / Female	Reporting Date : 10-Aug-2024 01:58 PM
Specimen Type : EDTA WB	Type / Bed No : CREDIT / OPD
Doctor Name : Dr.RMO DOCTOR	

PLATELET MORPHOLOGY

Adequate

HEMOPARASITES


Not Seen

ESR

ESR (WESTERGREN with Trisodium citrate whole blood)

09 mm at 1 hr. 0.0-15.0

*** End Of Report ***


Dr.SHOBHA R CHOKSI
MD, DCP (Pathology)
PATHOLOGIST

Surat:

Piplod

Beside Big Bazar, Gaurav Path,

Dharampur, Surat - 395007

Verified By: Dr. Manoj Kumar

Tel: +91 265 3300400

Fax: +91 265 2632400

Print Date: 10-Aug-2024 03:33 PM

Vadodara :

Manjalpur

Nr. Shreyas Vidyalaya, Nalini House,

Manjalpur, Vadodara - 390 011.

T: +91 265 3300400, 2633200, 2632044

F: +91 265 2632400

Vadodara :

Tilak Road

Anant Apartment, B/s. Aradhna Cinema,

Tilak Road, Vadodara - 390 001.

T: +91 265 2429282, 2429262

F: +91 265 434073



UMR NO / IP No : SHS0001051 / NA	Bill Date : 10-Aug-2024 11:23 AM
Name : Mrs . DEEPIKA UPADHYAY SHARMA	Sample Date : 10-Aug-2024 11:35 AM
Age / Gender : 40Y(s) / Female	Reporting Date : 10-Aug-2024 01:58 PM
Specimen Type : EDTA WB	Type / Bed No : CREDIT / OPD
Doctor Name : Dr.RMO DOCTOR	

BIOCHEMISTRY

BAR CD : 2408100115

Parameters	Result Value	Units	Biological Reference
HBA1C / GLYOCO HB			
HBA1C (Immunoturbidimetric method)	5.3	%	Non-Diabetic level:<6 Good Control: 6 - 7 Poor Control: 7 - 8 Action Suggested > 8
MEAN BLOOD GLUCOSE	105.41	mg/dl	
*** End Of Report ***			

SC
Dr.SHOBHA R CHOKSI
MD, DCP (Pathology)
PATHOLOGIST

Surat:
Piplod
Beside Big Bazar, Gaurav Path,
Dhule Road, Surat - 395007
T: +91 261 411000
F: +91 261 411001

Vadodara :
Manjalpur
Nr. Shreyas Vidyalaya, Nalini House,
Manjalpur, Vadodara - 390 011.
T: +91 265 3300400, 2633200, 2632044
F: +91 265 2632400

Vadodara :
Tilak Road
Anant Apartment, B/s. Aradhna Cinema,
Tilak Road, Vadodara - 390 001.
T: +91 265 2429282, 2429262
F: +91 265 434073



UMR NO / IP No	: SHS0001051 / NA	Bill Date	: 10-Aug-2024 11:23 AM
Name	: Mrs . DEEPIKA UPADHYAY SHARMA	Sample Date	: 10-Aug-2024 11:35 AM
Age / Gender	: 40Y(s) / Female	Reporting Date	: 10-Aug-2024 01:57 PM
Specimen Type	: FLUORIDE	Type / Bed No	: CREDIT / OPD
Doctor Name	: Dr.RMO DOCTOR		

BIOCHEMISTRY

BAR CD : 2408100114

Parameters	Result Value	Units	Biological Reference
FASTING BLOOD SUGAR (FBS)			
FASTING BLOOD SUGAR (Hexokinase)	85		74 - 110
*** End Of Report ***			

SC
Dr.SHOBHA R CHOKSI
MD, DCP (Pathology)
PATHOLOGIST

Surat:
Piplod
Beside Big Bazar, Gaurav Path,
Dumas Road, Surat - 395007
Use of Barcode
Printed On 10 Aug 2024 03:33 PM
F: +91 0261 411001

Vadodara :
Manjalpur
Nr. Shreyas Vidyalaya, Nalini House,
Manjalpur, Vadodara - 390 011.
T: +91 265 3300400, 2633200, 2632044
F: +91 265 2632400

Vadodara :
Tilak Road
Anant Apartment, B/s. Aradhna Cinema,
Tilak Road, Vadodara - 390 001.
T: +91 265 2429282, 2429262
F: +91 265 434073



UMR NO / IP No : SHS0001051 / NA	Bill Date : 10-Aug-2024 11:23 AM
Name : Mrs . DEEPIKA UPADHYAY SHARMA	Sample Date : 10-Aug-2024 12:44 PM
Age / Gender : 40Y(s) / Female	Reporting Date : 10-Aug-2024 03:02 PM
Specimen Type : Fluoride Plasma	Type / Bed No : CREDIT / OPD
Doctor Name : Dr.RMO DOCTOR	

BIOCHEMISTRY

BAR CD : 2408100149

Parameters	Result Value	Units	Biological Reference
PPBS			
Post Prandial Blood Sugar (Glucose oxidase-oxidase)	95	mg/dl	For Diagnosis : Normal < 200mg/dl ; Diabetes >= 200 mg/dl;For treatment normal is : < 180 mg/dl.

*** End Of Report ***

SC
Dr.SHOBHA R CHOKSI
MD, DCP (Pathology)
PATHOLOGIST

Surat:
Piplod
Beside Big Bazar, Gaurav Path,
Dumas Road, Surat - 395007
User: 026241000
Print Date: 10-Aug-2024 03:33 PM
F: +91 265 2632400

Vadodara :
Manjalpur
Nr. Shreyas Vidyalaya, Nalini House,
Manjalpur, Vadodara - 390 011.
T: +91 265 3300400, 2633200, 2632044
F: +91 265 2632400

Vadodara :
Tilak Road
Anant Apartment, B/s. Aradhna Cinema,
Tilak Road, Vadodara - 390 001.
T: +91 265 2429282, 2429262
F: +91 265 434073

Sunshine Global Hospital, Vadodara & Surat are NABH Accredited

Toll Free No-1800 270 6666

Surat



UMR NO / IP No : SHS0001051 / NA	Bill Date : 10-Aug-2024 11:23 AM
Name : Mrs . DEEPIKA UPADHYAY SHARMA	Sample Date : 10-Aug-2024 11:35 AM
Age / Gender : 40Y(s) / Female	Reporting Date : 10-Aug-2024 01:57 PM
Specimen Type : SERUM	Type / Bed No : CREDIT / OPD
Doctor Name : Dr.RMO DOCTOR	

BIOCHEMISTRY

BAR CD : 2408100113

Parameters	Result Value	Units	Biological Reference
BUN			
BLOOD UREA NITROGEN (Calculated)	12	mg/dl	8 - 23
CREATININE			
SERUM CREATININE (Jaffe Kinetic)	0.7	mg/dl	0.5 - 1.1
LIPID PROFILE			
SERUM CHOLESTEROL (CHOD-PAP)	162	mg/dl	50 - 200
HDL CHOLESTEROL (Direct)	46	mg/dl	40 - 60
LDL CHOLESTEROL (Direct)	99	mg/dl	5 - 100
TRIGLYCERIDE (GPO-PAP)	90	mg/dl	50 - 150
VLDL (Calculated)	18.0	mg/dl	5 - 30
Cholesterol/HDL Ratio (Calculated)	3.52		
LDL CHOL / HDL CHOL RATIO (Direct)	2.15	Ratio	0 - 3.5Ratio
LIVER FUNCTION TEST			
ALKALINE PHOSPHATASE (IFCC)	58	U/L	35 - 130
SGOT (AST) (IFCC)	19	U/L	5 - 40
SGPT (ALT) (IFCC)	23	U/L	5 - 41
BILIRUBIN (TOTAL) (Diazotization)	0.4	mg/dl	0.2 - 1.2
BILIRUBIN (DIRECT) (Sulphanilic acid, DMSO)	0.2	mg/dl	0.0 - 0.4
BILIRUBIN (INDIRECT) (Calculated)	0.2		0.0 - 1.10
TOTAL PROTEIN (Biuret)	7.4	g/dL	6.6 - 8.7
ALBUMIN (Bromcresol Green (BCG))	4.8	g/dL	3.5 - 5.2
GLOBULIN (Calculated)	2.6	g/dL	1.5 - 3.5
A/G RATIO (Calculated)	1.9		1.5 - 2.5

Dr. Shobha R Choksi
Dr.SHOBHA R CHOKSI
MD, DCP (Pathology)
PATHOLOGIST

Surat:
Piplod
Beside Big Bazar, Gaurav Path,
Dharampur, Surat - 395007
User: rpk
T: +91 265 330040
F: +91 265 2632400

Vadodara :
Manjalpur
Nr. Shreyas Vidyalaya, Nalini House,
Manjalpur, Vadodara - 390 011.
T: +91 265 3300400, 2633200, 2632044
F: +91 265 2632400

Vadodara :
Tilak Road
Anant Apartment, B/s. Aradhna Cinema,
Tilak Road, Vadodara - 390 001.
T: +91 265 2429282, 2429262
F: +91 265 434073



UMR NO / IP No	: SHS0001051 / NA	Bill Date	: 10-Aug-2024 11:23 AM
Name	: Mrs . DEEPIKA UPADHYAY SHARMA	Sample Date	: 10-Aug-2024 11:35 AM
Age / Gender	: 40Y(s) / Female	Reporting Date	: 10-Aug-2024 01:57 PM
Specimen Type	: SERUM	Type / Bed No	: CREDIT / OPD
Doctor Name	: Dr.RMO DOCTOR		

URIC ACID

SERUM URIC ACID (Uricase, colorimetric) 4.0 mg/dl 2.4 - 5.7
*** End Of Report ***

Dr. Shobha R Choksi
Dr.SHOBHA R CHOKSI
MD, DCP (Pathology)
PATHOLOGIST

Surat:
Piplod
Beside Big Bazar, Gaurav Path,
Dharampur, Surat - 395007
T: +91 265 2632100
F: +91 265 2632100
Print Date: 10-Aug-2024 03:33 PM

Vadodara :
Manjalpur
Nr. Shreyas Vidyalaya, Nalini House,
Manjalpur, Vadodara - 390 011.
T: +91 265 3300400, 2633200, 2632044
F: +91 265 2632400

Vadodara :
Tilak Road
Anant Apartment, B/s. Aradhna Cinema,
Tilak Road, Vadodara - 390 001.
T: +91 265 2429282, 2429262
F: +91 265 434073

Sunshine Global Hospital, Vadodara & Surat are NABH Accredited

Toll Free No-1800 270 6666

Surat




UMR NO / IP No	: SHS0001051 / NA	Bill Date	: 10-Aug-2024 11:23 AM
Name	: Mrs . DEEPIKA UPADHYAY SHARMA	Sample Date	: 10-Aug-2024 03:30 PM
Age / Gender	: 40Y(s) / Female	Reporting Date	: 10-Aug-2024 03:33 PM
Specimen Type	: URINE	Type / Bed No	: CREDIT / OPD
Doctor Name	: Dr.RMO DOCTOR		

BIOCHEMISTRY

BAR CD : 2408100116

Parameters	Result Value	Units	Biological Reference
URINARY ALBUMIN-CREATININE RATIO			
URINE ALBUMIN (Immunoturbidimetric method)	4.4	mg/l	Nil
URINE CREATININE	36.3	mg/dl	28 - 217
URINE ALBUMIN/CREATININE RATIO (Calculated)	12.1		Normal: <30;Microalbuminuria: 30-299;Clinical Albuminuria: >300

*** End Of Report ***


 Dr.SHOBHA R CHOKSI
 MD, DCP (Pathology)
 PATHOLOGIST

Surat: Piplod Beside Big Bazar, Gaurav Path, D. N. Road, Surat - 395007 T: +91 265 411000 F: +91 265 411001	Vadodara : Manjalpur Nr. Shreyas Vidyalaya, Nalini House, Manjalpur, Vadodara - 390 011. T: +91 265 330040, 2633200, 2632044 F: +91 265 2632400	Vadodara : Tilak Road Anant Apartment, B/s. Aradhna Cinema, Tilak Road, Vadodara - 390 001. T: +91 265 2429282, 2429262 F: +91 265 434073
--	--	--



UMR NO / IP No : SHS0001051 / NA	Bill Date : 10-Aug-2024 11:23 AM
Name : Mrs . DEEPIKA UPADHYAY SHARMA	Sample Date : 10-Aug-2024 11:35 AM
Age / Gender : 40Y(s) / Female	Reporting Date : 10-Aug-2024 01:57 PM
Specimen Type : SERUM	Type / Bed No : CREDIT / OPD
Doctor Name : Dr.RMO DOCTOR	

CLINICAL CHEMISTRY

BAR CD : 2408100113

Parameters	Result Value	Units	Biological Reference
T3 T4 TSH			
TOTAL T3 (ECLIA)	1.04	ng/ml	0.85 - 2.02
TOTAL T4 (ECLIA)	8.38	ug/dL	5.1-14.0
TSH (ECLIA)	9.48	mIU/L	0.2-4.5

*** End Of Report ***

SC
Dr.SHOBHA R CHOKSI
MD, DCP (Pathology)
PATHOLOGIST

Surat:
Piplod
Beside Big Bazar, Gaurav Path,
Dumas Road, Surat - 395007
T: +91 6261 411000
F: +91 6261 411001

Vadodara :
Manjalpur
Nr. Shreyas Vidyalaya, Nalini House,
Manjalpur, Vadodara - 390 011.
T: +91 265 3300400, 2633200, 2632044
F: +91 265 2632400

Vadodara :
Tilak Road
Anant Apartment, B/s. Aradhna Cinema,
Tilak Road, Vadodara - 390 001.
T: +91 265 2429282, 2429262
F: +91 265 434073

Sunshine Global Hospital, Vadodara & Surat are NABH Accredited

Toll Free No-1800 270 6666

Surat



UMR NO / IP No : SHS0001051 / NA	Bill Date : 10-Aug-2024 11:23 AM
Name : Mrs . DEEPIKA UPADHYAY SHARMA	Sample Date : 10-Aug-2024 11:35 AM
Age / Gender : 40Y(s) / Female	Reporting Date : 10-Aug-2024 01:58 PM
Specimen Type : URINE	Type / Bed No : CREDIT / OPD
Doctor Name : Dr.RMO DOCTOR	

CLINICAL PATHOLOGY

BAR CD : 2408100116

Parameters	Result Value	Units	Biological Reference
URINE R/M			
PHYSICAL EXAMINATION			
Quantity	20		
Colour	Pale yellow		Straw coloured
APPEARANCE	S.Turbid		
REACTION (pH)	6.0		4.6 - 7.5
Specific Gravity	1.010		1.003- 1.030
CHEMICAL EXAMINATION			
Proteins Urine	Absent	mg/dl	0 - 15
Glucose (Glucose oxidase-peroxidase)	Absent		70 - 110
Ketones (Nitroprusside reaction)	Absent		NIL
Bile Salts (Surface Tension)	Absent		Absent
Bile Pigments (Diazotized Dichloroaniline)	Absent		Absent
OCCULT BLOOD	Absent		
Nitrite	Absent		NIL
MICROSCOPIC EXAMINATION			
Pus cells	2-3	/hpf	0 - 2
EPITHELIAL CELLS	4-5	/hpf	0 - 2
RBC's	Absent	/hpf	
Casts	Absent		Nil
Crystals	Absent	/hpf	NIL
BACTERIA	Absent		
Yeast Cells (CMIA)	Absent		Absent

*** End Of Report ***

Dr. Shobha R Choksi
Dr.SHOBHA R CHOKSI
MD, DCP (Pathology)
PATHOLOGIST

Surat:
Piplod
Beside Big Bazar, Gaurav Path,
Duniraj Road Surat - 395007
Use: rksaapp
T: +91 0261411000
F: +91 0261411001
Print Date: 10-Aug-2024 03:33 PM

Vadodara :
Manjalpur
Nr. Shreyas Vidyalaya, Nalini House,
Manjalpur, Vadodara - 390 011.
T: +91 265 3300400, 2633200, 2632044
F: +91 265 2632400

Vadodara :
Tilak Road
Anant Apartment, B/s. Aradhna Cinema,
Tilak Road, Vadodara - 390 001.
T: +91 265 2429282, 2429262
F: +91 265 434073

10-Aug-2024 11:32:04

SINUS RHYTHM
NORMAL ECG
INTERPRETATION BASED ON A DEFAULT AGE OF 40 YEARS

Vent rate: 88 BPM
PR int: 160 ms
QRS dur: 77 ms
QT/QTc: 361/407 ms
P-R-T axes: 49 74 53

DOB:

yr, FEMALE

Deepika Verma

*Wade Pappas
Sherman*

Reviewed by -----

