



UHID : OP:2024/005849
 Name : Mrs. SANGEETA SINGH Age : 51 Y , Sex - F
 Patient Type : Normal Aadhaar No: 940948320381
 Bill Date : 24/08/2024
 Referred By. : MEDICINE DEPT.,
 Collection Date/Time : 24/08/2024 10:25:53 AM Lab Refno : LB:2024/011961
 Reporting Date/Time : 24/08/2024 12:38:15 PM

HAEMATOLOGY Report

Test Description	Result	Unit	Biological Reference Interval
CBC			
HAEMOGLOBIN(HB) Method : CALORIMETRIC /CYNAMETH HAEMOGLOBIN	12.8	gm/dl	(M:13-17) (F:12-15)
RBC COUNT Method : FLOW CYTOMETRY	4.43*	million/cumm	(M) 4.5 - 5.5 (F) 3.8 - 4.8 (AT BIRTH) 5 - 7 (1 YR) 3.9 - 5.1 (2 - 12 YR) 4.0 - 5.2
HCT Method : CALCULATED	37.0	%	M :45 - 5% F: 41 - 5%
MCV Method : AUTOMATED ELECTRICAL RESISTANCE IMPEDANCE/ MANUAL	83.6	fl	83-101 fl
MCH Method : AUTOMATED ELECTRICAL RESISTANCE IMPEDANCE/ MANUAL	28.9	pg	27-32 pg
MCHC Method : AUTOMATED ELECTRICAL RESISTANCE IMPEDANCE/ MANUAL	34.5	gm/dl	31.5 - 34.5 gm
TOTAL LEUKOCYTE COUNT (TLC) (1390) Method : AUTOMATED ELECTRICAL RESISTANCE IMPEDANCE/ MANUAL Sample Type : Whole Blood (K2 EDTA WB)			
TOTAL LEUKOCYTE COUNT (TLC)	6600	/cmm	Adult (4000-10000) At birth (10000-26000) 1 Year (6000-16000) 2-7 years (6000-15000) 6-12Years (5000-13500)
DIFFERENTIAL LEUCOCYTE COUNT (DLC) Method : MANUAL / MICROSCOPIC Sample Type : Whole Blood (K2 EDTA WB)			
POLYMORPHS	63	%	40-70

B Block, Church Road, Indira Nagar, Lucknow, Uttar Pradesh - 226016

Call : 0522 - 492 7272 | 235 2352

E-mail : mail@shekharhospital.com | www.shekharhospital.com



**SHEKHAR
HOSPITAL**

Committed to excellence



UHID : OP:2024/005849
Name : Mrs. SANGEETA SINGH Age : 51 Y , Sex - F
Patient Type : Normal Aadhaar No: 940948320381
Bill Date : 24/08/2024
Referred By. : MEDICINE DEPT.,
Collection Date/Time : 24/08/2024 10:25:53 AM Lab Refno : LB:2024/011961
Reporting Date/Time : 24/08/2024 12:38:15 PM

HAEMATOLOGY Report

Test Description	Result	Unit	Biological Reference Interval
LYMPHOCYTES	32	%	20-40
MONOCYTES	02	%	2-10
EOSINOPHILS	03	%	1-6
BASOPHILS	00	%	1-2
PLATELET COUNT	2,00,000	/cumm	1.5 - 4.5 Lacs
Method : AUTOMATED ELECTRICAL RESISTANCE IMPEDANCE/ MANUAL			New Born 1 - 4.50 Lacs
Sample Type : Whole Blood (K2 EDTA WB)			


BLOOD GROUPING "A"

RH TYPING Positive (as per sample collection)

MEDIWHEEL FULL BODY ANNUAL PLUS CHECK ADVANCED FEMALE -

ESR - WESTERGREN	21 mm/ First Hour	mm	Male 0 - 15 Female 0 - 20
Sample Type : Whole Blood (K2 EDTA WB)			
BLOOD SUGAR (PP) (1465)			
Method : GOD-POD METHOD			
Sample Type : Flouride Plasma			
BLOOD SUGAR (PP) (149)	119.0	mg/dl	110-170

Machines Used: HAEMAT ANALYSER, Mindray BC 5150, Rayto 240, Fully Automated
Checked By: Shweta Awasthi



* Indicates Critical Values. ■ Indicates Out of TAT.

Report printed by : PRIYAM MISHRA Printed on : 04/09/2024 - 15:38:41

Page - 2

End of Report



UHID : OP:2024/005849
 Name : Mrs. SANGEETA SINGH Age : 51 Y , Sex - F
 Patient Type : Normal Aadhaar No: 940948320381
 Bill Date : 24/08/2024
 Referred By. : MEDICINE DEPT.,
 Collection Date/Time : 24/08/2024 10:25:58 AM Lab Refno : LB:2024/011962
 Reporting Date/Time : 24/08/2024 12:43:34 PM

BIO - CHEMISTRY Report

Test Description	Result	Unit	Biological Reference Interval
LFT (PROFILE)			
BILIRUBIN (TOTAL) Method : JENDRASSIK MODIFIED METHOD Sample Type : SERUM	0.61	mg/dl	Upto 1.0
BILIRUBIN DIRECT Method : JENDRASSIK MODIFIED METHOD Sample Type : SERUM	0.20	mg/dl	Upto 0.25
BILIRUBIN INDIRECT Method : JENDRASSIK MODIFIED METHOD BILIRUBIN INDIRECT (SERUM)	0.41	mg/dl	0.2 - 0.8
SGPT (ALT) Method : IFCC METHOD Sample Type : SERUM SGPT	27.0	IU/L	Upto 49
SGOT (AST) Method : IFCC METHOD Sample Type : SERUM SGOT	20.0	IU/L	Men - Upto 46 Women - Upto 40
ALKALINE PHOSPHATASE (ALP) Method : UV KINETIC Sample Type : SERUM ALKALINE PHOSPHATASE	158.0	U/L	ADULT(>15Years) : 110-310 U/L CHILD(<15Years) : 270-810 U/L
PROTEIN(TOTAL) Method : Biuret method Sample Type : SERUM PROTEIN(TOTAL)*	7.8	gm/dl	6.0 - 8.5
ALBUMIN(1461) Method : BROMOCRESOL METHOD Sample Type : SERUM ALBUMIN	4.1	gm/dl	3.2 - 5.5
LIPID (PROFILE)			
CHOLESTROL(TOTAL) (SERUM) Method : ENZYMATIC METHOD Sample Type : SERUM CHOLESTROL(TOTAL)	135.0	mg/dl	Normal < 200 Borderline high 200 - 239 High >240



UHID : OP:2024/005849
 Name : Mrs. SANGEETA SINGH Age : 51 Y , Sex - F
 Patient Type : Normal Aadhaar No: 940948320381
 Bill Date : 24/08/2024
 Referred By. : MEDICINE DEPT.,
 Collection Date/Time : 24/08/2024 10:25:58 AM Lab Refno : LB:2024/011962
 Reporting Date/Time : 24/08/2024 12:43:34 PM

BIO - CHEMISTRY Report

Test Description	Result	Unit	Biological Reference Interval
HDL (SERUM) Method : DIRECT HOMOGENOUS METHOD Sample Type : SERUM	44.0	mg/dl	Men - 35 - 55 Women - 45 - 65
LDL (SERUM) Method : DIRECT HOMOGENOUS METHOD Sample Type : SERUM	58.0	mg/dl	<100
VLDL (SERUM) Method : CALCULATED Sample Type : SERUM			
VLDL (SERUM)*	33.0	mg/dl	10-40 mg/dl
TRIGLYCERIDES (SERUM) Method : ENZYMATIC METHOD Sample Type : SERUM			
TRIGLYCERIDES	167.0	mg/dl	Upto 170
MEDIWHEEL FULL BODY ANNUAL PLUS CHECK ADVANCED FEMALE -			
BLOOD SUGAR FASTING(1465) Method : GOD-POD METHOD			
BLOOD SUGAR FASTING (SERUM)	89.0	mg/dl	70-110
RFT (PROFILE)			
BUN (BLOOD UREA NITROGEN) Method : UV KINETIC Sample Type : SERUM			
BUN	14.4	mg/dl	6 - 21
CREATININE Method : JAFFE KINETIC METHOD Sample Type : SERUM	0.50	mg/dl	0.5 - 1.4
SODIUM (NA+) Method : I.S.E. Sample Type : SERUM			
SODIUM (NA+)	136.9	mmol/L	136 - 146

B Block, Church Road, Indira Nagar, Lucknow, Uttar Pradesh - 226016

Call : 0522 - 492 7272 | 235 2352

E-mail : mail@shekharhospital.com | www.shekharhospital.com



**SHEKHAR
HOSPITAL**

Committed to excellence



UHID : OP:2024/005849
Name : Mrs. SANGEETA SINGH Age : 51 Y , Sex - F
Patient Type : Normal Aadhaar No: 940948320381
Bill Date : 24/08/2024
Referred By. : MEDICINE DEPT.,
Collection Date/Time : 24/08/2024 10:25:58 AM Lab Refno : LB:2024/011962
Reporting Date/Time : 24/08/2024 12:43:34 PM

BIO - CHEMISTRY Report

Test Description	Result	Unit	Biological Reference Interval
POTASSIUM (K+) Method : I.S.E. Sample Type : SERUM	4.28	mmol/L	3.5 - 5.5

Machines Used: AUTO - ANALYSER OPTIMA - 1, HDC
Lyte Semi Autometed, Rayto 240, Fully
Autometed, SEMI AUTO - ANALYZER
Checked By: Shweta Awasthi

DR. ANKITA KATARA
PANDEY
MD, PATHOLOGY

* Indicates Critical Values. ■ Indicates Out of TAT.

Report printed by : PRIYAM MISHRA Printed on : 04/09/2024 - 15:38:52



UHID : OP:2024/005849
Name : Mrs. SANGEETA SINGH Age : 51 Y , Sex - F
Patient Type : Normal Aadhaar No: 940948320381
Bill Date : 24/08/2024
Referred By. : MEDICINE DEPT.,
Collection Date/Time : 24/08/2024 10:26:07 AM Lab Refno : LB:2024/011965
Reporting Date/Time : 24/08/2024 12:43:53 PM

BIO - CHEMISTRY Report

Test Name	Results	Units	Bio.Ref.Interval
HbA1c (Glycosylated Hemoglobin)	6.00	%	Blood @ (HPLC)
Interpretation As per American Diabetes Association (ADA)			
Reference Group	HbA1c in %		
Non diabetic adults >=18 years	4.0 - 6.0		
At risk	>=6.0 to <= 6.5		
Diagnosing Diabetes	> 6.5		
Therapeutic goals for glycemic Control	Age > 19 years Goal of therapy: <7.0 Action suggested: >8.0		
	Age < 19 years Goal of therapy: <7.5		
Note: 1. Since HbA1c reflects long term fluctuations in the blood glucose concentration, a diabetic patient who is recently under good control may still have a high concentration of HbA1c. Converse is true for a diabetic previously under good control but now poorly			



UHID : OP:2024/005849
Name : Mrs. SANGEETA SINGH Age : 51 Y , Sex - F
Patient Type : Normal Aadhaar No: 940948320381
Bill Date : 24/08/2024
Referred By. : MEDICINE DEPT.,
Collection Date/Time : 24/08/2024 10:26:07 AM Lab Refno : LB:2024/011965
Reporting Date/Time : 24/08/2024 12:43:53 PM

BIO - CHEMISTRY Report

controlled.

2.Target goals of <7.0% may be beneficial in patients with short

duration of diabetes, long life expectancy and no significant cardiovascular disease. In patients with significant complications

of diabetes, limited life expectancy or extensive co-morbid conditions

targeting a goal of <7.0% may not be appropriate.

Comments

HbA1c provides an index of average blood glucose levels over the past

8-12 weeks and is a much better indicator of long term glycemic control

as compared to blood and urinary glucose determinations.

ADA criteria for correlation between HbA1c & Mean plasma glucose levels

HbA1c (%)	Mean Plasma Glucose (mg/dl)
6	126
7	154
8	183
9	212
10	240
11	269
12	298

Machines Used: AUTO - ANALYSER OPTIMA - 1

Checked By: Shweta Awasthi



* Indicates Critical Values. ■ Indicates Out of TAT.

Report printed by : PRIYAM MISHRA Printed on : 04/09/2024 - 15:39:2



UHID : OP:2024/005849
 Name : Mrs. SANGEETA SINGH Age : 51 Y , Sex - F
 Patient Type : Normal Aadhaar No: 940948320381
 Bill Date : 24/08/2024
 Referred By. : MEDICINE DEPT.,
 Collection Date/Time : 24/08/2024 10:26:01 AM Lab Refno : LB:2024/011963
 Reporting Date/Time : 24/08/2024 1:09:28 PM

HORMONE Report

Sl.No.	Test	Result	Reference Values
THYROID PROFILE (TOTAL T3, T4 & TSH)			
Sample Type : Serum			
1.	TOTAL T3 (TRIIODOTYRONINE)	1.67	0.92-2.33 nmol/l
2.	TOTAL T4 (TYROXINE)	115.46	60-120 nmol/l
3.	TSH (THYROID STIMULATING HORMONE)	1.30	Euthyroid 0.25-5 uIU/ml Hyperthyroid <0.15 uIU/ml Hypothyroid >7.0 uIU/m

Comments: INTERPRETATION (AS PER KIT INSERT)

Serum T3, T4 & TSH measurements from three components of Thyroid screening panel, useful in diagnosing various disorders of Gland function.

Thyroid


1. Primary HypoThyroidism is accompanied by depressed serum T values and elevated serum TSH level 3 & T4
2. Primary Hyper Thyrodism is accompanied by elevated serum T levels along with depressed TSH values 3 & T4
3. Normal T4 levels are accompanied by increased T3 in patient T3 Thyrotoxicosis with
4. Slightly elevated T3 levels may be found in pregnancy and estherapy, while depressed levels may be encountered in severe illness, renal failure and during therapy with drugs like propranopropylthiouracillol and
5. Although elevated TSH levels are nearly always indicative of phyothyroidism, and may be seen in secon dary thyrotoxicosis.

REMARKS: Normal/Reference ranges given are as per kit literature. Ccorrelation is advised. Clinical

Note:- Maximum reading in our instrument is 100. In case of reading greater than 100, instrument given result with greater than (>) sign.

Machines Used: VIDAS / MINI VIDAS

Checked By: Shweta Awasthi



DR. NANDITA KAFARA PANDEY
MD PATHOLOGY

* Indicates Critical Values. ■ Indicates Out of TAT.

Report printed by : PRIYAM MISHRA Printed on : 04/09/2024 - 15:39:22




UHID : OP:2024/005849
 Name : Mrs. SANGEETA SINGH Age : 51 Y , Sex - F
 Patient Type : Normal Aadhaar No: 940948320381
 Bill Date : 24/08/2024
 Referred By. : MEDICINE DEPT.,
 Collection Date/Time : 24/08/2024 10:26:05 AM Lab Refno : LB:2024/011964
 Reporting Date/Time : 24/08/2024 3:12:36 PM ■

CLINICAL PATHOLOGY Report

Sample Type : Urine

<u>TEST</u>	<u>VALUE</u>	<u>UNIT</u>	<u>NORMAL</u>
PHYSICAL EXAMINATION			
APPEARANCE	CLEAR		CLEAR
COLOUR	STRAW		PALE
PH	6.0 (ACIDIC)		4.8-7.4
SPECIFIC GRAVITY	1.015		1.010-
1.022			
CHEMICAL EXAMINATION			
ALBUMIN	NIL		NEGATIVE
GLUCOSE	NIL		NEGATIVE
BLOOD	NIL		NEGATIVE
LEUCOCYTE ESTERASE	NIL		NEGATIVE
NITRITE	NIL		NEGATIVE
MICROSCOPIC EXAMINATION			
RBCs	NIL	/HPF	0-5
DYSMORPHIC RBCs	ABSENT		
PUS CELLS	NIL	/HPF	0-5
EPITHELIAL CELLS	NIL	/HPF	<5
CASTS	NIL		ABS
CRYSTALS	NIL		ABS
BACTERIA	NIL		ABS
OTHERS	NIL		

Checked By: SATYAM PATHAK



DR. SHRUTI SINGH

MBBS MD

* Indicates Critical Values. ■ Indicates Out of TAT.

Report printed by : PRIYAM MISHRA Printed on : 04/09/2024 - 15:39:33