

V1

V2

V3

V4

ID: 003306

Diagnosis Information:

Female
35 Years
cm / mmHg
kg

Rays R-S

HR 66 bpm
P 118 ms
PR 172 ms
QRS 93 ms
QT/QTc 416/437 ms
P/QRS/T 70/23/17 °
RV5/SV1 1.058/0.486 mV

Report Confirmed by:



[Signature]
NMC

Dr. SERIN LOPEZ, MBBS

Reg. No: 77656
MEDICAL OFFICER
Standard
DDRCA AGILUS PATHLABS LTD.
Aster Square, Medical College, PO, TUM

Standard

L 1

L II

L III

L III Inspiration

ID: 003306 09-03-2024 10:29:56 AM

I
II
III

aVR

aVL

aVF

V4

V1

V2

V3

V5

V6

0.5-25Hz AC50 25mm/s 10mm/mV 67 V1.0 SEMP V1.7 DDRG-AGILUS

ARROW CE

RA
ASY
ene
Tra
Bo
Se
Ma
Fir

NAME : MRS . REMYAR S

AGE:35/F

DATE: 09/03/2024

CHEST X-RAY REPORT

CHEST X-RAY PA VIEW : Trachea central
 No cardiomegaly
 Normal vascularity
 No parenchymal lesion.
 Costophrenic and cardiophrenic angles clear

➤ IMPRESSION : Normal Chest Xray

ELECTRO CARDIOGRAM : NSR: 66/minute
 No evidence of ischaemia

➤ IMPRESSION : Normal Ecg.



Serin Lopez
 Dr. SERIN LOPEZ. MBBS
 Reg. No. 77656
 MEDICAL OFFICER
 DDRC AGILUS PATHLABS LTD.
 Aster Square, Medical College. P.O, TVM

Company name: MEDIWHEEL

DR SERIN LOPEZ MBBS
Reg No 77656
DDRC AGILUS PATHLABS LTD

Acc no: 4182XC003306	Name: Mrs. Remya R S	Age: 35 y	RADIOLOGY DIVISION	
			Sex: Female	Date: 09.03.24

US SCAN WHOLE ABDOMEN (TAS + TVS)

LIVER is normal in size (12.6 cm). Margins are regular. **Hepatic parenchyma shows increased echogenicity.** No focal lesions seen. No dilatation of intrahepatic biliary radicles. CBD is not dilated. Portal vein is normal in caliber (11.4 mm).

GALL BLADDER is distended and lumen clear. No calculi / polyp noted. Wall thickness is normal. No pericholecystic fluid seen.

SPLEEN is normal in size (11.1 cm) and parenchymal echotexture. No focal lesion seen.

PANCREAS *obscured by bowel air.*

RIGHT KIDNEY is normal in size (9.1 x 4.2 cm) and shows normal parenchymal echotexture. Cortico medullary differentiation is maintained. Parenchymal thickness is normal. No echogenic focus with shadowing suggestive of renal calculi seen. No dilatation of pelvicalyceal system seen. Ureter is not dilated. Perinephric spaces are normal.

LEFT KIDNEY is normal in size (10.5 x 4.9 cm) and shows normal parenchymal echotexture. Cortico medullary differentiation is maintained. Parenchymal thickness is normal. No echogenic focus with shadowing suggestive of renal calculi seen. No dilatation of pelvicalyceal system seen. Ureter is not dilated. Perinephric spaces are normal.

PARAAORTIC AREA *obscured by bowel air.*

URINARY BLADDER is partially distended, normal in wall thickness, lumen clear.

UTERUS measures 10 x 4 x 5.3 cm, myometrial echopattern normal. No focal lesions seen. Endometrial thickness is 12.2 mm.

Both ovaries are normal. Right ovary vol - 9.1 cc. Left ovary vol - 9.2 cc *and shows dominant follicle measuring 2 x 1.8 cm.* No adnexal mass seen. No fluid in pouch of Douglas.

No ascites or pleural effusion.

Gaseous distension of bowel loops noted. No obvious bowel wall thickening seen sonologically.

CONCLUSION:-

- **Grade I / II fatty liver - Correlate with LFT.**


Dr. Nisha Unni MD , DNB (RD)
Consultant radiologist.

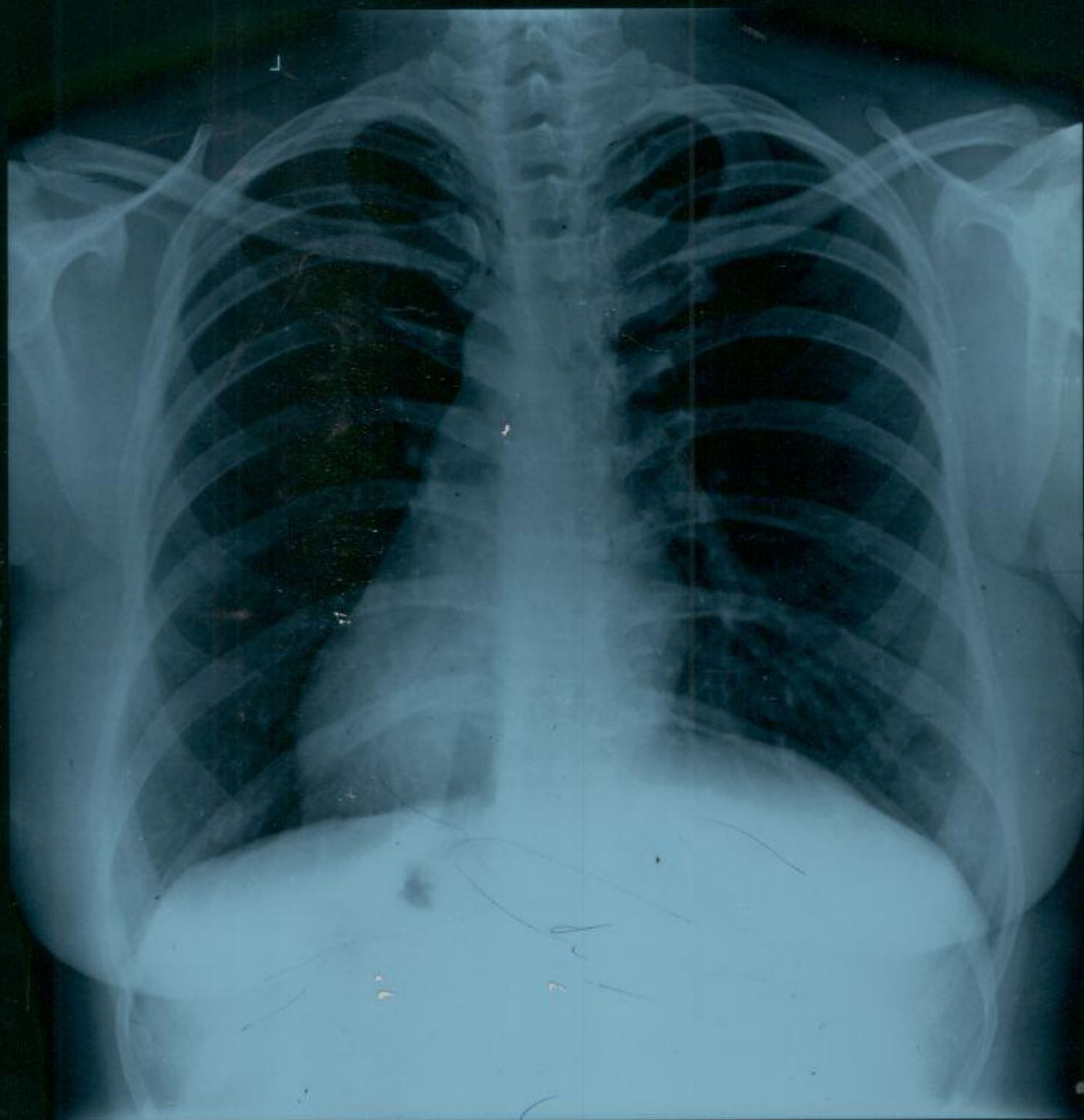
*Thanks for referral. Your feedback will be appreciated.
(Please bring relevant investigation reports during all visits)
Because of technical and technological limitations complete accuracy cannot be assured on imaging.
Suggested correlation with clinical findings and other relevant investigations consultations, and if required repeat imaging recommended in the event of controversies. AR*

(For appointments / any clarification of report please contact 9496005190 between 9 am – 5.30 pm).

DDRC *agilus* Pathlabs Limited.

Corp. Office : Express House, Second Floor, Opp. Pothys Silks, Banerjee Road, Kaloor -682017
Contact :- 93334 93334, Web :- www.ddrcagilus.com Email :- info.ddrc@agilus.in





REMYA R. S 35Y F 3/15/04 CHEST-PA XC003308 ne
DDRC AGILUS

If the examinee is suffering from an acute life threatening situation, you may be obliged to disclose the result of the medical examination to the examinee.

1. Name of the examinee	:	Mr./Mrs./Ms. <u>Remya RS</u>
2. Mark of Identification	:	(Mole/Scar/any other (specify location)):
3. Age/Date of Birth	:	<u>35/M</u> Gender: F/M
4. Photo ID Checked	:	(Passport/Election Card/PAN Card/Driving Licence/Company ID)

PHYSICAL DETAILS:

a. Height <u>168</u> (cms)	b. Weight <u>70</u> (Kgs)	c. Girth of Abdomen <u>84</u> (cms)
d. Pulse Rate (/Min)	e. Blood Pressure:	Systolic Diastolic
	1 st Reading	<u>100</u> <u>80</u>
	2 nd Reading	

FAMILY HISTORY:

Relation	Age if Living	Health Status	If deceased, age at the time and cause
Father			
Mother			
Brother(s)			
Sister(s)			

HABITS & ADDICTIONS: Does the examinee consume any of the following?

Tobacco in any form	Sedative	Alcohol
<u>-</u>	<u>-</u>	<u>-</u>

PERSONAL HISTORY

- a. Are you presently in good health and entirely free from any mental or Physical impairment or deformity. If No, please attach details. Y/N
- b. Have you undergone/been advised any surgical procedure? Y/N
- c. During the last 5 years have you been medically examined, received any advice or treatment or admitted to any hospital? Y/N
- d. Have you lost or gained weight in past 12 months? Y/N

Have you ever suffered from any of the following?

- Psychological Disorders or any kind of disorders of the Nervous System? Y/N
- Any disorders of Respiratory system? Y/N
- Any Cardiac or Circulatory Disorders? Y/N
- Enlarged glands or any form of Cancer/Tumour? Y/N
- Any Musculoskeletal disorder? Y/N
- Any disorder of Gastrointestinal System? Y/N
- Unexplained recurrent or persistent fever, and/or weight loss Y/N
- Have you been tested for HIV/HBsAg / HCV before? If yes attach reports Y/N
- Are you presently taking medication of any kind? Y/N

• Any disorders of Urinary System?

~~Y/N~~

• Any disorder of the Eyes, Ears, Nose, Throat or Mouth & Skin

~~Y/N~~

FOR FEMALE CANDIDATES ONLY

a. Is there any history of diseases of breast/genital organs?

Y/N

d. Do you have any history of miscarriage/abortion or MTP

Y/N

b. Is there any history of abnormal PAP Smear/Mammogram/USG of Pelvis or any other tests? (If yes attach reports)

Y/N

e. For Parous Women, were there any complication during pregnancy such as gestational diabetes, hypertension etc

Y/N

c. Do you suspect any disease of Uterus, Cervix or Ovaries?

Y/N

f. Are you now pregnant? If yes, how many months?

Y/N

CONFIDENTIAL COMMENTS FROM MEDICAL EXAMINER

- Was the examinee co-operative? ~~Y/N~~
- Is there anything about the examinee's health, lifestyle that might affect him/her in the near future with regard to his/her job? ~~Y/N~~
- Are there any points on which you suggest further information be obtained? ~~Y/N~~
- Based on your clinical impression, please provide your suggestions and recommendations below;

.....

.....

➤ Do you think he/she is **MEDICALLY FIT** or UNFIT for employment.

MEDICAL EXAMINER'S DECLARATION

I hereby confirm that I have examined the above individual after verification of his/her identity and the findings stated above are true and correct to the best of my knowledge.

Name & Signature of the Medical Examiner :

Seal of Medical Examiner :

Dr. SERIN LOPEZ. MBBS
Reg. No. 77656
MEDICAL OFFICER
DDRC AGILUS PATHLABS LTD.
Aster Square, Medical College, PO, TVM

Name & Seal of DDRC SRL Branch :

Date & Time :

09/03/2024



DDRC agilus Pathlabs Limited.

Corp. Office : Express House, Second Floor, Opp. Pothys Silks, Banerjee Road, Kaloor -682017
Contact :- 93334 93334, Web :- www.ddrcagilus.com Email :- info.ddrc@agilus.in

PATIENT NAME : MRS. REMYA R S

REF. DOCTOR : SELF

CODE/NAME & ADDRESS : CA00010147 -

MEDIWHEEL ARCOFEMI HEALTHCARE LIMITED
F701A, LADO SARAI, NEW DELHI, SOUTH DELHI,
DELHI,
SOUTH DELHI 110030
8800465156ACCESSION NO : **4182XC003306**

PATIENT ID : REMYF0903894182

CLIENT PATIENT ID:

ABHA NO :

AGE/SEX : 35 Years Female

DRAWN :

RECEIVED : 09/03/2024 09:22:17

REPORTED : 13/03/2024 07:46:54

Test Report Status **Final**

Results

Biological Reference Interval Units

MEDIWHEEL HEALTH CHECKUP BELOW 40(F)TMT**PHYSICAL EXAMINATION**

PHYSICAL EXAMINATION

REPORT GIVEN

**DR NISHA UNNI, MBBS,MD**
(RD),DNB (Reg.No:50162)
Consultant Radiologist

Page 1 Of 11



View Details



View Report

PERFORMED AT :DDRC AGILUS PATHLABS LIMITED
ASTER SQUARE BUILDING, ULLOOR,
MEDICAL COLLEGE P.O
TRIVANDRUM, 695011
KERALA, INDIA

Tel : 93334 93334, Fax : CIN - U85190MH2006PTC161480

Email : customercare.ddrc@agilus.in



Patient Ref. No. 66600008146922

PATIENT NAME : MRS. REMYA R S	REF. DOCTOR : SELF	
CODE/NAME & ADDRESS : CA00010147 - MEDIWHEEL ARCOFEMI HEALTHCARE LIMITED F701A, LADO SARAI, NEW DELHI,SOUTH DELHI, DELHI, SOUTH DELHI 110030 8800465156	ACCESSION NO : 4182XC003306 PATIENT ID : REMYF0903894182 CLIENT PATIENT ID: ABHA NO :	AGE/SEX : 35 Years Female DRAWN : RECEIVED : 09/03/2024 09:22:17 REPORTED :13/03/2024 07:46:54

Test Report Status	Final	Results	Units
--------------------	-------	---------	-------

MEDIWHEEL HEALTH CHECKUP BELOW 40(F)TMT

ECG WITH REPORT

REPORT

REPORT GIVEN

USG ABDOMEN AND PELVIS

REPORT

REPORT GIVEN

CHEST X-RAY WITH REPORT

REPORT

REPORT GIVEN

HAEMATOLOGY

MEDIWHEEL HEALTH CHECKUP BELOW 40(F)TMT

GLYCOSYLATED HEMOGLOBIN(HBA1C), EDTA WHOLE BLOOD

HBA1C	4.8	Non-diabetic Adult < 5.7 Pre-diabetes 5.7 - 6.4 Diabetes diagnosis: > or = 6.5 Therapeutic goals: < 7.0 Action suggested : > 8.0 (ADA Guideline 2021)	%
MEAN PLASMA GLUCOSE	91.1	< 116.0	mg/dL

BLOOD COUNTS,EDTA WHOLE BLOOD

HEMOGLOBIN	13.0	12.0 - 15.0	g/dL
RED BLOOD CELL COUNT	4.47	3.80 - 4.80	mil/ μ L

DR NISHA UNNI, MBBS,MD
(RD),DNB (Reg.No:50162)
Consultant Radiologist

DR.HARI SHANKAR, MBBS MD
(Reg No - TCMC:62092)
HEAD - Biochemistry & Immunology

DR.VAISHALI RAJAN, MBBS DCP
(Pathology)
(Reg No - TCC 27150)
HOD - HAEMATOLOGY



View Details



View Report

PERFORMED AT :

DDRC AGILUS PATHLABS LIMITED
ASTER SQUARE BUILDING, ULLOOR,
MEDICAL COLLEGE P.O
TRIVANDRUM, 695011
KERALA, INDIA
Tel : 93334 93334, Fax : CIN - U85190MH2006PTC161480
Email : customercare.ddrc@agilus.in



Patient Ref. No. 66600008146922

PATIENT NAME : MRS. REMYA R S

REF. DOCTOR : SELF

CODE/NAME & ADDRESS : CA00010147 -
MEDIWHEEL ARCOFEMI HEALTHCARE LIMITED
F701A, LADO SARAI, NEW DELHI, SOUTH DELHI,
DELHI,
SOUTH DELHI 110030
8800465156

ACCESSION NO : 4182XC003306
PATIENT ID : REMYF0903894182
CLIENT PATIENT ID:
ABHA NO :

AGE/SEX : 35 Years Female
DRAWN :
RECEIVED : 09/03/2024 09:22:17
REPORTED : 13/03/2024 07:46:54

Test Report Status	Final	Results	Units
--------------------	-------	---------	-------

WHITE BLOOD CELL COUNT	4.41	4.0 - 10.0	thou/ μ L
PLATELET COUNT	288	150 - 410	thou/ μ L

RBC AND PLATELET INDICES

HEMATOCRIT	40.2	36.0 - 46.0	%
MEAN CORPUSCULAR VOL	89.9	83.0 - 101	fL
MEAN CORPUSCULAR HGB.	29.1	27.0 - 32.0	pg
MEAN CORPUSCULAR HEMOGLOBIN CONCENTRATION	32.3	31.50 - 34.50	g/dL
RED CELL DISTRIBUTION WIDTH	13.1	11.60 - 14.0	%
MENTZER INDEX	20.1		
MEAN PLATELET VOLUME	8.9	6.80 - 10.90	fL

WBC DIFFERENTIAL COUNT

SEGMENTED NEUTROPHILS	52	40.0 - 80.0	%
LYMPHOCYTES	42 High	20.0 - 40.0	%
MONOCYTES	4	2.0 - 10.0	%
EOSINOPHILS	2	1.0 - 6.0	%
BASOPHILS	0	0.0 - 1.0	%
ABSOLUTE NEUTROPHIL COUNT	2.29	2.0 - 7.0	thou/ μ L
ABSOLUTE LYMPHOCYTE COUNT	1.86	1.0 - 3.0	thou/ μ L
ABSOLUTE MONOCYTE COUNT	0.19 Low	0.20 - 1.0	thou/ μ L
ABSOLUTE EOSINOPHIL COUNT	0.09	0.02 - 0.50	thou/ μ L
ABSOLUTE BASOPHIL COUNT	0.00		thou/ μ L
NEUTROPHIL LYMPHOCYTE RATIO (NLR)	1.2		

ERYTHROCYTE SEDIMENTATION RATE (ESR), EDTA BLOOD

SEDIMENTATION RATE (ESR)	3	0 - 20	mm at 1 hr
--------------------------	---	--------	------------

DR. HARI SHANKAR, MBBS MD
(Reg No - TCMC:62092)
HEAD - Biochemistry & Immunology

DR. VAISHALI RAJAN, MBBS DCP
(Pathology)
(Reg No - TCC 27150)
HOD - HAEMATOLOGY



View Details



View Report

PERFORMED AT :

DDRC AGILUS PATHLABS LIMITED
ASTER SQUARE BUILDING, ULLOOR,
MEDICAL COLLEGE P.O
TRIVANDRUM, 695011
KERALA, INDIA
Tel : 93334 93334, Fax : CIN - U85190MH2006PTC161480
Email : customercare.ddrc@agilus.in



Patient Ref. No. 66600008146922

PATIENT NAME : MRS. REMYA R S

REF. DOCTOR : SELF

CODE/NAME & ADDRESS : CA00010147 -

MEDIWHEEL ARCOFEMI HEALTHCARE LIMITED
F701A, LADO SARAI, NEW DELHI, SOUTH DELHI,
DELHI,
SOUTH DELHI 110030
8800465156ACCESSION NO : **4182XC003306**

PATIENT ID : RMYF0903894182

CLIENT PATIENT ID:

ABHA NO :

AGE/SEX : 35 Years Female

DRAWN :

RECEIVED : 09/03/2024 09:22:17

REPORTED : 13/03/2024 07:46:54

Test Report Status **Final**

Results

Units

SUGAR URINE - POST PRANDIAL

SUGAR URINE - POST PRANDIAL

NOT DETECTED

NOT DETECTED

SUGAR URINE - FASTING

SUGAR URINE - FASTING

NOT DETECTED

NOT DETECTED

IMMUNOHAEMATOLOGY**MEDIWHEEL HEALTH CHECKUP BELOW 40(F)TMT****ABO GROUP & RH TYPE, EDTA WHOLE BLOOD**

ABO GROUP

TYPE B

RH TYPE

POSITIVE

METHOD : COLUMN AGGLUTINATION TECHNOLOGY

Interpretation(s)

ABO GROUP & RH TYPE, EDTA WHOLE BLOOD-Blood group is identified by antigens and antibodies present in the blood. Antigens are protein molecules found on the surface of red blood cells. Antibodies are found in plasma. To determine blood group, red cells are mixed with different antibody solutions to give A,B,O or AB.

Disclaimer: "Please note, as the results of previous ABO and Rh group (Blood Group) for pregnant women are not available, please check with the patient records for availability of the same."

The test is performed by both forward as well as reverse grouping methods.

BIO CHEMISTRY**MEDIWHEEL HEALTH CHECKUP BELOW 40(F)TMT****BLOOD UREA NITROGEN (BUN), SERUM**

BLOOD UREA NITROGEN

9

Adult(<60 yrs) : 6 to 20

mg/dL

DR. HARI SHANKAR, MBBS MD
(Reg No - TCMC:62092)
HEAD - Biochemistry &
Immunology**DR. VAISHALI RAJAN, MBBS DCP**
(Pathology)
(Reg No - TCC 27150)
HOD - HAEMATOLOGY

Page 4 Of 11



View Details



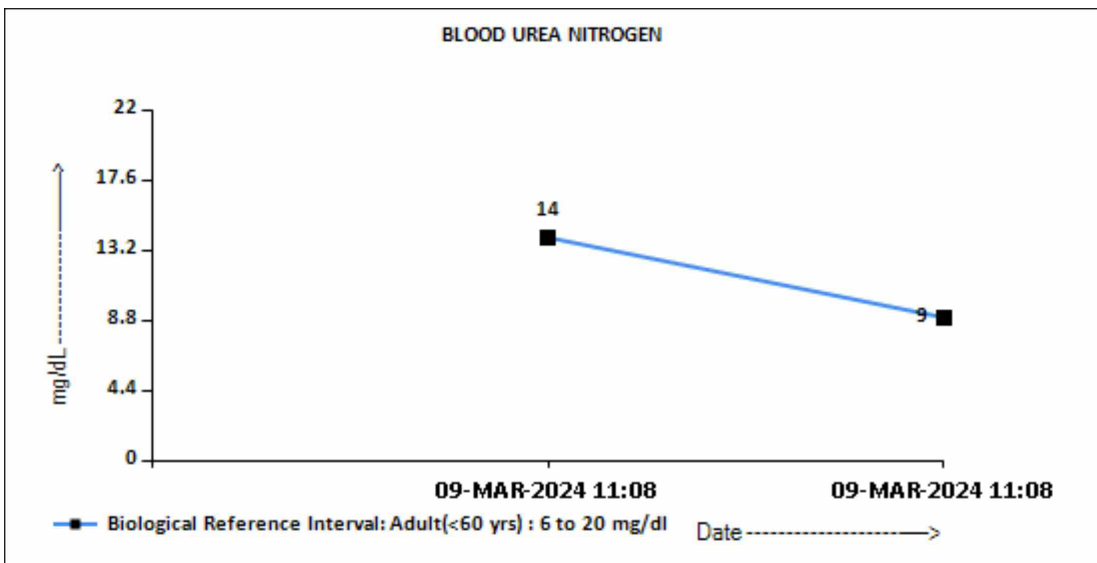
View Report

PERFORMED AT :DDRC AGILUS PATHLABS LIMITED
ASTER SQUARE BUILDING, ULLOOR,
MEDICAL COLLEGE P.O
TRIVANDRUM, 695011
KERALA, INDIA
Tel : 93334 93334, Fax : CIN - U85190MH2006PTC161480
Email : customercare.ddrc@agilus.in

Patient Ref. No. 66600008146922

PATIENT NAME : MRS. REMYA R S	REF. DOCTOR : SELF	
CODE/NAME & ADDRESS : CA00010147 - MEDIWHEEL ARCOFEMI HEALTHCARE LIMITED F701A, LADO SARAI, NEW DELHI,SOUTH DELHI, DELHI, SOUTH DELHI 110030 8800465156	ACCESSION NO : 4182XC003306 PATIENT ID : REMYF0903894182 CLIENT PATIENT ID: ABHA NO :	AGE/SEX : 35 Years Female DRAWN : RECEIVED : 09/03/2024 09:22:17 REPORTED : 13/03/2024 07:46:54

Test Report Status	Final	Results	Units
--------------------	-------	---------	-------



BUN/CREAT RATIO

BUN/CREAT RATIO 13.6

CREATININE, SERUM

CREATININE 0.66 18 - 60 yrs : 0.6 - 1.1 mg/dL

DR.HARI SHANKAR, MBBS MD
(Reg No - TCMC:62092)
HEAD - Biochemistry & Immunology



View Details



View Report

PERFORMED AT :

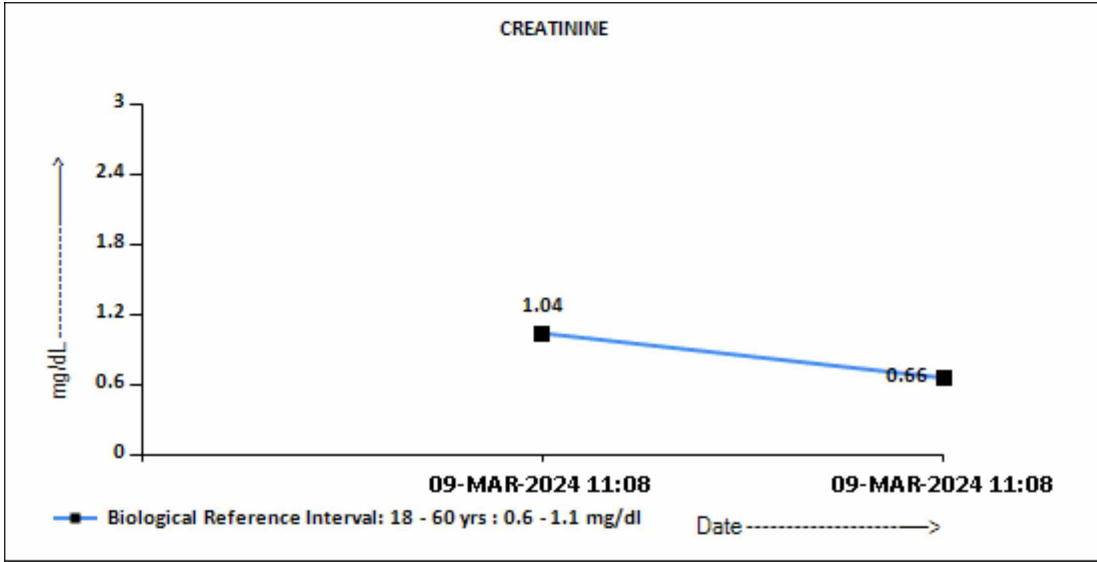
DDRC AGILUS PATHLABS LIMITED
ASTER SQUARE BUILDING, ULLOOR,
MEDICAL COLLEGE P.O
TRIVANDRUM, 695011
KERALA, INDIA
Tel : 93334 93334, Fax : CIN - U85190MH2006PTC161480
Email : customercare.ddrc@agilus.in



Patient Ref. No. 66600008146922

PATIENT NAME : MRS. REMYA R S		REF. DOCTOR : SELF	
CODE/NAME & ADDRESS : CA00010147 - MEDIWHEEL ARCOFEMI HEALTHCARE LIMITED F701A, LADO SARAI, NEW DELHI,SOUTH DELHI, DELHI, SOUTH DELHI 110030 8800465156		ACCESSION NO : 4182XC003306 PATIENT ID : REMYF0903894182 CLIENT PATIENT ID: ABHA NO :	
		AGE/SEX : 35 Years Female DRAWN : RECEIVED : 09/03/2024 09:22:17 REPORTED : 13/03/2024 07:46:54	

Test Report Status	Final	Results	Units
--------------------	-------	---------	-------



GLUCOSE, POST-PRANDIAL, PLASMA		
GLUCOSE, POST-PRANDIAL, PLASMA	114	Diabetes Mellitus : > or = 200. mg/dL Impaired Glucose tolerance/ Prediabetes : 140 - 199. Hypoglycemia : < 55.

DR. HARI SHANKAR, MBBS MD
(Reg No - TCMC:62092)
HEAD - Biochemistry & Immunology

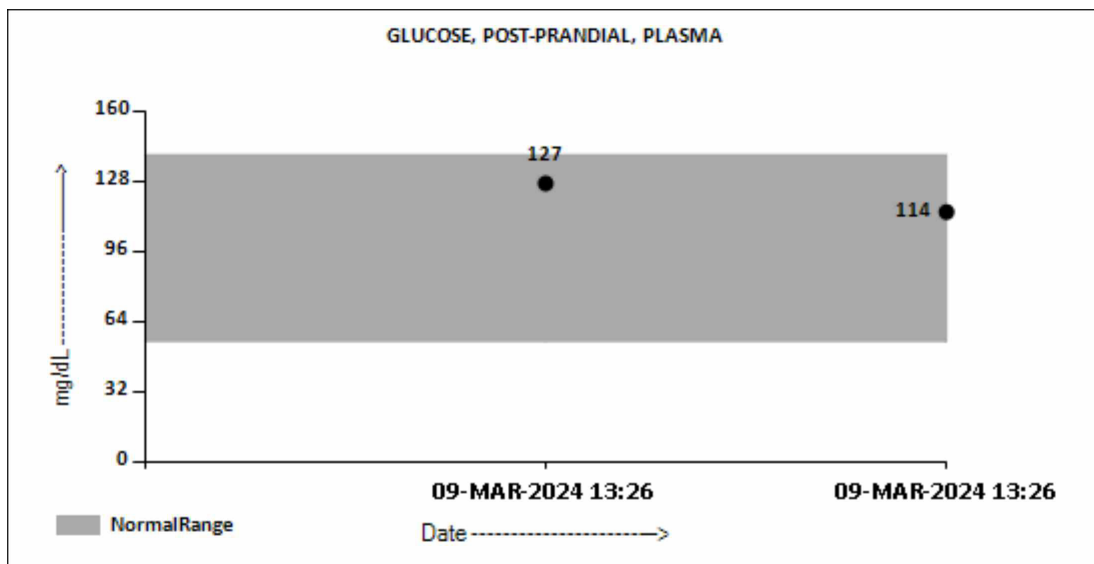


PERFORMED AT :
DDRC AGILUS PATHLABS LIMITED
ASTER SQUARE BUILDING, ULLOOR,
MEDICAL COLLEGE P.O
TRIVANDRUM, 695011
KERALA, INDIA
Tel : 93334 93334, Fax : CIN - U85190MH2006PTC161480
Email : customercare.ddrc@agilus.in



PATIENT NAME : MRS. REMYA R S	REF. DOCTOR : SELF	
CODE/NAME & ADDRESS : CA00010147 - MEDIWHEEL ARCOFEMI HEALTHCARE LIMITED F701A, LADO SARAI, NEW DELHI,SOUTH DELHI, DELHI, SOUTH DELHI 110030 8800465156	ACCESSION NO : 4182XC003306 PATIENT ID : REMYF0903894182 CLIENT PATIENT ID: ABHA NO :	AGE/SEX : 35 Years Female DRAWN : RECEIVED : 09/03/2024 09:22:17 REPORTED : 13/03/2024 07:46:54

Test Report Status	Final	Results	Units
--------------------	-------	---------	-------



GLUCOSE FASTING,FLUORIDE PLASMA

FBS (FASTING BLOOD SUGAR)	84	Diabetes Mellitus : > or = 126. mg/dL Impaired fasting Glucose/ Prediabetes : 101 - 125. Hypoglycemia : < 55.
---------------------------	----	--

DR.HARI SHANKAR, MBBS MD
(Reg No - TCMC:62092)
HEAD - Biochemistry & Immunology



View Details



View Report

PERFORMED AT :

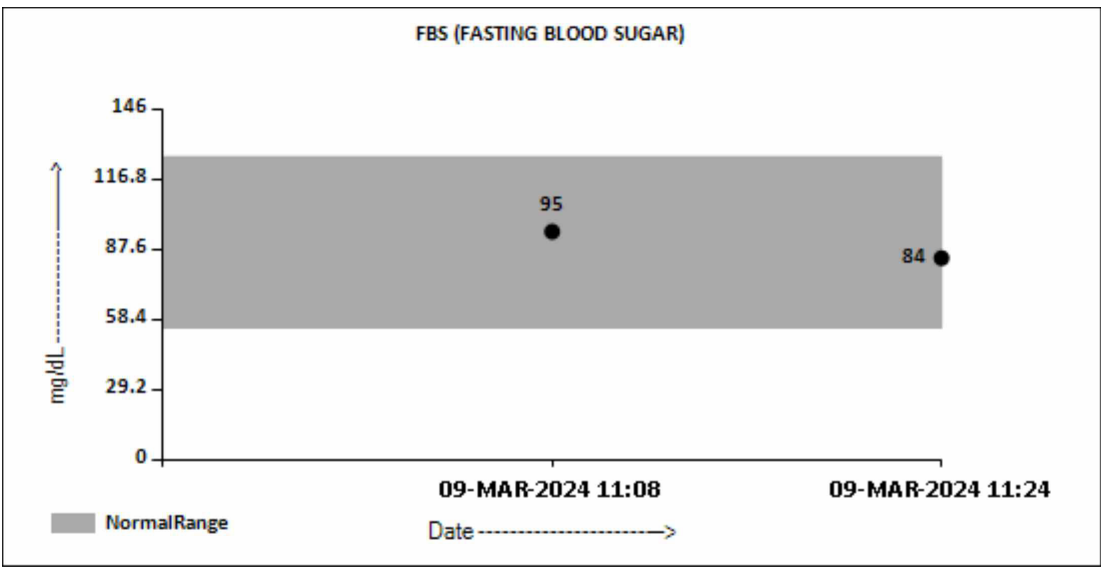
DDRC AGILUS PATHLABS LIMITED
ASTER SQUARE BUILDING, ULLOOR,
MEDICAL COLLEGE P.O
TRIVANDRUM, 695011
KERALA, INDIA
Tel : 93334 93334, Fax : CIN - U85190MH2006PTC161480
Email : customercare.ddrc@agilus.in



Patient Ref. No. 66600008146922

PATIENT NAME : MRS. REMYA R S	REF. DOCTOR : SELF	
CODE/NAME & ADDRESS : CA00010147 - MEDIWHEEL ARCOFEMI HEALTHCARE LIMITED F701A, LADO SARAI, NEW DELHI,SOUTH DELHI, DELHI, SOUTH DELHI 110030 8800465156	ACCESSION NO : 4182XC003306 PATIENT ID : REMYF0903894182 CLIENT PATIENT ID: ABHA NO :	AGE/SEX : 35 Years Female DRAWN : RECEIVED : 09/03/2024 09:22:17 REPORTED :13/03/2024 07:46:54

Test Report Status	Final	Results	Units
--------------------	-------	---------	-------



LIVER FUNCTION TEST WITH GGT

BILIRUBIN, TOTAL	0.62	General Range : < 1.1	mg/dL
BILIRUBIN, DIRECT	0.24	General Range : < 0.3	mg/dL
BILIRUBIN, INDIRECT	0.38	General Range : <0.85	mg/dL
TOTAL PROTEIN	6.4	Ambulatory : 6.4 - 8.3 Recumbant : 6 - 7.8	g/dL
ALBUMIN	4.4	20-60yrs : 3.5 - 5.2	g/dL
GLOBULIN	2.0	General Range : 2 - 3.5 Premature Neonates : 0.29 - 1.04	g/dL
ALBUMIN/GLOBULIN RATIO	2.2	General Range : 1.1 - 2.5	RATIO
ASPARTATE AMINOTRANSFERASE (AST/SGOT)	22	Adults : < 33	U/L
ALANINE AMINOTRANSFERASE (ALT/SGPT)	28	Adults : < 34	U/L
ALKALINE PHOSPHATASE	77	Adult (<60yrs) : 35 - 105	U/L
GAMMA GLUTAMYL TRANSFERASE (GGT)	13	Adult (female) : < 40	U/L

TOTAL PROTEIN, SERUM

DR.HARI SHANKAR, MBBS MD
(Reg No - TCMC:62092)
HEAD - Biochemistry & Immunology



[View Details](#) [View Report](#)

PERFORMED AT :
DDRC AGILUS PATHLABS LIMITED
ASTER SQUARE BUILDING, ULLOOR,
MEDICAL COLLEGE P.O
TRIVANDRUM, 695011
KERALA, INDIA
Tel : 93334 93334, Fax : CIN - U85190MH2006PTC161480
Email : customercare.ddrc@agilus.in



PATIENT NAME : MRS. REMYA R S

REF. DOCTOR : SELF

CODE/NAME & ADDRESS : CA00010147 -
MEDIWHEEL ARCOFEMI HEALTHCARE LIMITED
F701A, LADO SARAI, NEW DELHI, SOUTH DELHI,
DELHI,
SOUTH DELHI 110030
8800465156

ACCESSION NO : **4182XC003306**
PATIENT ID : REMYF0903894182
CLIENT PATIENT ID:
ABHA NO :

AGE/SEX : 35 Years Female
DRAWN :
RECEIVED : 09/03/2024 09:22:17
REPORTED : 13/03/2024 07:46:54

Test Report Status	Final	Results	Units
TOTAL PROTEIN		6.4	Ambulatory : 6.4 - 8.3 Recumbant : 6 - 7.8 g/dL
URIC ACID, SERUM			
URIC ACID		3.7	Adults : 2.4-5.7 mg/dL

BIOCHEMISTRY - LIPID

MEDIWHEEL HEALTH CHECKUP BELOW 40(F)TMT

LIPID PROFILE, SERUM

CHOLESTEROL	196	Desirable : < 200 Borderline : 200-239 High : >or= 240	mg/dL
TRIGLYCERIDES	91	Normal : < 150 High : 150-199 Hypertriglyceridemia : 200-499 Very High : > 499	mg/dL
HDL CHOLESTEROL	41	General range : 40-60	mg/dL
LDL CHOLESTEROL, DIRECT	127	Optimum : < 100 Above Optimum : 100-129 Borderline High : 130-159 High : 160-189 Very High : >or= 190	mg/dL
NON HDL CHOLESTEROL	155	Desirable : < 130 Above Desirable : 130 -159 Borderline High : 160 - 189 High : 190 - 219 Very high : > / = 220	mg/dL
VERY LOW DENSITY LIPOPROTEIN CHOL/HDL RATIO	18.2	</= 30.0	mg/dL
LDL/HDL RATIO	4.8	Low Risk : 3.3 - 4.4 Average Risk : 4.5 - 7.0 Moderate Risk : 7.1 - 11.0 High Risk : > 11.0	
LDL/HDL RATIO	3.1	Desirable/Low Risk - 0.5-3	

DR. HARI SHANKAR, MBBS MD
(Reg No - TCMC:62092)
HEAD - Biochemistry & Immunology



View Details



View Report

PERFORMED AT :

DDRC AGILUS PATHLABS LIMITED
ASTER SQUARE BUILDING, ULLLOOR,
MEDICAL COLLEGE P.O
TRIVANDRUM, 695011
KERALA, INDIA
Tel : 93334 93334, Fax : CIN - U85190MH2006PTC161480
Email : customercare.ddrc@agilus.in



Patient Ref. No. 66600008146922

PATIENT NAME : MRS. REMYA R S		REF. DOCTOR : SELF	
CODE/NAME & ADDRESS : CA00010147 - MEDIWHEEL ARCOFEMI HEALTHCARE LIMITED F701A, LADO SARAI, NEW DELHI,SOUTH DELHI, DELHI, SOUTH DELHI 110030 8800465156		ACCESSION NO : 4182XC003306	AGE/SEX : 35 Years Female
		PATIENT ID : REMYF0903894182	DRAWN :
		CLIENT PATIENT ID:	RECEIVED : 09/03/2024 09:22:17
		ABHA NO :	REPORTED :13/03/2024 07:46:54

Test Report Status	Final	Results	Units
--------------------	-------	---------	-------

Borderline/Moderate Risk- 3.1-6
High Risk- >6.0

SPECIALISED CHEMISTRY - HORMONE

MEDIWHEEL HEALTH CHECKUP BELOW 40(F)TMT

THYROID PANEL, SERUM

T3	114.00	Non-Pregnant : 80-200	ng/dL
		Pregnant Trimester-wise	
		1st : 81-190	
		2nd : 100-260	
		3rd : 100-260	
T4	6.70	Adults : 4.5-12.1	µg/dl
TSH 3RD GENERATION	1.510	Non-Pregnant : 0.4-4.2	µIU/mL
		Pregnant Trimester-wise :	
		1st : 0.1 - 2.5	
		2nd : 0.2 - 3	
		3rd : 0.3 - 3	

CLINICAL PATH - URINALYSIS

MEDIWHEEL HEALTH CHECKUP BELOW 40(F)TMT

PHYSICAL EXAMINATION, URINE

COLOR	AMBER
APPEARANCE	CLEAR

CHEMICAL EXAMINATION, URINE

DR.HARI SHANKAR, MBBS MD
(Reg No - TCMC:62092)
HEAD - Biochemistry & Immunology

DR.VAISHALI RAJAN, MBBS DCP
(Pathology)
(Reg No - TCC 27150)
HOD - HAEMATOLOGY



View Details



View Report

PERFORMED AT :

DDRC AGILUS PATHLABS LIMITED
ASTER SQUARE BUILDING, ULLOOR,
MEDICAL COLLEGE P.O
TRIVANDRUM, 695011
KERALA, INDIA
Tel : 93334 93334, Fax : CIN - U85190MH2006PTC161480
Email : customercare.ddrc@agilus.in



Patient Ref. No. 66600008146922

PATIENT NAME : MRS. REMYA R S

REF. DOCTOR : SELF

CODE/NAME & ADDRESS : CA00010147 -
 MEDIWHEEL ARCOFEMI HEALTHCARE LIMITED
 F701A, LADO SARAI, NEW DELHI, SOUTH DELHI,
 DELHI,
 SOUTH DELHI 110030
 8800465156

ACCESSION NO : 4182XC003306
PATIENT ID : REMYF0903894182
CLIENT PATIENT ID:
ABHA NO :

AGE/SEX : 35 Years Female
DRAWN :
RECEIVED : 09/03/2024 09:22:17
REPORTED : 13/03/2024 07:46:54

Test Report Status	Final	Results	Units
--------------------	-------	---------	-------

PH	6.0	4.8 - 7.4	
SPECIFIC GRAVITY	1.020	1.015 - 1.030	
PROTEIN	NOT DETECTED	NOT DETECTED	
GLUCOSE	NORMAL	NOT DETECTED	
KETONES	NOT DETECTED	NOT DETECTED	
BLOOD	NOT DETECTED	NOT DETECTED	
BILIRUBIN	NOT DETECTED	NOT DETECTED	
UROBILINOGEN	NORMAL	NORMAL	
NITRITE	NOT DETECTED	NOT DETECTED	

MICROSCOPIC EXAMINATION, URINE

RED BLOOD CELLS	1 - 2	NOT DETECTED	/HPF
WBC	1-2	0-5	/HPF
EPITHELIAL CELLS	8-10	0-5	/HPF
CASTS	NEGATIVE		
CRYSTALS	NEGATIVE		
REMARKS	NIL		

METHOD : AUTOMATED ANALYSER, MICROSCOPY

DR.VAISHALI RAJAN, MBBS DCP
 (Pathology)
 (Reg No - TCC 27150)
 HOD - HAEMATOLOGY



View Details



View Report

PERFORMED AT :

DDRC AGILUS PATHLABS LIMITED
 ASTER SQUARE BUILDING, ULLOOR,
 MEDICAL COLLEGE P.O
 TRIVANDRUM, 695011
 KERALA, INDIA
 Tel : 93334 93334, Fax : CIN - U85190MH2006PTC161480
 Email : customercare.ddrc@agilus.in



Patient Ref. No. 66600008146922