

CERTIFICATE OF MEDICAL FITNESS

This is to certify that I have conducted the clinical examination

of Siva Prasad on 01/08/24

After reviewing the medical history and on clinical examination it has been found that he/she is

	Tick
<ul style="list-style-type: none"> • Medically Fit 	<input checked="" type="checkbox"/>
<ul style="list-style-type: none"> • Fit with restrictions/recommendations <p>Though following restrictions have been revealed, in my opinion, these are not impediments to the job.</p> <p>1.....</p> <p>2.....</p> <p>3.....</p> <p>However the employee should follow the advice/medication that has been communicated to him/her.</p> <p>Review after _____</p>	<input type="checkbox"/>
<ul style="list-style-type: none"> • Currently Unfit. <p>Review after _____ recommended</p>	<input type="checkbox"/>
<ul style="list-style-type: none"> • Unfit 	<input type="checkbox"/>

Dr.G. INDIRA PRIYADARSHINI
MBBS

Regd.No. 63148

Apollo Family Physician

Dr. Apollo Clinic, Seethammampet, Vizag

Medical Officer

This certificate is not meant for medico-legal purposes

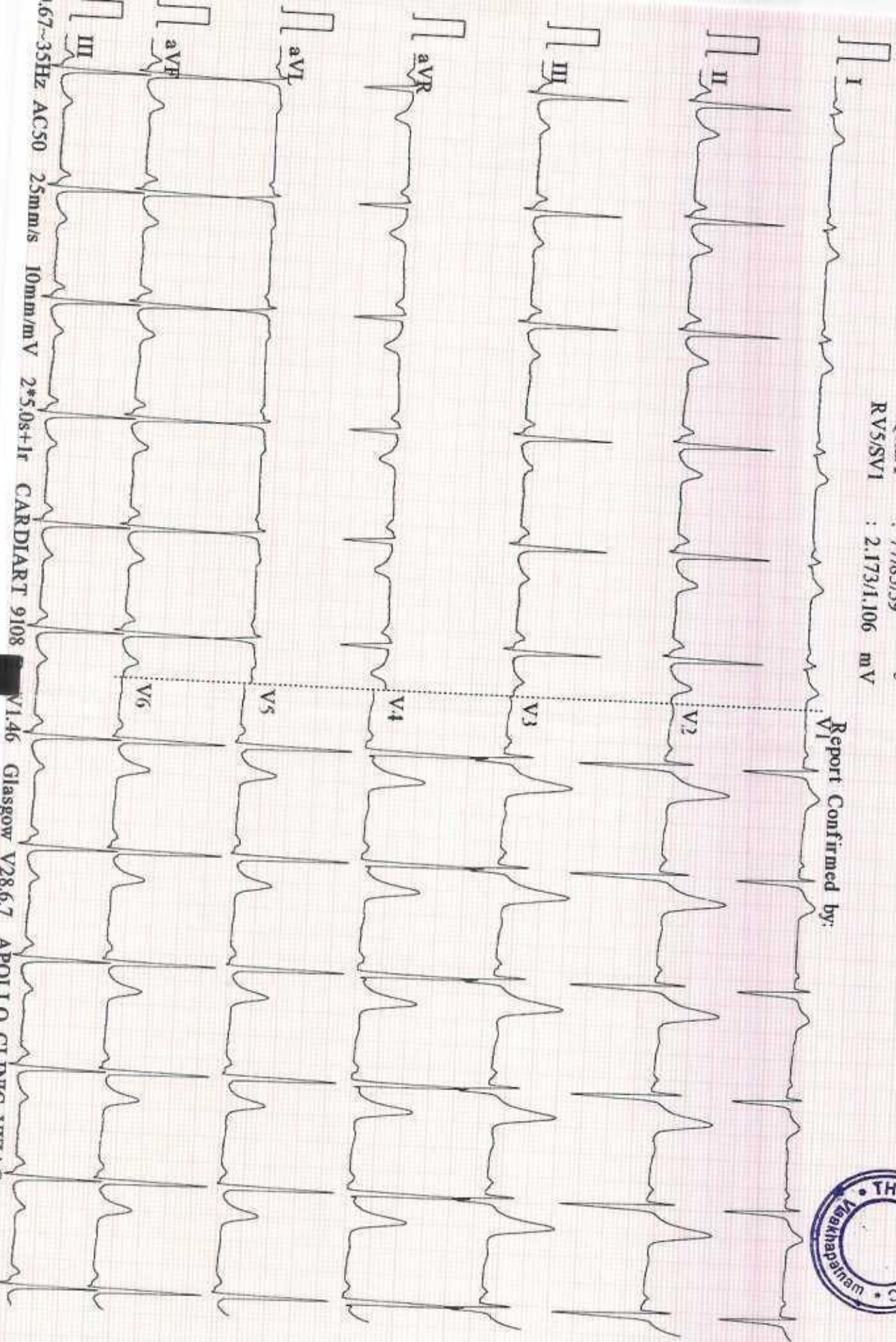
12026
siva prasad
Male 36Years
Req. No. :

01-08-2024 09:53:58
HR : 69 bpm
P : 104 ms
PR : 126 ms
QRS : 90 ms
QT/QTcBz : 354/380 ms
P/QRS/T : 77/85/59 °
RV5/SV1 : 2.173/1.106 mV

Diagnosis Information:
Sinus rhythm
Normal ECG



Report Confirmed by:



67~35Hz AC50 25mm/s 10mm/mV 2*5.0s+1r CARDIART 9108

V1.46 Glasgow V28.6.7 APOLLO CLINIC VIZAG

JM FINANCIAL

NAME : MV. SIVA PRASAD

GENDER : M

AGE : 36

DATE : 1/8/24

OPHTHALMOLOGY SCREENING REPORT

VISION :

(OD) 6/6

(OS) 6/6

DISTANCE :

NG

NG

NEAR VISION :

COLOUR VISION :

WNL

ANT.SEGMENT :

clear

CONJUNCTIVA :

clear

CORNEA :

A/R/R

PUPIL :

FUNDUS :

WNL

IMPRESSION :



A. Kalan
SIGNATURE

Patient Name	: Mr. Siva Prasad	Age	: 36Yrs 11Mths 23Days
UHID	: CVIS.0000126528	OP Visit No.	: CVISOPV126391
Printed On	: 01-08-2024 10:06 AM	Advised/Pres Doctor	: --
Department	: Cardiology	Qualification	: --
Referred By	: Self	Registration No.	: --
Employer Id	: 9920144559		

DEPARTMENT OF CARDIOLOGY

ECG

Observation :-

1. Sinus Rhythm.
2. Heart rate is 69 beats per minutes.
3. No pathological Q wave or ST-T changes seen.
4. Normal P,QRS,T waves and axis.
5. No evidence of chamber, hypertrophy or enlargement seen.

Impression:

NORMAL RESTING ECG.

---End Of The Report---



Handwritten signature
DR. APPALA NAIDU L S
MBBS, PGDCC
46929
Cardiology

Patient	Mr. Siva Prasad	Appt ID	CVISAPT197
Age/Gender	36Y Male	Consult Date	01 Aug 2024
LHID	CVIS.0000126528	Order/Bill ID	CVIS-OCR-68724
		Visit Display ID	CVISOPV126391

VITALS

Weight : 55Kgs
Pulse : 69 BPM
BP : 127 / 79 MmHg
Temperature : 98.6 °F

Height : 169Cms
SpO2 : 99%
Respiratory Rate : 18 BPM

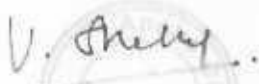


Patient Name	: Mr.SIVA PRASAD	Collected	: 01/Aug/2024 09:31AM
Age/Gender	: 36 Y 11 M 23 D/M	Received	: 01/Aug/2024 11:39AM
UHID/MR No	: CVIS.0000126528	Reported	: 01/Aug/2024 02:44PM
Visit ID	: CVISOPV126391	Status	: Final Report
Ref Doctor	: Self	Sponsor Name	: ARCOFEMI HEALTHCARE LIMITED
Emp/Auth/TPA ID	: 9920144559		

DEPARTMENT OF HAEMATOLOGY

PERIPHERAL SMEAR , WHOLE BLOOD EDTA

RBCs ARE NORMOCYTIC NORMOCHROMIC.
 TLC , DLC WITHIN NORMAL LIMIT. NO IMMATURE CELLS ARE SEEN.
 PLATELETS ARE ADEQUATE.
 NO HEMOPARASITES SEEN



DR. V. SNEHAL
 M.D (PATH)
 Consultant Pathologist

SIN No:VIS240800014

This test has been performed at Apollo Health and Lifestyle Ltd/Vizag Lab : Vizag-530017

regd. Office: 1-10-60/62, Ashoka Raghupathi Chambers, 5th Floor, Begumpet, Hyderabad, Telangana - 500 016 |
 www.apollohl.com | Email ID: enquiry@apollohl.com, Ph No: 040-4904 7777, Fax No: 4904 7744


GSTIN: 37AADCA0733E1Z6
 Address: 50-81-1/2, Plot no. 5, Southammapeta,
 Visakhapatnam, Andhra Pradesh



Patient Name	: Mr.SIVA PRASAD	Collected	: 01/Aug/2024 09:31AM
Age/Gender	: 36 Y 11 M 23 D/M	Received	: 01/Aug/2024 11:39AM
UHID/MR No.	: CVIS.0000126528	Reported	: 01/Aug/2024 02:44PM
Visit ID	: CVISOPV126391	Status	: Final Report
Ref Doctor	: Self	Sponsor Name	: ARCOFEMI HEALTHCARE LIMITED
Emp/Auth/TPA ID	: 9920144559		

DEPARTMENT OF HAEMATOLOGY
ARCOFEMI - MEDIWHEEL - PMC PACK H - PAN INDIA - FY2324

Test Name	Result	Unit	Bio. Ref. Range	Method
HEMOGRAM , WHOLE BLOOD EDTA				
HAEMOGLOBIN	15.8	g/dL	13-17	Spectrophotometer
PCV	46.10	%	40-50	Electronic pulse & Calculation
RBC COUNT	5.01	Million/cu.mm	4.5-5.5	Electrical Impedance
MCV	92	fL	83-101	Calculated
MCH	31.5	pg	27-32	Calculated
MCHC	34.3	g/dL	31.5-34.5	Calculated
R.D.W	12.6	%	11.6-14	Calculated
TOTAL LEUCOCYTE COUNT (TLC)	5,500	cells/cu.mm	4000-10000	Electrical Impedance
DIFFERENTIAL LEUCOCYTIC COUNT (DLC)				
NEUTROPHILS	50.1	%	40-80	Electrical Impedance
LYMPHOCYTES	38.6	%	20-40	Electrical Impedance
EOSINOPHILS	4.5	%	1-6	Electrical Impedance
MONOCYTES	6.7	%	2-10	Electrical Impedance
BASOPHILS	0.1	%	<1-2	Electrical Impedance
ABSOLUTE LEUCOCYTE COUNT				
NEUTROPHILS	2755.5	Cells/cu.mm	2000-7000	Calculated
LYMPHOCYTES	2123	Cells/cu.mm	1000-3000	Calculated
EOSINOPHILS	247.5	Cells/cu.mm	20-500	Calculated
MONOCYTES	368.5	Cells/cu.mm	200-1000	Calculated
BASOPHILS	5.5	Cells/cu.mm	0-100	Calculated
Neutrophil lymphocyte ratio (NLR)	1.3		0.78- 3.53	Calculated
PLATELET COUNT	322000	cells/cu.mm	150000-410000	Electrical impedance
ERYTHROCYTE SEDIMENTATION RATE (ESR)	10	mm at the end of 1 hour	0-15	Modified Westergren
PERIPHERAL SMEAR				


DR. V. SNEHAL
M.D (PATH)
Consultant Pathologist

SIN No: VIS240800014

This test has been performed at Apollo Health and Lifestyle Ltd/Vizag Lab : Vizag-530017

regd. Office: 1-10-60/62, Ashoka Raghupathi Chambers, 5th Floor, Begumpet, Hyderabad, Telangana - 500 016 |
www.apolloclinic.com | Email ID: enquiry@apollocli.com, Ph No: 040-4904 7777, Fax No: 4904 7744

APOLLO CLINICS NETWORK

Hyderabad: Apollo Nagar | Charana Nagar | Bandipour | Haliakonda | Hazampet | Marikonda | Usalgudi | Andhra Pradesh. Vizag: Seethamma Peta | Kasturba | Bangalore: Basavanagudi | Bellandur | Electronic City | Hosur | Tumkur | HSR Layout | Indiranagar | J.P. Nagar | Kalyan Nagar | Karamangala | Sarjapur Road | Mysore: CVV Mohalla | Tamil Nadu: Chennai: Annanagar | Kotturupalem | Mispappan | T. Nagar | Vaitheeswaram | Vellore | Maharashtra: Pune: Aundh | Nigdi | Pradhikaran | Viman Nagar | Worli. Uttar Pradesh: Ghaziabad | Indraprastha | Gurgaon: Ahmedabad | Gurukul | Panaji: Amritsar | Court Road | Bargarh: Faridabad | Railway Station Road.

GSTIN: 37AADCA0733E1Z6

Address: 50-81-1/2, Plot no. 5, Seethammapeta, Visakhapatnam, Andhra Pradesh



Patient Name	: Mr.SIVA PRASAD	Collected	: 01/Aug/2024 09:31AM
Age/Gender	: 36 Y 11 M 23 D/M	Received	: 01/Aug/2024 11:39AM
UHID/MR.No	: CVIS.0000126528	Reported	: 01/Aug/2024 01:01PM
Visit ID	: CVISOPV126391	Status	: Final Report
Ref Doctor	: Self	Sponsor Name	: ARCOFEMI HEALTHCARE LIMITED
Emp/Auth/TPA ID	: 9920144559		

DEPARTMENT OF BIOCHEMISTRY
ARCOFEMI - MEDIWHEEL - PMC PACK H - PAN INDIA - FY2324

Test Name	Result	Unit	Bio. Ref. Range	Method
GLUCOSE, FASTING , NAF PLASMA	103	mg/dL	70-100	GOD - POD

Comment:

As per American Diabetes Guidelines, 2023

Fasting Glucose Values in mg/dL	Interpretation
70-100 mg/dL	Normal
100-125 mg/dL	Prediabetes
≥126 mg/dL	Diabetes
<70 mg/dL	Hypoglycemia

Note:

- The diagnosis of Diabetes requires a fasting plasma glucose of $>$ or $=$ 126 mg/dL and/or a random / 2 hr post glucose value of $>$ or $=$ 200 mg/dL on at least 2 occasions.
- Very high glucose levels ($>$ 450 mg/dL in adults) may result in Diabetic Ketoacidosis & is considered critical.

Test Name	Result	Unit	Bio. Ref. Range	Method
GLUCOSE, POST PRANDIAL (PP), 2 HOURS , SODIUM FLUORIDE PLASMA (2 HR)	110	mg/dL	70-140	GOD - POD

Comment:

It is recommended that FBS and PPBS should be interpreted with respect to their Biological reference ranges and not with each other.

Conditions which may lead to lower postprandial glucose levels as compared to fasting glucose levels may be due to reactive hypoglycemia, dietary meal content, duration or timing of sampling after food digestion and absorption, medications such as insulin preparations, sulfonylureas, amylin analogues, or conditions such as overproduction of insulin.

Test Name	Result	Unit	Bio. Ref. Range	Method
ALANINE AMINOTRANSFERASE (ALT/SGPT) , SERUM	14.21	U/L	0-45	IFCC Modified method without PLP

DR. V. SNEHAL
 M.D (PATH)
 Consultant Pathologist



SIN No:VIS240800016

This test has been performed at Apollo Health and Lifestyle Ltd/Vizag Lab : Vizag-530017

Patient Name	: Mr.SIVA PRASAD	Collected	: 01/Aug/2024 09:31AM
Age/Gender	: 36 Y 11 M 23 D/M	Received	: 01/Aug/2024 11:39AM
UHID/MR No	: CVIS.0000126528	Reported	: 01/Aug/2024 01:01PM
Visit ID	: CVISOPV126391	Status	: Final Report
Ref Doctor	: Self	Sponsor Name	: ARCOFEMI HEALTHCARE LIMITED
Emp/Auth/TPA ID	: 9920144559		

DEPARTMENT OF BIOCHEMISTRY
ARCOFEMI - MEDIWHEEL - PMC PACK H - PAN INDIA - FY2324

Comment:

ALT elevations are noted in liver parenchymal diseases, leading to injury / destruction of hepatocytes. ALT levels are seen to be elevated even before the signs and symptoms of the liver injury appear. The ALT levels remain high longer in blood as compared to AST levels. And though both the enzymes increase in liver injury, the rise in ALT is more compared to AST, thus also altering the ALT:AST ratio.

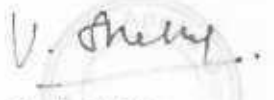
Test Name	Result	Unit	Bio. Ref. Range	Method
BILIRUBIN, TOTAL, SERUM	0.62	mg/dL	0.10-1.20	Diazotized 2,4? Dichloroaniline

Test Name	Result	Unit	Bio. Ref. Range	Method
BUN/CREATININE RATIO, SERUM				
BLOOD UREA NITROGEN	9.6	mg/dL	8.0 - 23.0	Calculated
CREATININE	0.76	mg/dL	0.7-1.2	Enzymatic
BUN / CREATININE RATIO	12.62			Calculated

Test Name	Result	Unit	Bio. Ref. Range	Method
CREATININE, SERUM	0.76	mg/dL	0.7-1.2	Enzymatic

*** End Of Report ***

Result/s to Follow:
COMPLETE URINE EXAMINATION (CUE)



DR. V. SNEHAL
M.D (PATH)
Consultant Pathologist

SIN No:VIS240800016

This test has been performed at Apollo Health and Lifestyle Ltd/Vizag Lab : Vizag-530017



Patient Name : Mr. Siva Prasad Age : 36Yrs 11Mths 23Days
UHID : CVIS.0000126528 OP Visit No. : CVISOPV126391
Printed On : 01-08-2024 12:09 PM Advised/Pres Doctor : --
Department : Radiology Qualification : --
Referred By : Self Registration No. : --
Employee Id : 9920144559

DEPARTMENT OF RADIOLOGY
X-RAY CHEST PA

Both lung fields and hila are normal.

No obvious active pleuro-parenchymal lesion seen.

Both costophrenic and cardiophrenic angles are clear.

Both diaphragms are normal in position and contour.

Thoracic wall and soft tissues appear normal.

IMPRESSION :

No obvious abnormality seen

For clinical correlation.

---End Of The Report---



K. Sudha

DR. KARROTU SUDHA
MD RADIOLOGY
56009
Radiology

Name : Mr. Siva Prasad

Age : 36Y 11M 23D

UHID : CVIS.0000126528

Address : B H P V Visakhapatnam Andhra Pradesh India 530012

sex : Male



CVIS.0000126528

Plan : ARCOFEMI MEDIWHEEL PMC CREDIT PAN
INDIA OP AGREEMENT

OP No: CVISOPV126391

Bill No: CVIS-OCR-68724

Date: Aug 1st, 2024, 9:27 AM

Sno.	Service Type/Service Name	Department	
1	ARCOFEMI - MEDIWHEEL - PMC PACK H - PAN INDIA - FY2324		
1	COMPLETE URINE EXAMINATION	Clinical Pathology	<input type="checkbox"/>
2	BILIRUBIN, TOTAL - SERUM	Biochemistry	<input type="checkbox"/>
3	ALANINE AMINOTRANSFERASE (ALT/SGPT), SERUM	Biochemistry	<input type="checkbox"/>
4	FITNESS BY GENERAL PHYSICIAN	Consultation	<input type="checkbox"/>
5	X-RAY CHEST PA	X Ray Radiology	<input type="checkbox"/>
6	BLOOD GROUP ABO AND RH FACTOR	Blood Bank	<input type="checkbox"/>
7	ECG	Cardiology	<input type="checkbox"/>
8	CREATININE, SERUM	Biochemistry	<input type="checkbox"/>
9	BUN/CREATININE RATIO	Biochemistry	<input type="checkbox"/>
10	GLUCOSE, POST PRANDIAL (PP), 2 HOURS (POST MEAL)	Biochemistry	<input type="checkbox"/>
11	GLUCOSE, FASTING	Biochemistry	<input type="checkbox"/>
12	OPHTHAL BY GENERAL PHYSICIAN	Consultation	<input type="checkbox"/>
13	HEMOGRAM + PERIPHERAL SMEAR	Haematology	<input type="checkbox"/>
14	PERIPHERAL SMEAR	Haematology	<input type="checkbox"/>

Your appointment is confirmed

noreply@apolloclinics.info <noreply@apolloclinics.info>

Wed 7/31/2024 4:49 PM

To:network@mediwheel.in <network@mediwheel.in>

Cc:Vizag Apolloclinic <vizag@apolloclinic.com>;Ramakumar Vegi <ramakumar.v@apolloclinic.com>;Syamsunder M <syamsunder.m@apollohl.com>



Dear Siva Prasad,

Greetings from Apollo Clinics,

Your corporate health check appointment is confirmed at **VIZAG clinic** on **2024-08-01** at **08:00-08:15**.

Payment Mode	
Corporate Name	ARCOFEMI HEALTHCARE LIMITED
Agreement Name	[ARCOFEMI MEDIWHEEL PMC CREDIT PAN INDIA OP AGREEMENT]
Package Name	[ARCOFEMI - MEDIWHEEL - PMC PACK H - PAN INDIA - FY2324]

"Kindly carry with you relevant documents such as HR issued authorization letter and or appointment confirmation mail and or valid government ID proof and or company ID card and or voucher as per our agreement with your company or sponsor."

Note: Video recording or taking photos inside the clinic premises or during camps is not allowed and would attract legal consequences.

Note: Also once appointment is booked, based on availability of doctors at clinics tests will happen, any pending test will happen based on doctor availability and clinics will be updating the same to customers.

Instructions to be followed for a health check:

1. Please ensure you are on complete fasting for 10-To-12-Hours prior to check.
2. During fasting time do not take any kind of alcohol, cigarettes, tobacco or any other liquids (except Water) in the morning. If any medications taken, pls inform our staff before health check.
3. Please bring all your medical prescriptions and previous health medical records with you.
4. Kindly inform our staff, if you have a history of diabetes and cardiac problems.

For Women:

1. Pregnant women or those suspecting are advised not to undergo any X-Ray test.

आयकर विभाग

INCOME TAX DEPARTMENT

GANDHAM SIVA PRASAD

SATYANARYANA GANDHAM

09/08/1987

Permanent Account Number

AMSPG1003H

G. Siva Prasad

Signature



भारत सरकार
GOVT. OF INDIA



17/11/2007

Patient Name	: Mr. Siva Prasad	Age	: 36Yrs 11Mths 24Days
UHID	: CVIS.0000126528	OP Visit No.	: CVISOPV126391
Printed On	: 01-08-2024 06:39 AM	Advised/Pres Doctor	: --
Department	: Radiology	Qualification	: --
Referred By	: Self	Registration No.	: --
Employer Id	: 9920144559		

DEPARTMENT OF RADIOLOGY

X-RAY CHEST PA

Both lung fields and hila are normal.

No obvious active pleuro-parenchymal lesion seen.

Both costophrenic and cardiophrenic angles are clear.

Both diaphragms are normal in position and contour.

Thoracic wall and soft tissues appear normal.

IMPRESSION :

No obvious abnormality seen

For clinical correlation.

---End Of The Report---



DR. KARROTU SUDHA
MD RADIOLOGY
56009
Radiology

Patient Name	: Mr. Siva Prasad	Age	: 36Yrs 11Mths 24Days
UHID	: CVIS.0000126528	OP Visit No.	: CVISOPV126391
Printed On	: 01-08-2024 04:36 AM	Advised/Pres Doctor	: --
Department	: Cardiology	Qualification	: --
Referred By	: Self	Registration No.	: --
Employer Id	: 9920144559		

DEPARTMENT OF CARDIOLOGY

ECG

Observation :-

1. Sinus Rhythm.
2. Heart rate is 69 beats per minutes.
3. No pathological Q wave or ST-T changes seen.
4. Normal P,QRS,T waves and axis.
5. No evidence of chamber, hypertrophy or enlargement seen.

Impression:

NORMAL RESTING ECG.

---End Of The Report---



DR. APPALA NAIDU L S
MBBS, PGDCC
46929
Cardiology

Patient Name : Mr.SIVA PRASAD	Collected : 01/Aug/2024 09:31AM
Age/Gender : 36 Y 11 M 23 D/M	Received : 01/Aug/2024 11:39AM
UHID/MR No : CVIS.0000126528	Reported : 01/Aug/2024 02:44PM
Visit ID : CVISOPV126391	Status : Final Report
Ref Doctor : Self	Sponsor Name : ARCOFEMI HEALTHCARE LIMITED
Emp/Auth/TPA ID : 9920144559	

DEPARTMENT OF HAEMATOLOGY

PERIPHERAL SMEAR , WHOLE BLOOD EDTA

RBCs ARE NORMOCYTIC NORMOCHROMIC.
TLC , DLC WITHIN NORMAL LIMIT. NO IMMATURE CELLS ARE SEEN.
PLATELETS ARE ADEQUATE.
NO HEMOPARASITES SEEN



DR. V. SNEHAL
M.D (PATH)
Consultant Pathologist

SIN No: VIS240800014

This test has been performed at Apollo Health and Lifestyle Ltd/Vizag Lab : Vizag-530017

Apollo Health and Lifestyle Limited (CIN - U85110TG2000PLC115819)

Regd. Office: 1-10-60/62, Ashoka Raghupathi Chambers, 5th Floor, Begumpet, Hyderabad, Telangana - 500 016 |
www.apollohl.com | Email ID: enquiry@apollohl.com, Ph No: 040-4904 7777, Fax No: 4904 7744

APOLLO CLINICS NETWORK

Telangana: Hyderabad (AS Rao Nagar | Chanda Nagar | Kondapur | Nallakunta | Nizampet | Manikonda | Uppal) | Andhra Pradesh: Vizag (Seethamma Peta) | Karnataka: Bangalore (Basavanagudi | Bellandur | Electronics City | Fraser Town | HSR Layout | Indira Nagar | JP Nagar | Kundalahalli | Koramangala | Sarjapur Road) | Mysore (VV Mohalla) | Tamilnadu: Chennai (Annanagar | Kotturpuram | Mogappair | T Nagar | Valasaravakkam | Velachery) | Maharashtra: Pune (Aundh | Nigdi Pradhikaran | Viman Nagar | Wanowrie) | Uttar Pradesh: Ghaziabad (Indrapuram) | Gujarat: Ahmedabad (Satellite) | Punjab: Amritsar (Court Road) | Haryana: Faridabad (Railway Station Road)

GSTIN: 37AADCA0733E1Z6

Address: 50-81-1/2, Plot no. 5, Seethammapeta,
Visakhapatnam, Andhra Pradesh




Patient Name : Mr.SIVA PRASAD	Collected : 01/Aug/2024 09:31AM
Age/Gender : 36 Y 11 M 23 D/M	Received : 01/Aug/2024 11:39AM
UHID/MR No : CVIS.0000126528	Reported : 01/Aug/2024 02:44PM
Visit ID : CVISOPV126391	Status : Final Report
Ref Doctor : Self	Sponsor Name : ARCOFEMI HEALTHCARE LIMITED
Emp/Auth/TPA ID : 9920144559	

DEPARTMENT OF HAEMATOLOGY

ARCOFEMI - MEDIWHEEL - PMC PACK H - PAN INDIA - FY2324

Test Name	Result	Unit	Bio. Ref. Range	Method
HEMOGRAM , WHOLE BLOOD EDTA				
HAEMOGLOBIN	15.8	g/dL	13-17	Spectrophotometer
PCV	46.10	%	40-50	Electronic pulse & Calculation
RBC COUNT	5.01	Million/cu.mm	4.5-5.5	Electrical Impedance
MCV	92	fL	83-101	Calculated
MCH	31.5	pg	27-32	Calculated
MCHC	34.3	g/dL	31.5-34.5	Calculated
R.D.W	12.6	%	11.6-14	Calculated
TOTAL LEUCOCYTE COUNT (TLC)	5,500	cells/cu.mm	4000-10000	Electrical Impedance
DIFFERENTIAL LEUCOCYTIC COUNT (DLC)				
NEUTROPHILS	50.1	%	40-80	Electrical Impedance
LYMPHOCYTES	38.6	%	20-40	Electrical Impedance
EOSINOPHILS	4.5	%	1-6	Electrical Impedance
MONOCYTES	6.7	%	2-10	Electrical Impedance
BASOPHILS	0.1	%	<1-2	Electrical Impedance
ABSOLUTE LEUCOCYTE COUNT				
NEUTROPHILS	2755.5	Cells/cu.mm	2000-7000	Calculated
LYMPHOCYTES	2123	Cells/cu.mm	1000-3000	Calculated
EOSINOPHILS	247.5	Cells/cu.mm	20-500	Calculated
MONOCYTES	368.5	Cells/cu.mm	200-1000	Calculated
BASOPHILS	5.5	Cells/cu.mm	0-100	Calculated
Neutrophil lymphocyte ratio (NLR)	1.3		0.78- 3.53	Calculated
PLATELET COUNT	322000	cells/cu.mm	150000-410000	Electrical impedance
ERYTHROCYTE SEDIMENTATION RATE (ESR)	10	mm at the end of 1 hour	0-15	Modified Westergren
PERIPHERAL SMEAR				



DR. V. SNEHAL
M.D (PATH)
Consultant Pathologist



SIN No: VIS240800014


This test has been performed at Apollo Health and Lifestyle Ltd/Vizag Lab : Vizag-530017

Patient Name : Mr.SIVA PRASAD	Collected : 01/Aug/2024 09:31AM
Age/Gender : 36 Y 11 M 23 D/M	Received : 01/Aug/2024 11:39AM
UHID/MR No : CVIS.0000126528	Reported : 01/Aug/2024 02:44PM
Visit ID : CVISOPV126391	Status : Final Report
Ref Doctor : Self	Sponsor Name : ARCOFEMI HEALTHCARE LIMITED
Emp/Auth/TPA ID : 9920144559	

DEPARTMENT OF HAEMATOLOGY

ARCOFEMI - MEDIWHEEL - PMC PACK H - PAN INDIA - FY2324

Test Name	Result	Unit	Bio. Ref. Range	Method
BLOOD GROUP ABO AND RH FACTOR , WHOLE BLOOD EDTA				
BLOOD GROUP TYPE	O			Forward & Reverse Grouping with Slide/Tube Aggluti
Rh TYPE	POSITIVE			Forward & Reverse Grouping with Slide/Tube Agglutination



DR. V. SNEHAL
M.D (PATH)
Consultant Pathologist



SIN No: VIS240800014

This test has been performed at Apollo Health and Lifestyle Ltd/Vizag Lab : Vizag-530017

Patient Name : Mr.SIVA PRASAD	Collected : 01/Aug/2024 09:31AM
Age/Gender : 36 Y 11 M 23 D/M	Received : 01/Aug/2024 11:39AM
UHID/MR No : CVIS.0000126528	Reported : 01/Aug/2024 01:01PM
Visit ID : CVISOPV126391	Status : Final Report
Ref Doctor : Self	Sponsor Name : ARCOFEMI HEALTHCARE LIMITED
Emp/Auth/TPA ID : 9920144559	

DEPARTMENT OF BIOCHEMISTRY

ARCOFEMI - MEDIWHEEL - PMC PACK H - PAN INDIA - FY2324

Test Name	Result	Unit	Bio. Ref. Range	Method
GLUCOSE, FASTING , NAF PLASMA	103	mg/dL	70-100	GOD - POD

Comment:

As per American Diabetes Guidelines, 2023

Fasting Glucose Values in mg/dL	Interpretation
70-100 mg/dL	Normal
100-125 mg/dL	Prediabetes
≥126 mg/dL	Diabetes
<70 mg/dL	Hypoglycemia

Note:


- The diagnosis of Diabetes requires a fasting plasma glucose of > or = 126 mg/dL and/or a random / 2 hr post glucose value of > or = 200 mg/dL on at least 2 occasions.
- Very high glucose levels (>450 mg/dL in adults) may result in Diabetic Ketoacidosis & is considered critical.

Test Name	Result	Unit	Bio. Ref. Range	Method
GLUCOSE, POST PRANDIAL (PP), 2 HOURS , SODIUM FLUORIDE PLASMA (2 HR)	110	mg/dL	70-140	GOD - POD

Comment:

It is recommended that FBS and PPBS should be interpreted with respect to their Biological reference ranges and not with each other. Conditions which may lead to lower postprandial glucose levels as compared to fasting glucose levels may be due to reactive hypoglycemia, dietary meal content, duration or timing of sampling after food digestion and absorption, medications such as insulin preparations, sulfonylureas, amylin analogues, or conditions such as overproduction of insulin.

Test Name	Result	Unit	Bio. Ref. Range	Method
ALANINE AMINOTRANSFERASE (ALT/SGPT) , SERUM	14.21	U/L	0-45	IFCC Modified method without PLP



DR. V. SNEHAL
M.D (PATH)
Consultant Pathologist



SIN No: VIS240800016

This test has been performed at Apollo Health and Lifestyle Ltd/Vizag Lab : Vizag-530017

Patient Name : Mr.SIVA PRASAD	Collected : 01/Aug/2024 09:31AM
Age/Gender : 36 Y 11 M 23 D/M	Received : 01/Aug/2024 11:39AM
UHID/MR No : CVIS.0000126528	Reported : 01/Aug/2024 01:01PM
Visit ID : CVISOPV126391	Status : Final Report
Ref Doctor : Self	Sponsor Name : ARCOFEMI HEALTHCARE LIMITED
Emp/Auth/TPA ID : 9920144559	

DEPARTMENT OF BIOCHEMISTRY

ARCOFEMI - MEDIWHEEL - PMC PACK H - PAN INDIA - FY2324


Comment:

ALT elevations are noted in liver parenchymal diseases, leading to injury / destruction of hepatocytes. ALT levels are seen to be elevated even before the signs and symptoms of the liver injury appear. The ALT levels remain high longer in blood as compared to AST levels. And though both the enzymes increase in liver injury, the rise in ALT is more compared to AST, thus also altering the ALT:AST ratio.

Test Name	Result	Unit	Bio. Ref. Range	Method
BILIRUBIN, TOTAL , SERUM	0.62	mg/dL	0.10-1.20	Diazotized 2,4-Dichloroaniline

Test Name	Result	Unit	Bio. Ref. Range	Method
BUN/CREATININE RATIO , SERUM				
BLOOD UREA NITROGEN	9.6	mg/dL	8.0 - 23.0	Calculated
CREATININE	0.76	mg/dL	0.7-1.2	Enzymatic
BUN / CREATININE RATIO	12.62			Calculated

Test Name	Result	Unit	Bio. Ref. Range	Method
CREATININE , SERUM	0.76	mg/dL	0.7-1.2	Enzymatic



DR. V. SNEHAL
M.D (PATH)
Consultant Pathologist



SIN No: VIS240800016

This test has been performed at Apollo Health and Lifestyle Ltd/Vizag Lab : Vizag-530017

Patient Name : Mr.SIVA PRASAD	Collected : 01/Aug/2024 09:31AM
Age/Gender : 36 Y 11 M 23 D/M	Received : 01/Aug/2024 04:06PM
UHID/MR No : CVIS.0000126528	Reported : 01/Aug/2024 04:49PM
Visit ID : CVISOPV126391	Status : Final Report
Ref Doctor : Self	Sponsor Name : ARCOFEMI HEALTHCARE LIMITED
Emp/Auth/TPA ID : 9920144559	

DEPARTMENT OF CLINICAL PATHOLOGY


ARCOFEMI - MEDIWHEEL - PMC PACK H - PAN INDIA - FY2324

Test Name	Result	Unit	Bio. Ref. Range	Method
COMPLETE URINE EXAMINATION (CUE) , URINE				
PHYSICAL EXAMINATION				
COLOUR	PALE YELLOW		PALE YELLOW	Visual
TRANSPARENCY	CLEAR		CLEAR	Physical measurement
pH	7.0		5-7.5	DOUBLE INDICATOR
SP. GRAVITY	1.020		1.002-1.030	Dipstick
BIOCHEMICAL EXAMINATION				
URINE PROTEIN	NEGATIVE		NEGATIVE	PROTEIN ERROR OF INDICATOR
GLUCOSE	NEGATIVE		NEGATIVE	GLUCOSE OXIDASE
URINE BILIRUBIN	NEGATIVE		NEGATIVE	AZO COUPLING REACTION
URINE KETONES (RANDOM)	NEGATIVE		NEGATIVE	SODIUM NITRO PRUSSIDE
UROBILINOGEN	NORMAL		NORMAL	MODIFIED EHRlich REACTION
NITRITE	NEGATIVE		NEGATIVE	Griess reaction
LEUCOCYTE ESTERASE	NEGATIVE		NEGATIVE	Diazonium salt
CENTRIFUGED SEDIMENT WET MOUNT AND MICROSCOPY				
PUS CELLS	0-1	/hpf	0-5	Microscopy
EPITHELIAL CELLS	0-1	/hpf	<10	MICROSCOPY
RBC	0	/hpf	0-2	MICROSCOPY
CASTS	NIL		0-2 Hyaline Cast	MICROSCOPY
CRYSTALS	ABSENT		ABSENT	MICROSCOPY

Comment:

All urine samples are checked for adequacy and suitability before examination. All abnormal chemical examination are rechecked and verified by manual methods.

Microscopy findings are reported as an average of 10 high power fields.



DR. V. SNEHAL
M.D (PATH)
Consultant Pathologist



SIN No: VIS240800015


This test has been performed at Apollo Health and Lifestyle Ltd/Vizag Lab : Vizag-530017

Patient Name	: Mr.SIVA PRASAD	Collected	: 01/Aug/2024 09:31AM
Age/Gender	: 36 Y 11 M 23 D/M	Received	: 01/Aug/2024 04:06PM
UHID/MR No	: CVIS.0000126528	Reported	: 01/Aug/2024 04:49PM
Visit ID	: CVISOPV126391	Status	: Final Report
Ref Doctor	: Self	Sponsor Name	: ARCOFEMI HEALTHCARE LIMITED
Emp/Auth/TPA ID	: 9920144559		

DEPARTMENT OF CLINICAL PATHOLOGY

ARCOFEMI - MEDIWHEEL - PMC PACK H - PAN INDIA - FY2324

***** End Of Report *****



DR. V. SNEHAL
M.D (PATH)
Consultant Pathologist



SIN No: VIS240800015

This test has been performed at Apollo Health and Lifestyle Ltd/Vizag Lab : Vizag-530017