

Magnum Heart Institute
Gangapur Road
Nashik

Station
Telephone:

EXERCISE STRESS TEST REPORT

Patient Name: BORDE, SHITAL
Patient ID: 230700381
Height: 155 cm
Weight: 53 kg

DOB: 01/07/1980
Age: 43yrs
Gender: Female
Race: Indian

Study Date: 07/22/2023
Test Type: --
Protocol: BRUCE

Referring Physician: --
Attending Physician: Dr. Manoj Chopda
Technician: Mr. Laxman Gaikawad

Medications:
--

Medical History:
--

Reason for Exercise Test:
--

Exercise Test Summary

Phase Name	Stage Name	Time in Stage	Speed (mph)	Grade (%)	HR (bpm)	BP (mmHg)	Comment
PRETEST	SUPINE	00:10	0.00	0.00	79		
	STANDING	00:02	0.00	0.00	78		
	HYPERV.	00:07	0.00	0.00	75		
EXERCISE	WARM-UP	00:24	1.00	0.00	88		
	STAGE 1	03:00	1.70	10.00	122	130/80	
	STAGE 2	03:00	2.50	12.00	134	140/80	
	STAGE 3	03:00	3.40	14.00	164	150/80	
	STAGE 4	02:57	0.00	16.00	100	170/80	
RECOVERY		04:30	0.00	0.00	96	160/80	


The patient exercised according to the BRUCE for 11:57 min:s, achieving a work level of Max. METS: 10.10. The resting heart rate of 88 bpm rose to a maximal heart rate of 164 bpm. This value represents 92 % of the maximal, age-predicted heart rate. The resting blood pressure of --/-- mmHg, rose to a maximum blood pressure of 190/80 mmHg. The exercise test was stopped due to --.

Interpretation

--

Conclusions

GOOD EFFORT TOLERANCE
GOOD INOTROPIC AND CHRONOTROPIC RESPONSE
NO ANGINA NO ARRHYTHMIA NO DYSPNEA DURING TMT
NO SIGNIFICANT ST-T CHANGES DURING TEST
CST NEGATIVE FOR INDUCIBLE ISCHAEMIA



Physician _____

Technician _____

CST-9504

BRUCE: Total Exercise Time 11:57

Max HR: 164 bpm 92% of max predicted 177 bpm HR at rest: 88

Max BP: 190/80 mmHg Max RPP: 24480 mmHg*bpm

Maximum Workload: 10.10 METS

Max. ST: -2.80 mm, 0.00 mV/s in II; EXERCISE STAGE 1 02:50

Arrhythmia: PVC:2, PSVC:5

ST/HR index: 5.83 μ V/bpm

Conclusion: GOOD EFFORT TOLERANCE

GOOD INOTROPIC AND CHRONOTROPIC RESPONSE

NO ANGINA NO ARRHYTHMIA NO DYSPNEA DURING TMT

NO SIGNIFICANT ST-T CHANGES DURING TEST


CST NEGATIVE FOR INDUCIBLE ISCHAEMIA

Location Number: * 3 *

Tabular Summary

4096-LSO


Phase Name	Stage Name	Time in Phase	Speed (mph)	Grade (%)	Workload (METS)	HR (bpm)	BP (mmHg)	RPP (mmHg*bpm)	VE (/min)	ST Level (II mm)	Comment
PRETEST	SUPINE	00:10	0.00	0.00	1.0	79			0	-0.60	
	STANDING	00:12	0.00	0.00	1.0	78			0	-0.60	
	HYPERV.	00:19	0.00	0.00	1.0	75			0	-0.60	
	WARM-UP	00:42	1.00	0.00	1.2	88			1	-0.40	
EXERCISE STAGE 1	STAGE 1	00:00	1.00	0.00	1.2	87			1	-0.35	
		00:29	1.70	10.00	2.8	98			1	-0.40	
		00:59	1.70	10.00	4.5	112			0	-1.20	
		01:29	1.70	10.00	4.6	117			0	-1.55	
		01:59	1.70	10.00	4.6	123			0	-1.90	
		02:09	1.70	10.00	4.6	123	130/80	15990	0	-2.50	
		02:29	1.70	10.00	4.6	126			0	-2.45	
		02:50	1.70	10.00	4.6	123			1	-2.80	
		02:59	1.70	10.00	4.6	122			1	-2.30	
		03:00	1.70	10.00	4.6	122			1	-2.20	
		03:29	2.50	12.00	5.7	129			1	-1.30	
		03:59	2.50	12.00	6.9	129			0	-1.80	
		04:29	2.50	12.00	7.0	134			0	-2.35	
		04:59	2.50	12.00	7.0	131			0	-1.75	
		05:29	2.50	12.00	7.0	133			0	-1.80	
		05:32	2.50	12.00	7.0	134	140/80	18760	0	-1.35	
	05:50	2.50	12.00	7.0	134			0	-1.65		
	05:59	2.50	12.00	7.0	134			0	-1.50		
	06:00	2.50	12.00	7.0	134			0	-1.70		
	06:29	3.40	14.00	8.4	148			0	-2.00		
	06:59	3.40	14.00	10.0	150			0	-1.75		
	07:29	3.40	14.00	10.1	157			0	-1.75		
	07:59	3.40	14.00	10.1	160			0	-2.00		
	08:04	3.40	14.00	10.1	160	150/80	24000	0	-1.90		



GE CASE V6.73 (2)


Unconfirmed

Phase Name	Stage Name	Time in Phase	Speed (mph)	Grade (%)	Workload (METs)	HR (bpm)	BP (mmHg)	RPP (mmHg*bpm)	VE (/min)	ST Level (II mm)	Comment	
EXERCISE	STAGE 3	08:29	3.40	14.00	10.1	162			0	-1.90		
		08:50	3.40	14.00	10.1	164			0	-1.70		
		08:59	3.40	14.00	10.1	164			0	-1.65		
		09:00	3.40	14.00	10.1	164			0	-1.85		
		09:29	0.00	16.00	5.8	155			0	-1.45		
		09:46	0.00	16.00	3.2	136	180/80	24480	0	-1.10		
	RECOVERY	STAGE 4	09:59	0.00	16.00	1.2	126			0	-1.05	
			10:29	0.00	16.00	1.0	115			0	-0.85	
			10:59	0.00	16.00	1.0	105			0	-0.95	
			11:12	0.00	16.00	1.0	105	170/80	17850	0	-1.05	
			11:29	0.00	16.00	1.0	101			0	-1.05	
			11:50	0.00	16.00	1.0	99			0	-1.10	
		11:57	0.00	16.00	1.0	100			0	-1.10		
		00:02	0.00	0.00	1.0	100			0	-1.05		
		00:09	0.00	0.00	1.0	101	190/80	19190	0	-1.05		
		00:32	0.00	0.00	1.0	96			0	-1.00		
		00:50	0.00	0.00	1.0	92			0	-0.90		
		01:02	0.00	0.00	1.0	99			0	-0.90		
01:32	0.00	0.00	1.0	94			0	-1.10				
01:35	0.00	0.00	1.0	96	180/80	17280	0	-1.00				
01:50	0.00	0.00	1.0	94			0	-1.05				
02:02	0.00	0.00	1.0	95			0	-1.05				
02:32	0.00	0.00	1.0	92			0	-1.05				
02:39	0.00	0.00	1.0	91	170/80	15470	0	-1.05				
02:50	0.00	0.00	1.0	92			0	-1.05				
03:02	0.00	0.00	1.0	91			0	-1.05				
03:23	0.00	0.00	1.0	93	160/80	14880	0	-1.00				
03:32	0.00	0.00	1.0	93			0	-1.00				
03:50	0.00	0.00	1.0	95			0	-0.95				
04:02	0.00	0.00	1.0	98			0	-0.85				
04:30	0.00	0.00	1.0	96			0	-1.05				



BORDE, SHITAL
 Patient ID 230700381
 07/22/2023
 2:38:37pm

BASELINE EXERCISE	MAX. ST EXERCISE	PEAK EXERCISE	TEST END RECOVERY	BASELINE EXERCISE	MAX. ST EXERCISE	PEAK EXERCISE	TEST END RECOVERY
87 bpm 130/80 mmHg	123 bpm 130/80 mmHg	100 bpm 170/80 mmHg	98 bpm 160/80 mmHg	87 bpm 130/80 mmHg	123 bpm 130/80 mmHg	100 bpm 170/80 mmHg	98 bpm 160/80 mmHg
I -0.05 mm -0.12 mV/s	I -0.85 0.59	I -0.30 -0.07	I -0.35 -0.35	I 0.15 -0.14	I 1.25 -0.88	I 0.50 -0.36	I 0.45 -0.26
II -0.35 -0.44	II -2.80 0.61	II -1.10 -0.34	II -0.85 -0.19	II 0.25 -0.99	II 1.00 -1.76	II 0.20 -0.16	II 0.10 -0.35
III -0.45 -1.43	III -1.90 0.06	III -0.85 -0.36	III -0.55 -0.51	III -0.25 -0.14	III 0.50 1.70	III -0.60 -0.25	III -0.35 0.01
aVR 0.20 -0.41	aVR 1.85 -1.44	aVR 0.70 -0.95	aVR 0.60 -0.24	aVR -0.20 -0.16	aVR 0.05 0.93	aVR -0.80 -0.22	aVR -0.65 -0.21
aVL 0.15 -0.26	aVL 0.55 0.06	aVL 0.30 -0.28	aVL 0.10 -0.50	aVL -0.55 -1.11	aVL -0.35 -0.54	aVL -0.95 -0.12	aVL -0.65 -0.29
aVF -0.40 -0.81	aVF -2.35 0.32	aVF -0.95 -0.38	aVF -0.70 -0.34	aVF -0.80 -1.27	aVF -0.55 -0.06	aVF -0.85 -0.09	aVF -0.60 -0.19



GE CASE V6.73 (2)
 10mm/mV 50Hz 0.01Hz FRF+ HEART V5.4

Unconfirmed

Attending MD: Dr. Manoj Chopda



Chopda Medicare & Research Centre Pvt. Ltd.

MAGNUM

HEART INSTITUTE



Patient Name : Mrs. BORDE SHITAL SOMNATH [MRN-230700381]
Age / Gender : 43 Yr / F
Address : FLAT NO.-5 ABHISHEKH HAIST MAKHMALABAD ROAD, B/H LILAVATI HOSPITAL, PANCHAVATI NASHIK, NASHIK, MAHARASHTRA
Req. Doctor: Dr. CHOPDA MANOJ
Regn. ID: OPD.23-24-7681



HAEMATOLOGY

Request Date : 22-07-2023 10:25 AM
Collection Date : 22-07-2023 10:32 AM | 16827
Acceptance Date : 22-07-2023 10:33 AM | **TAT:** 01:52 [HH:MM]

Reporting Date : 22-07-2023 12:25 PM
Reporting Status : Finalized

Investigations	Result	Biological Reference Range
CBC *[EDTA]		
HAEMOGLOBIN (Hb)	9.2 g/dl *	F 11.50 - 16.50 g/dl
WBC TOTAL COUNT	6800 /cmm	4000.00 - 11000.00 /cmm
PLATELET COUNT	4.45 Lakh	1.50 - 4.50 Lakh
DIFFERENTIAL COUNT		
NEUTROPHILS	62 %	40.00 - 70.00 %
LYMPHOCYTES	31 %	20.00 - 45.00 %
EOSINOPHILS	02 %	1.00 - 6.00 %
MONOCYTES	05 %	2.00 - 10.00 %
BASOPHILS	00 %	0.00 - 1.00 %
RBC		
RBC COUNT	5.07 mil/cmm	3.50 - 5.50 mil/cmm
PCV/HCT	31.4 % *	37.00 - 54.00 %
MCV	62.0 fL *	80.00 - 100.00 fL
MCH	18.1 pg *	24.00 - 34.00 pg
MCHC	29.2 g/dl *	32.00 - 36.00 g/dl
RDW-CV	16.6 % *	11.00 - 16.00 %

END OF REPORT.

Prepared By
SHRADDHA GANGADHAR NEHE



He

Dr. Sudhir Sanklecha
Pathologist
(MD Path)
Reg. No. 70405

3/5, Patil Lane No.1, Laxmi Nagar, Near K.B.H. Vidyalaya, Canada Corner, Nashik-422005
Note: Tests marked with * are not valid for 2019/01/02/03/04, Email : magnumheartinstitute@gmail.com
Mrs. BORDE SHITAL SOMNATH / MRN-230700381
Regn No.: OPD.23-24-7681
www.magnumheartinstitute.com



Patient Name : Mrs. BORDE SHITAL SOMNATH [MRN-230700381]
Age / Gender : 43 Yr / F
Address : FLAT NO.-5 ABHISHEKH HAIST MAKHMALABAD ROAD, B/H LILAVATI HOSPITAL, PANCHAVATI NASHIK, NASHIK, MAHARASHTRA
Req. Doctor: Dr. CHOPDA MANOJ
Regn. ID: OPD.23-24-7681



BIOCHEMISTRY

Request Date : 22-07-2023 10:25 AM
Collection Date : 22-07-2023 10:32 AM | BI8747
Acceptance Date : 22-07-2023 10:33 AM | TAT: 01:53 [HH:MM]
Reporting Date : 22-07-2023 12:26 PM
Reporting Status : Finalized

Investigations	Result	Biological Reference Range
Liver Function Test *[Serum]		
SGOT	21.8 IU/L	UPTO <= 40.00
SGPT	12.6 IU/L	UPTO <= 40.00
ALKP	37.7 U/L *	40.00 - 130.00 (Age 18 Y - 100 Y)
Total Protein	6.5 g/dl	6.00 - 7.80
Albumin	4.2 g/dl	3.20 - 4.60
Globulin	2.3 g/dl	2.00 - 3.50 g/dl
A:G Ratio	1.83	
Total Bilirubin	0.4 mg/dl	0.20 - 1.20
Direct Bilirubin	0.2 mg/dl	0.00 - 0.40
Indirect Bilirubin	0.20 mg/dl	0.20 - 0.60 mg/dl

END OF REPORT.

Le

Prepared By
 SHRADDHA GANGADHAR NEHE

Dr. Sudhir Sanklecha
 Pathologist
 (MD Path)
 Reg. No. 70405



3/5, Patil Lane No.1, Laxmi Nagar, Near K.B.H. Vidyalaya, Canada Corner, Nashik-422005

Note: Tests marked * are not under NABH scope.
 Mrs. BORDE SHITAL SOMNATH / MRN-230700381
 Regn No.: OPD.23-24-7681
 Phone : 0253-2316200/01/02/03/04, Email : magnumheartinstitute@gmail.com
 www.magnumheartinstitute.com





Chopda Medicare & Research Centre Pvt. Ltd.

MAGNUM

HEART INSTITUTE



Patient Name : Mrs. BORDE SHITAL SOMNATH [MRN-230700381]
Age / Gender : 43 Yr / F
Address : FLAT NO.-5 ABHISHEKH HAIST MAKHMALABAD ROAD, B/H LILAVATI HOSPITAL, PANCHAVATI NASHIK, NASHIK, MAHARASHTRA
Req. Doctor: Dr. CHOPDA MANOJ
Regn. ID: OPD.23-24-7681



BIOCHEMISTRY

Request Date : 22-07-2023 10:25 AM
Collection Date : 22-07-2023 10:32 AM | BI8747
Acceptance Date : 22-07-2023 10:33 AM | TAT: 01:54 [HH:MM]

Reporting Date : 22-07-2023 12:27 PM
Reporting Status : Finalized

Investigations	Result	Biological Reference Range
CREATININE *[Serum]	0.6 mg/dl	0.60 - 1.40
URIC ACID	2.5 mg/dl	F 2.50 - 6.20
Blood Urea Nitrogen (BUN) *[Serum]	9.09 mg/dl	7.00 - 20.00 mg/dl

END OF REPORT.

Prepared By
SHRADDHA GANGADHAR NEHE

He

Dr. Sudhir Sanklecha
Pathologist
(MD Path)
Reg. No. 70405



3/5, Patil Lane No.1, Laxmi Nagar, Near K.B.H. Vidyalaya, Canada Corner, Nashik-422005

Note: Tests marked # are not under NABL Scope.
Mrs. BORDE SHITAL SOMNATH / MRN-230700381
Regn No.: OPD.23-24-7681

Phone : 0253-2316200/01/02/03/04, Email : magnumheartinstitute@gmail.com
www.magnumheartinstitute.com



Patient Name : Mrs. BORDE SHITAL SOMNATH [MRN-230700381]
Age / Gender : 43 Yr / F
Address : FLAT NO.-5 ABHISHEKH HAIST MAKHMALABAD ROAD, B/H LILAVATI HOSPITAL, PANCHAVATI NASHIK, NASHIK, MAHARASHTRA
Req. Doctor: Dr. CHOPDA MANOJ
Regn. ID: OPD.23-24-7681



BIOCHEMISTRY

Request Date : 22-07-2023 10:25 AM
Collection Date : 22-07-2023 10:32 AM | BI8747
Acceptance Date : 22-07-2023 10:33 AM | TAT: 01:54 [HH:MM]
Reporting Date : 22-07-2023 12:27 PM
Reporting Status : Finalized

Investigations	Result	Biological Reference Range
LIPID PROFILE		
CHOLESTROL	191.98 mg/dl	< 200.00
TRIGLYCERIDES	93.91 mg/dl	< 160.00
HDL CHOLESTROL	39.82 mg/dl	30.00 - 65.00
LDL CHOLESTROL	133.38 mg/dl	75.00 - 165.00 mg/dl
VLDL	18.78 mg/dl	6.00 - 38.00 mg/dl
CHO/HDL RATIO	4.82	3.00 - 5.50
LDL/HDL RATIO	3.35	2.50 - 4.00

END OF REPORT.

Prepared By
SHRADDHA GANGADHAR NEHE

Le
Dr. Sudhir Sanklecha
Pathologist
(MD Path)
Reg. No. 70405





Chopda Medicare & Research Centre Pvt. Ltd.

MAGNUM

HEART INSTITUTE



Patient Name : Mrs. BORDE SHITAL SOMNATH [MRN-230700381]
Age / Gender : 43 Yr / F
Address : FLAT NO.-5 ABHISHEKH HAIST MAKHMALABAD ROAD, B/H LILAVATI HOSPITAL, PANCHAVATI NASHIK, NASHIK, MAHARASHTRA
Req. Doctor: Dr. CHOPDA MANOJ
Regn. ID: OPD.23-24-7681



URINE

Request Date : 22-07-2023 10:25 AM **Reporting Date :** 22-07-2023 12:28 PM
Collection Date : 22-07-2023 10:32 AM | UR2597 **Reporting Status :** Finalized
Acceptance Date : 22-07-2023 10:33 AM | TAT: 01:55 [HH:MM]

Investigations	Result	Biological Reference Range
URINE ROUTINE		
PHYSICAL EXAMINATION		
VOLUME	20ml	
COLOUR	PALE YELLOW	
APPEARANCE	CLEAR	
pH	ACIDIC	
CHEMICAL EXAMINATION		
ALBUMIN	ABSENT	
SUGAR	ABSENT	
KETONES	ABSENT	
BILE SALTS	ABSENT	
BILE PIGMENT	ABSENT	
MICROSCOPIC EXAMINATION		
EPITHELIAL CELLS	1 - 3/hpf	
PUS CELLS	1 - 2/hpf	
RBC	ABSENT	
CASTS	ABSENT	
CRYSTALS	ABSENT	
BACILLI	ABSENT	
OTHERS	ABSENT	

END OF REPORT.



Le

Dr. Sudhir Sanklecha



Prepared By
ASHIRWAD ASHOK PATIL

3/5, Patil Lane No.1, Laxmi Nagar, Near K.B.H. Vidyalaya, Canada Corner, Nashik-422005

Note: Tests marked # are not under NABL scope.
Phone : 0253-2316200/01/02/03/04, Email : magnumheartinstitute@gmail.com
Mrs. BORDE SHITAL SOMNATH / MRN-230700381 www.magnumheartinstitute.com
Regn No.: OPD.23-24-7681



Chopda Medicare & Research Centre Pvt. Ltd.

MAGNUM

HEART INSTITUTE



Patient Name : Mrs. BORDE SHITAL SOMNATH [MRN-230700381]
Age / Gender : 43 Yr / F
Address : FLAT NO.-5 ABHISHEKH HAIST MAKHMALABAD ROAD,B/H LILAVATI HOSPITAL, PANCHAVATI NASHIK, NASHIK, MAHARASHTRA
Req. Doctor: Dr. CHOPDA MANOJ
Regn. ID: OPD.23-24-7681



HORMONES

Request Date : 22-07-2023 10:25 AM
Collection Date : 22-07-2023 10:32 AM | HO1213
Acceptance Date : 22-07-2023 10:33 AM

Outsourced To : Sanklecha lab

Investigations	Result	Biological Reference Range
TFT - (T3,T4,TSH)		
T3 (Triiodothyronine)	1.24 ng/ml	0.69 - 2.15 ng/ml
T4 (Thyroxine)	9.25 ug/dl	5.20 - 12.70 ug/dl
TSH (Thyroid Stimulating Hormone)	1.43 uIU / ml	0.40 - 4.50 uIU / ml

END OF REPORT.

Prepared By
SHRADDHA GANGADHAR NEHE

Sanklecha lab



3/5, Patil Lane No.1, Laxmi Nagar, Near K.B.H. Vidyalaya, Canada Corner, Nashik-422005

Phone : 0253-2316200/01/02/03/04, Email : magnumheartinstitute@gmail.com

Note: Tests marked # are not under NABL Scope.

Mrs. BORDE SHITAL SOMNATH / MRN-230700381

Regn No.: OPD.23-24-7681

www.magnumheartinstitute.com



Patient Name : Mrs. BORDE SHITAL SOMNATH [MRN-230700381]
Age / Gender : 43 Yr / F
Address : FLAT NO.-5 ABHISHEKH HAIST MAKHMALABAD ROAD, B/H LILAVATI HOSPITAL, PANCHAVATI NASHIK, NASHIK, MAHARASHTRA
Req. Doctor: Dr. CHOPDA MANOJ
Regn. ID: OPD.23-24-7681



BIOCHEMISTRY

Request Date : 22-07-2023 10:25 AM
Collection Date : 22-07-2023 10:32 AM | BI8747
Acceptance Date : 22-07-2023 10:33 AM | TAT: 03:53 [HH:MM]

Reporting Date : 22-07-2023 02:26 PM
Reporting Status : Finalized

Investigations	Result	Biological Reference Range
BLOOD SUGAR F & PP		
BLOOD SUGAR FASTING	92.10 mg/dl	60.00 - 110.00
BLOOD SUGAR (PP)	104.92 mg/dl	70.00 - 140.00

END OF REPORT.

Le

Prepared By
ASHIRWAD ASHOK PATIL

Dr. Sudhir Sanklecha
Pathologist
(MD Path)
Reg. No. 70405



3/5, Patil Lane No.1, Laxmi Nagar, Near K.B.H. Vidyalaya, Canada Corner, Nashik-422005

Phone : 0253-2316200/01/02/03/04, Email : magnumheartinstitute@gmail.com

Note: Tests marked # are not under NABL Scope.

Mrs. BORDE SHITAL SOMNATH / MRN-230700381

Regn No.: OPD.23-24-7681

www.magnumheartinstitute.com



Page 1 of 1

Patient Name : Mrs. BORDE SHITAL SOMNATH [MRN-230700381]
Age / Gender : 43 Yr / F
Address : FLAT NO.-5 ABHISHEKH HAIST MAKHMALABAD ROAD, B/H LILAVATI HOSPITAL, PANCHAVATI NASHIK, NASHIK, MAHARASHTRA
Req. Doctor: Dr. CHOPDA MANOJ
Regn. ID: OPD.23-24-7681



HAEMATOLOGY

Request Date : 22-07-2023 10:25 AM **Reporting Date :** 22-07-2023 02:27 PM
Collection Date : 22-07-2023 10:32 AM | 16827 **Reporting Status :** Finalized
Acceptance Date : 22-07-2023 10:33 AM | TAT: 03:54 [HH:MM]

Investigations	Result	Biological Reference Range
ESR	13 mm/h	0.00 - 15.00 mm/h
BLOOD GROUP *[Whole blood]	'A' POSITIVE .	
HBA1C		
HBA1C	5.5 %	
METHOD	HPLC METHOD	
Estimated Average Glucose	111.15 mg/dl	
<u>Reference Range As Per ADA</u>	<u>Guidance For Known Diabetes</u>	
Normal : Below 5.7%	Good Control : Below 6.5%	
Pre-Diabetes : 5.7% - 6.4%	Fair Control : 6.5% - 7%	
Diabetes : >=6.5%	Unsatisfactory Control : 7.0% - 8%	
	Poor Control : >8%	

END OF REPORT.

Prepared By
 SHRADDHA GANGADHAR NEHE

He
Dr. Sudhir Sanklecha
 Pathologist
 (MD Path)
 Reg. No. 70405



3/5, Patil Lane No.1, Laxmi Nagar, Near K.B.H. Vidyalaya, Canada Corner, Nashik-422005

Phone : 0253-2316200/01/02/03/04, Email : magnumheartinstitute@gmail.com

Note: Tests marked # are not under NABL Scope.

Mrs. BORDE SHITAL SOMNATH / MRN-230700381

Regn No.: OPD.23-24-7681

www.magnumheartinstitute.com





Chopda Medicare & Research Centre Pvt. Ltd.

MAGNUM

HEART INSTITUTE



Patient Name: Mrs. BORDE SHITAL SOMNATH / MRN-230700381
Age / Gender : 43 Yr / F
Req. Doctor: Dr. CHOPDA MANOJ
Regn. Number: OPD.23-24-7681

Request Date : 22-07-2023 10:25 AM

Reporting Date : 22-07-2023 12:59 PM
Report Status : Finalized

USG ROUTINE ABDOMEN & PELVIS

OBSERVATION:

LIVER(12.6 CM) : SHOWS NORMAL IN SIZE, SHAPE, POSITION & ECHOTEXTURE.
NO FOCAL LESION.
NO INTRINSIC MASS LESION SEEN IN LIVER PARENCHYMA.
PV AND CBD : NORMAL IN IVC & AORTA
GALL BLADDER IS WELL DISTENDED & THERE IS NO STONE SEEN.
SPLEEN AND PANCREAS SHOWS NORMAL ECHOTEXTURE.
BOTH KIDNEYS SHOWS NORMAL SIZE, SHAPE, POSITION & ECHOTEXTURE.

RIGHT KIDNEY MEASURES – 9.6 CM X 3.8 CM
LEFT KIDNEY MEASURES – 10.2 CM X 5.2 CM

URINARY BLADDER – NORMAL
NO LYMPHADENOPATHY
NO PLEURAL EFFUSION SEEN

UTERUS - NORMAL

APPROX 11.8 CM X 11.2 CM X 8.0 CM SIZE LARGE HETEROGENEOUSLY HYPOECHOIC LOBULATED WELL DEFINED LESION NOTED ANTERIOR TO UTERUS , MOST LIKELY S/O LIGAMENT FIBROID OR BROAD LIGAMENT FIBROID . POSSIBILITY OF OVARIAN NEOLASTIC LESION IS LESS LIKELY.

AVD - CLINICAL CORRELATION , TRANSVAGINAL SONOGRAPHY SOS MRI PELVIS.

IMPRESSION:

APPROX 11.8 CM X 11.2 CM X 8.0 CM SIZE LARGE HETEROGENEOUSLY HYPOECHOIC LOBULATED WELL DEFINED LESION NOTED ANTERIOR TO UTERUS , MOST LIKELY S/O LIGAMENT FIBROID OR BROAD LIGAMENT FIBROID . POSSIBILITY OF OVARIAN NEOLASTIC LESION IS LESS LIKELY.

AVD - CLINICAL CORRELATION , TRANSVAGINAL SONOGRAPHY SOS MRI PELVIS.

END OF REPORT

Prepared By
AKANKSHA ASHOK BHISE



3/5, Patil Lane No.1, Laxmi Nagar, Near K.B.H. Vidyalaya, Canada Corner, Nashik-422005
Phone : 0253-2316200/01/02/03/04, Email : magnumheartinstitute@gmail.com
www.magnumheartinstitute.com



Chopda Medicare & Research Centre Pvt. Ltd.

MAGNUM

HEART INSTITUTE



Patient Name: Mrs. BORDE SHITAL SOMNATH / MRN-230700381
Age / Gender : 43 Yr / F
Address: FLAT NO.-5 ABHISHEKH HAIST MAKHMALABAD ROAD,B/H LILAVATI
HOSPITAL, PANCHAVATI NASHIK, NASHIK, MAHARASHTRA
Req. Doctor: Dr. CHOPDA MANOJ
Regn. Number: OPD.23-24-7681

Request Date : 22-07-2023 10:25 AM

Reporting Date : 22-07-2023 12:54 PM
Report Status : Finalized

DIGITAL X-RAY

OBSERVATION:

RADIOGRAPH OF CHEST (PA)

No obvious pleuro-parenchymal lesion in rest of the visualised lung fields.

Both apices and costophrenic angles are clear.

Tracheal bifurcation appears normal. No obvious carinal splaying.
BILATERAL HILAR CONGESTION.

Cardiac configuration appears normal. Diaphragmatic silhouette also appears normal.

Bony thorax does not reveal any obvious abnormality.

- Heart shadow normal.

IMPRESSION:

BILATERAL HILAR CONGESTION.

END OF REPORT

Prepared By
SHUBHAM JAGTAP



3/5, Patil Lane No.1, Laxmi Nagar, Near K.B.H. Vidyalaya, Canada Corner, Nashik-422005
Phone : 0253-2316200/01/02/03/04, Email : magnumheartinstitute@gmail.com
www.magnumheartinstitute.com



Chopda Medicare & Research Centre Pvt. Ltd.

MAGNUM

HEART INSTITUTE



Patient Name: Mrs. BORDE SHITAL SOMNATH / MRN-230700381
Age / Gender : 43 Yr / F
Address: FLAT NO.-5 ABHISHEKH HAIST MAKHMALABAD ROAD,B/H LILAVATI
HOSPITAL, PANCHAVATI NASHIK, NASHIK, MAHARASHTRA
Req. Doctor: Dr. CHOPDA MANOJ
Regn. Number: OPD.23-24-7681

Request Date : 22-07-2023 10:25 AM

Reporting Date : 22-07-2023 12:52 PM

Report Status : Finalized

ECHO-CARDIOGRAPHY WITH PRINT

OBSERVATION:

NORMAL SIZED LV WITH GOOD LV FUNCTION EF=60%

SITUS SOLITUS

LEFT VENTRICLE - NORMAL SIZED
NO REGIONAL WALL MOTION ABNORMALITY
NO S/O LV HYPERTROPHY IVS = mm ,PW = mm PRESENT-
NO S/O DIASTOLIC DYSFUNCTION.
OVERALL GOOD LV FUNCTION EF= 60%

LEFT ATRIUM -NORMAL SIZED, NO CLOT .

RIGHT ATRIUM /VENTRICLE -NORMAL SIZED
OVERALL GOOD RV FUNCTION

TRIVIAL TRICUSPID REGURGITATION.

NO S/O PULMONARY HYPERTENSION PRESENT
PULMONARY ARTERY SYSTOLIC PRESSURE =20 mm Hg

NO S/O PERICARDIAL EFFUSION NOTED
NO S/O TAMPONADE PRESENT .NO S/O CONSTRICTION.

IVC - 8 mm COLLAPSING WITH RESPIRATION.

END OF REPORT

Prepared By
AKANKSHA ASHOK BHISE

3/5, Patil Lane No.1, Laxmi Nagar, Near K.B.H. Vidyalaya, Canada Corner, Nashik-422005
Phone : 0253-2316200/01/02/03/04, Email : magnumheartinstitute@gmail.com
www.magnumheartinstitute.com

