

To,
LIC of India
Branch Office


Date: 09/11/2024

Proposal No. 6055

Name of the Life to be assured ASISH KUMAR TYAGI

The Life to be assured was identified on the basis of AADHAR CARD


I have satisfied myself with regard to the identity of the Life to be assured before conducting tests / examination for which reports are enclosed. The Life to be assured has signed as below in my presence.


Signature of the Pathologist/ Doctor

Dr. HEMANT KAPOOR
MD, DPB
Consultant Pathologist
DMC Regd. No. 36636

Name: DR. HEMANT KAPOOR

I confirm, I was on fasting for least 10 (ten) hours. All the Examination / tests as mentioned below were done with my consent.


(Signature of the Life to be assured)

Name of life to be assured: ASISH KUMAR TYAGI

Reports Enclosed:

Sr. No	Reports Name	Sr. No	Reports Name
1	FMR	9	Lipidogram
2 ✓	Rest ECG with Tracing	10	BSI (Blood Sugar Test Fasting & PP) Both
3 ✓	Haemogram	11 ✓	TIBC
4	Hb%	12	FBS (Fasting Blood Sugar)
5 ✓	SBT-13	13	FGBS (Post Glucose Blood Sugar)
6	Elisa for HIV	14 ✓	GTMT with Tracing
7 ✓	RUA	15	Proposal and other documents
8	Chest X Ray with Plein (PA View)		

16. Questionnaires: No

17. Others (Please Specify) U.C.T

Remarks of Health Assure PVT LTD

Authorized Signature

Download Date: 18/03/2021



Issue Date: 18/12/2018

आर्य समाज
Arya Samaj
All India Institute of Medical Sciences



आर्य समाज
Aakash Kumar Tyagi
पिन 110008, दिल्ली-110016
ग्राम MALE

3300 9716 4946
VID : 9117 2737 6411 8293

संस्कृत विश्वविद्यालय, श्री श्री परमेश्वर

Dr. HEMANT KAPOOR
MD, DPB
Consultant Pathologist
DMC Regd. No. 38638



Issue Date: 18/12/2018

आर्य समाज
Arya Samaj
All India Institute of Medical Sciences



आर्य समाज
Aakash Kumar Tyagi
पिन 110008, दिल्ली-110016
ग्राम MALE

3300 9716 4946
VID : 9117 2737 6411 8293

संस्कृत विश्वविद्यालय, श्री श्री परमेश्वर

Dr. HEMANT KAPOOR
MD, DPB
Consultant Pathologist
DMC Regd. No. 38638



1441-A, WARD NO.-1, (Opp. R.H.T.C),
NAJAFGARH, NEW DELHI-110043
Tel : 011-25014099
Mob : +91-8588864117 / 136
Email : doctorsdiagnostic1996@gmail.com

NABL
ACCREDITED LAB

DDC DOCTORS DIAGNOSTIC CENTRE

Consultant Pathologist
DR. HEMANT KAPOOR
MD, DPS (Pathology)

Consultant Radiologist
DR. BIPUL BISWAS
MD (Radiology)

DR. HEMANT KAPOOR
MD, DPE
Consultant Pathologist
DMC Regd. No. 36636



This Report is for the personal of Doctors only. Not for Medical Legal Cases.
Critical Correlation is essential. Please Contact us In Case of Unexpected results
KINDLY COLLECT YOUR ORIGINAL BILLS

TIMINGS: Daily - 8.00 am to 10.00 pm, Sunday - 8.00 am to 08.00 pm

www.doctorsdiagnosticcentre.in

GPS Map
Comoro Lite

1445/1, Najafgarh Rd. Jatev Mohalla, Najafgarh New Delhi, Delhi,
110043, India

Longitude: **76.9852131°**
Latitude: **28.6139036°**

Altitude: 226 meters
Saturnay: 09.11.2024

ILAC
INTERNATIONAL LABORATORY ACCREDITATION CONFEDERATION
Commitment to Quality Improvement



Lab NO	072411090001	Sr.No	500
NAME	MR.ASISH KUMAR TYAGI	Ref. BY	LIC
Age / Sex	33 YRS/MALE	Sample Coll DATE	09/Nov/2024 09:17AM
S/O	ANIL KUMAR TYAGI	Approved ON	10/Nov/2024 09:28AM
DATE	09/Nov/2024 08:52AM	Printed ON	10/Nov/2024 09:28AM
		B.A 4860	

Test Name	Result	Status	Bio. Ref. interval	Unit
PROFILE				
Complete Haemogram (CBC+ESR), Whole Blood EDTA				
Haemoglobin (Hb) <i>Method : Cyanmeth Photometry</i>	15.0		13.00-18.00	gm/dl
Total Leucocytic Count (TLC) <i>Method : Impedance</i>	6100		4000-11000	/cumm
Differential Leucocyte Count				
Neutrophils	54		45.00-75.00	
Lymphocytes	40		20.00-45.00	%
Eosinophils	04		1.00-6.00	%
Monocytes	02		0.00-5.00	%
Absolute Neutrophil Count	3.26		2.0-7.5	/cu.mm
Absolute Lymphocyte Count	2.44			
Absolute Monocyte Count	0.07	Low	0.2 - 1.0	/cu.mm
Absolute Basophil Count	0.02		0.02 - 0.1	/cu.mm
Erythrocyte Sed.Rate <i>Method : Westgren method</i>	10		0.00-20.00	mm/1st hr
RBC(RED BLOOD CELL) <i>Method : Impedance</i>	5.13		4.50-5.50	Mill./cmm
MCV <i>Method : Calculated</i>	85.0		76.00-101.00	fL
MCHC <i>Method : Calculated</i>	34.6		30.00-35.00	gm/dl
MCH <i>Method : Calculated</i>	29.3		27.00-32.00	pg
Platelet Count <i>Method : Impedance</i>	2.79		1.50-4.50	lakhs/cumm
PCV <i>Method : Calculated</i>	43.4		40.00-54.00	%
RDW	14.9		11.5-16.0	%

Dr. Hemant Kapoor

DR. JAI PRABHAN
MBBS, MD
Printed By: PUNJAB PATHOLOGIST

DR. HEMANT
MD, DPM
PATHOLOGIST

CHECKED
TECHNICAL OFFICER

Page 1 of 4



This Report is for the personal use of doctors only. Not for Medical Legal Cases.
Clinical Correlation is essential. Please Contact us in Case of Unexpected Results.
KINDLY COLLECT YOUR ORIGINAL BILLS
TIMINGS: Daily - 8.00 am to 10.00 pm, Sunday - 8.00 am to 05.00 pm



Excellence In Diagnostics & Healthcare Services

Consultant Pathologist
DR. HEMANT KAPOOR
MD, DNB, Pathology

Consultant Radiologist
DR. BIPUL BISWAS
MD, Pathology

Lab NO	072411090001	Sr.No	500
NAME	MR.ASISH KUMAR TYAGI	Ref. BY	LIC
Age / Sex	33 YRS/MALE	Sample Coll DATE	09/Nov/2024 09:17AM
S/O	ANIL KUMAR TYAGI	Approved ON	10/Nov/2024 09:28AM
DATE	09/Nov/2024 08:52AM	Printed ON	10/Nov/2024 09:29AM

Test Name	Result	Status	Blo. Ref. interval	Unit
-----------	--------	--------	--------------------	------

HEMATOLOGY

HBA1C Glycosylated Haemoglobin *, Whole Blood EDTA*

HbA1c (Glycosylated Haemoglobin)	4.8	%
----------------------------------	-----	---

Reference Range in %

- | | | |
|-------------------------------------|---|-----|
| 1) Non Diabetic Adults | = | < 6 |
| 2) Good Control | = | 6-7 |
| 3) Action Suggested or Poor Control | = | >7 |

Note

HBA1C provides an index of average blood glucose levels over the past 8-12 weeks and is a much better

Indicator of long term glycermic control as compared to blood and urinary glucose determinations.

This is for the persual of Insurance Company for pre policy checkup purpose only.

Instrument Used: Bio-rad D10.

*** End Of Report ***

The tests marked with ** are not in the scope of NABL Accreditation.

DR. JAI PRABHAN
MBBS, MD
PATHOLOGIST

Dr. Hemant Kapoor
DR. HEMANT
MD, DNB
PATHOLOGIST

CHECKED
TECHNICAL OFFICER

Page 1 of 1



This Report is for the persual of doctors only, Not for Medico Legal Cases.
Clinical Correlation is essential. Please Contact us in Case of Unexpected results.

KINDLY COLLECT YOUR ORIGINAL BILLS

TIMINGS: Daily - 8.00 am to 10.00 pm, Sunday - 8.00 am to 08.00 pm



Excellence In Diagnostics & Healthcare Services

Consultant Pathologist
DR. HEMANT KAPOOR
MD, DPM (Pathology)

Consultant Radiologist
DR. BIPUL BISWAS
MD (Rad. Diag.)

Lab NO	072411090001	Sr.No	500
NAME	MR. ASISH KUMAR TYAGI	Ref. BY	LIC
Age / Sex	33 YRS/MALE	Sample Coll DATE	09/Nov/2024 09:17 AM
S/O	ANIL KUMAR TYAGI	Approved ON	10/Nov/2024 09:28 AM
DATE	09/Nov/2024 08:52 AM	Printed ON	10/Nov/2024 09:29 AM

LIFE INSURANCE CORPORATION OF INDIA
SPECIAL BIO-CHEMICAL TESTS -13 (SBT-13)

FORM NO. LIC03-013

ZONE DIVISION

	Type of Test	Actual Reading	Range
1	Fasting Blood Sugar Method :GOD POD	94	70-110 mg/dL
2	Total Cholesterol	195	0.0-200 mg/dL
	High Density Lipid (HDL)	49	40-60 mg/dL
	Low Density Lipid (LDL)	140	0-100 mg/dL
3	S. Triglycerides	145	0.0-150 mg/dL
4	S. Creatinine	0.8	0.5-1.0 mg/dL
5	Blood Urea Nitrogen (BUN)	13	7.0-20.0 mg/dL
6	S. Proteins	7.3	6.6-8.3 g/dL
	(a) Albumin	4.4	3.50-5.00 g/dL
	(b) Globulin	2.90	0.00-3.00 mg/dL
	⊙ AG Ratio	1.52	1.2-2.0 mg/dL
7	S. Bilirubin Total	1.5	0.2-1.3 mg/dL
	(a) Direct	0.8	0.0-0.3 mg/dL
	(b) Indirect	0.70	0.0-1.1 mg/dL

DR. JAI PRABHAN
MBBS, MD
PATHOLOGIST

DR. HEMANT
MD, DPM
PATHOLOGIST

CHECKED
TECHNICAL OFFICER



This Report is for the purpose of diagnosticity. Not for Medical Legal Cases.
Clinical Correlation is essential. Please Contact us in Case of Unexpected results.

KINDLY COLLECT YOUR ORIGINAL BILLS

TIMINGS: Daily - 8.00 am to 10.00 pm, Sunday - 8.00 am to 08.00 pm



Lab NO	072411090001	Sr.No	500
NAME	MR.ASISH KUMAR TYAGI	Ref. BY	IIC
Age / Sex	33 YRS/MALE	Sample Coll DATE	09/Nov/2024 09:17AM
S/O	ANIL KUMAR TYAGI	Approved ON	10/Nov/2024 09:28AM
DATE	09/Nov/2024 08:52AM	Printed ON	10/Nov/2024 09:29AM

Table 1

8	SGOT (AST)	40	15-46	U/L
9	SGPT (ALT)	45	0.0-49	IU/L
10	GGTP (GGT)	55	9.00-62.0	U/L
11	S. Alkaline Phosphatase	110	30.00 - 120.00	U/L
12	HbsAg (Australia antigen)	NON-REACTIVE	NON-REACTIVE	
13	Elisa for HIV (Method) TEST VALUE:	NON-REACTIVE	NON-REACTIVE CUTT OFF VALUE:	

I declare that the person examined signed (affixed his/her thumb impression) in the space earmarked below, in my presence and I am not related to him/her or the Agent or the Development Officer.

DR. JAI PRABHAN
 MBBS, MD
 PATHOLOGIST

Signature
DR. HEMANT
 MD, DPB
 PATHOLOGIST

**CHECKED
 TECHNICAL OFFICER**


Lab NO	072411090001	Sr.No	500
NAME	MR.ASISH KUMAR TYAGI	Ref. BY	LIC
Age / Sex	33 YRS/MALE	Sample Coll DATE	09/Nov/2024 09:17 AM
S/O	ANIL KUMAR TYAGI	Approved ON	10/Nov/2024 09:28 AM
DATE	09/Nov/2024 08:52 AM	Printed ON	10/Nov/2024 09:28 AM
B A 4860			

Test Name	Result	Status	Bio. Ref. interval	Unit
		Special Test		
		URINE COTININE*		
Urine Cotinine	NEGATIVE		Negative	
<i>Method : Immunochromatography</i>				

Interpretation:

This is a one step, competitive immunochromatographic assay for the qualitative detection of cotinine in the human urine. Cotinine is a major metabolite of nicotine and it can be detected in physiological body fluids like blood, saliva and urine. It is stable in body fluids and has a relatively long half life of 17 hours and its concentration within an individual varies by only 15-20% within a day. Cotinine test is hence a useful assay for assessing the exposure to nicotine. The physiological concentration of cotinine in urine of smokers is typically above 50 ng/ml. The cutoff of this assay is however set at 200 ng/ml to exclude false positive results arising out of exposure to passive smoking.

DR. JAI PRABHAN
MBBS, MD
Printed By: P1/PATHOLOGIST


DR. HEMANT
MD, DPB
PATHOLOGIST

CHECKED
TECHNICAL OFFICER Page 3 of 4



This Report is for the personal use of doctors only. Not for Medical Legal Cases.
Clinical Co-relation is essential. Please Contact us in Case of Unexpected results.
KINDLY COLLECT YOUR ORIGINAL BILLS
TIMINGS: Daily - 8.00 am to 10.00 pm, Sunday - 8.00 am to 08.00 pm





Lab NO	072411090001	Sr.No	500
NAME	MR.ASISH KUMAR TYAGI	Ref. BY	LIC
Age / Sex	33 YRS/MALE	Sample Coll DATE	09/Nov/2024 09:17AM
S/O	ANIL KUMAR TYAGI	Approved ON	10/Nov/2024 09:28AM
DATE	09/Nov/2024 08:52AM	Printed ON	10/Nov/2024 09:28AM
		B.A.4860	

Test Name	Result	Status	Bio. Ref. Interval	Unit
-----------	--------	--------	--------------------	------

CLINICAL PATHOLOGY

URINE FOR ROUTINE AND MICROSCOPY EXAMINATION , Urine

Physical Examination

Quantity	15			ML
Colour	PALE YELLOW		Pale yellow	
Transparency	CLEAR		Clear	
Reaction	ACIDIC			
Specific Gravity, Urine	1.010		1.010 - 1.025	

Chemical Examination

Urine Protein	NIL		Nil	
Reducing Sugar (Urine)	NIL		Nil	
Urine Bilirubin	ABSENT		Absent	
Blood	ABSENT		Absent	
Urobilinogen	NOT INCREASED		Not Increased	
Nitrate	ABSENT		Absent	

Microscopic Examination:

Pus Cells.	2-3		0-4	/HPF
RBCs	NIL		NIL	
Casts	NIL		NIL	
Crystal	NIL		Nil	
Epithelial Cells	1-2		Occasional	

*** End Of Report ***



Tests marked with NABL symbol are accredited by NABL vide Certificate no MC-3237; Validity till 03/01/2025

Signature

DR. HEMANT
MD, DPM
PATHOLOGIST

CHECKED
TECHNICAL OFFICER

Page 4 of 4

Printed By: PUPATHOLOGIST



This Report is for the personal use of doctors only. Not for Medical Legal Cases.
Clinical Correlation is essential. Please Contact us in Case of Unexpected Results.

KINDLY COLLECT YOUR ORIGINAL BILLS

TIMINGS: Daily - 8.00 am to 10.00 pm, Sunday - 8.00 am to 08.00 pm



LIFE INSURANCE CORPORATION OF INDIA

Form No. LIC03 - 002

ELECTROCARDIOGRAM

Zone _____ Division _____ Branch _____

Proposal No. 6055

Agent/D.O. Code: _____ Introduced by: (name & signature)

Full Name of Life to be assured: ASISH KUMAR TYAGI

Age/Sex : 33 YRS 1M

Instructions to the Cardiologist:

- i. Please satisfy yourself about the identity of the examiners to guard against impersonation
- ii. The examinee and the person introducing him must sign in your presence. Do not use the form signed in advance. Also obtain signatures on ECG tracings.
- iii. The base line must be steady. The tracing must be pasted on a folder.
- iv. Rest ECG should be 12 leads along with Standardization slip, each lead with minimum of 3 complexes, long lead II. If L-III and AVF shows deep Q or T wave change, they should be recorded additionally in deep inspiration. If VI shows a tall R-Wave, additional lead V4R be recorded.

DECLARATION

I hereby declare that the foregoing answers are given by me after fully understanding the questions. They are true and complete and no information has been withheld. I do agree that these will form part of the proposal dated 09/11/24 given by me to LIC of India.

Witness _____


Signature or Thumb Impression of L.A. 

Note : Cardiologist is requested to explain following questions to L.A. and to note the answers thereof.

- i. Have you ever had chest pain, palpitation, breathlessness at rest or exertion?
Y/N NO
- ii. Are you suffering from heart disease, diabetes, high or low Blood Pressure or kidney disease? Y/N NO
- iii. Have you ever had Chest X-Ray, ECG, Blood Sugar, Cholesterol or any other test done? Y/N NO

If the answer/s to any/all above questions is 'Yes', submit all relevant papers with this form.

Dated at 09/11/24 on the day of _____ 200

Signature of L.A. 

Signature of the Cardiologist
Name & Address
Qualification Code No.

Dr. Gayveer Singh
M.D. (C) M.P.C. (C) M.P.C. (C) M.P.C. (C)
19/11/24

Clinical findings

(A)

Height (Cms)	Weight (kgs)	Blood Pressure	Pulse Rate
178	83	121/82	78

123/84

(B) Cardiovascular System

.....

Rest ECG Report:

Position	-	P Wave	} WMC
Standardisation Inv	Yes	PR Interval	
Mechanism	-	QRS Complexes	
Voltage	Normal	Q-T Duration	
Electrical Axis	Normal	S-T Segment	
Auricular Rate	60 bpm	T-wave	
Ventricular Rate	60 bpm	Q-Wave	
Rhythm	Sinus	Arrhythmic	
Additional findings, if any.			

Conclusion:

ECG - WMC A

Dated at 00/11/2024 on the day of 2011

11/11/23
 Dr Gajveer Singh
 MBBS, DNB General Medicine
 DMC Regn No 28374
 Consultant Medicine
 Devesh Medical and Diagnostic Centre
 S-45 A/18 A New Road, ...

Signature of the Cardiologist
 Name & Address
 Qualification
 Code No.

ID: 646

MR ANISH KUMAR TYAGI

Male 33 Years

Anish Tyagi

09-11-2024 09:24:51 AM COPY

HR : 60 bpm

P : 83 ms

PR : 122 ms

QRS : 80 ms

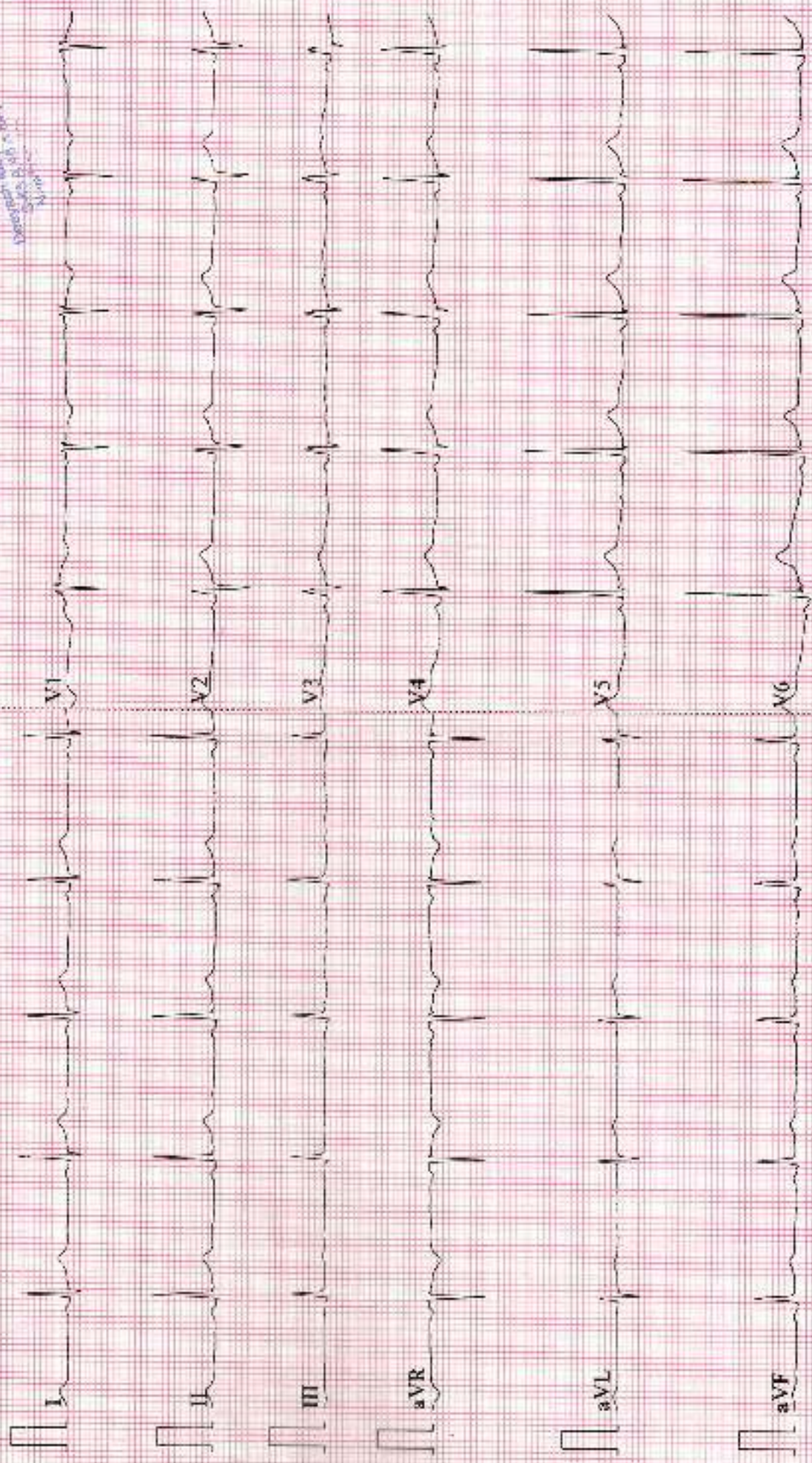
QT/QTc : 395/396 ms

PQRST : 55/58/39 °

RV5/SV1 : 1.779/0.760 mV

Diagnosis Information:
Sinus Arrhythmia

Report Confirmed by:



ech - wave

8

*DR. G. K. SINGH
MRCS (UK) (1997)
Diploma in Echocardiography
Diploma in Interventional
Cardiology
Diploma in
Intensive
Cardiology*

OPR3-RF

ANNEXURE H - 2

LIFE INSURANCE CORPORATION OF INDIA
COMPUTERISED TREADMILL TEST

Form No. LIC03 - 003

Zone _____ Division _____ Branch _____

Proposal No. 4055

Agent/D.O. Code: _____ Introduced by: (name & signature)

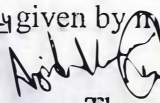
Full Name of Life to be assured: ASISH KUMAR TYAGI

Age/Sex: 33 YRS/M

DECLARATION

I hereby declare that the foregoing answers are given by me after fully understanding the questions. They are true and complete and no information has been withheld. I do agree that these will form part of the proposal dated 09/11/24 given by me to LIC of India.

Witness _____


Signature or Thumb Impression of L.A.


Note : Cardiologist is requested to explain following questions to L.A. and to note the answers thereof.

1. Have you ever had chest pain, palpitation, breathlessness at rest or exertion? Y/N
2. Are you suffering from heart disease, diabetes, high or low Blood Pressure or kidney disease? Y/N
3. Have you ever had Chest X'Ray, ECG, Blood Sugar, Cholesterol or any other test done? Y/N

If the answer/s to any/all above questions 'Yes', submit all relevant papers with this form.

Dated at 09/11/24 on the day of _____ 200

Signature of L.A. 


Signature of the Cardiologist

Name & Address

Qualification

Code No.

Dr. Sudhir Kumar

MBBS, MD.

Physician & Consultant Cardiologist

Dr. Sudhir Kumar

MBBS, MD.

Physician & Consultant Cardiologist

COMPUTERISED TREADMILL TEST

- (a) Pre-test : Supine
Standing
Hyperventilation
- (b) Exercise: Stage I)
Stage II) 3 minutes each
Stage III)
... peak exercise
- (c) Recovery: Recovery
Recovery
Recovery

Reporting Pattern

Phase Name	Stage Name	Time in Stage	Speed (mph)	Grade (%)	Workload (METS)	HR (bpm)	BP (mmHg)	RPP
PRETEST	SUPINE	00:06	00.0	39%	01.0	73	124/80	090
	SITTING	-	-	-	-	-	-	-
	STANDING	00:11	00.0	52%	01.0	98	124/80	121
	HYPERVENTILATION	00:13	00.0	44%	01.0	82	124/80	101
	WARM UP	00:18	01.7	54%	01.1	101	124/80	125
EXERCISE	STAGE 1	03:21	02.7	63%	04.7	118	132/85	155
	STAGE 2	06:21	02.5	80%	03.1	150	137/89	205
	STAGE 3	09:21	03.4	93%	10.2	173	142/92	245
	PEAK EXERCISE	09:23	03.4	93%	10.3	173	142/92	245
RECOVERY	RECOVERY	10:22	00.0	74%	04.3	138	144/99	198
	RECOVERY	11:22	00.0	68%	01.0	127	140/89	177
	RECOVERY	12:22	00.0	61%	01.0	95	137/88	157

The protocol used - BRUCE

Total Exercise Time - 09:03

Maximum Blood Pressure - 144/99

Maximum Workload - 10.3

Maximum heart rate 173 bpm Maximum predicted heart rate 93%

Reason for termination - Heart Rate Achieved

Comments:

- TMT NEGATIVE FOR PROVOCABLE ISCHEMIA

Signature of the **Dr. Sudhir Kumar**
Name & Address **MBBS, MD. Physician & Consultant Cardiologist**
Qualification Code No.

Each stage should have 12 lead tracing with long lead II. Each lead should contain atleast three complexes. On separate individual paper each stage with relevant observations be recorded.

(Signature of the L.A. to be obtained on the tracings)

DOCTORS DIAGNOSTICS CENTRE

1441 A, WARD NO. 1, (OPP. R.T.H.C) NAJAFGARH, NEW DELHI-110043.

Report



1911032345 / ASISH KUMAR TYAGI / 33 Yrs / M / 178 Cms / 83 Kg Date: 09-Nov-2024 Technician : RAHUL YADAV

(GEM21170525) Gemini A-DX by Allenge

Stage	Time	Duration	Belt Speed (mph)	Elevation	METs	Rate	% THR Achieved	BP	RPP	PVC	Comments
Subjine	00:06	0:01	00.0	00.0	01.0	73	39 %	124/80	000	00	
Standing	00:11	0:01	00.0	00.0	01.0	98	52 %	124/80	121	00	
HV	00:13	0:01	00.0	00.0	01.0	082	44 %	124/80	101	00	
Warm Up	00:18	0:03	01.7	10.0	01.1	101	54 %	124/80	125	00	
FxStart	00:21	0:06	01.7	10.0	01.1	103	55 %	124/80	127	00	
BRUCE Stage 1	03:21	3:00	01.7	10.0	04.7	119	63 %	132/85	155	00	
BRUCE Stage 2	06:21	3:00	02.5	12.0	07.1	150	80 %	137/89	205	00	
BRUCE Stage 3	08:21	3:00	03.2	14.0	10.2	173	93 %	142/92	245	00	
PeakEx	09:23	3:00	03.4	14.0	10.3	173	93 %	142/92	245	00	
Recovery	10:22	1:00	00.0	00.0	04.3	138	74 %	144/99	198	00	
Recovery	11:22	2:00	00.0	00.0	01.0	127	66 %	140/89	177	00	
Recovery	12:22	3:00	00.0	00.0	01.0	115	61 %	137/88	157	00	
Recovery	13:22	4:00	00.0	00.0	01.0	112	60 %	136/87	151	00	
Recovery	14:22	5:00	00.0	00.0	01.0	110	59 %	130/80	143	00	
Recovery	14:26	5:00	00.0	00.0	01.0	103	55 %	130/80	133	00	

Findings :

Exercise Time : 09:03
 Max HR Attained : 173 bpm 93% of Target 187
 Max BP Attained : (Sys) 144/99
 Max WorkLoad Attained : 10.3

Test End Reasons : Test Complete. Heart Rate Achieved ✓

Report :

→ Good Exercise tolerance
 → Normal HR and BP response
 → No significant ST-T changes
 → Test is negative for provokable ST-T changes

(Signature)
 Dr. [Name] - Consultant
 Physician & Cardiologist (Cardiology)

Doctor : LIC

DOCTORS DIAGNOSTICS CENTRE

1911032345 / ASISH KUMAR TYAGI / 23 Yrs / M / 172 Cms / 63 Kg / HR - 80

Date: 03-Nov-2024 09:51:23 AM

VETS: 7.0/ 86 bpm 45% dTHR DP: 124/80 mmHg

Res: ED/ALCO/Notch On/IF 0.05 Hz LF 25 Hz

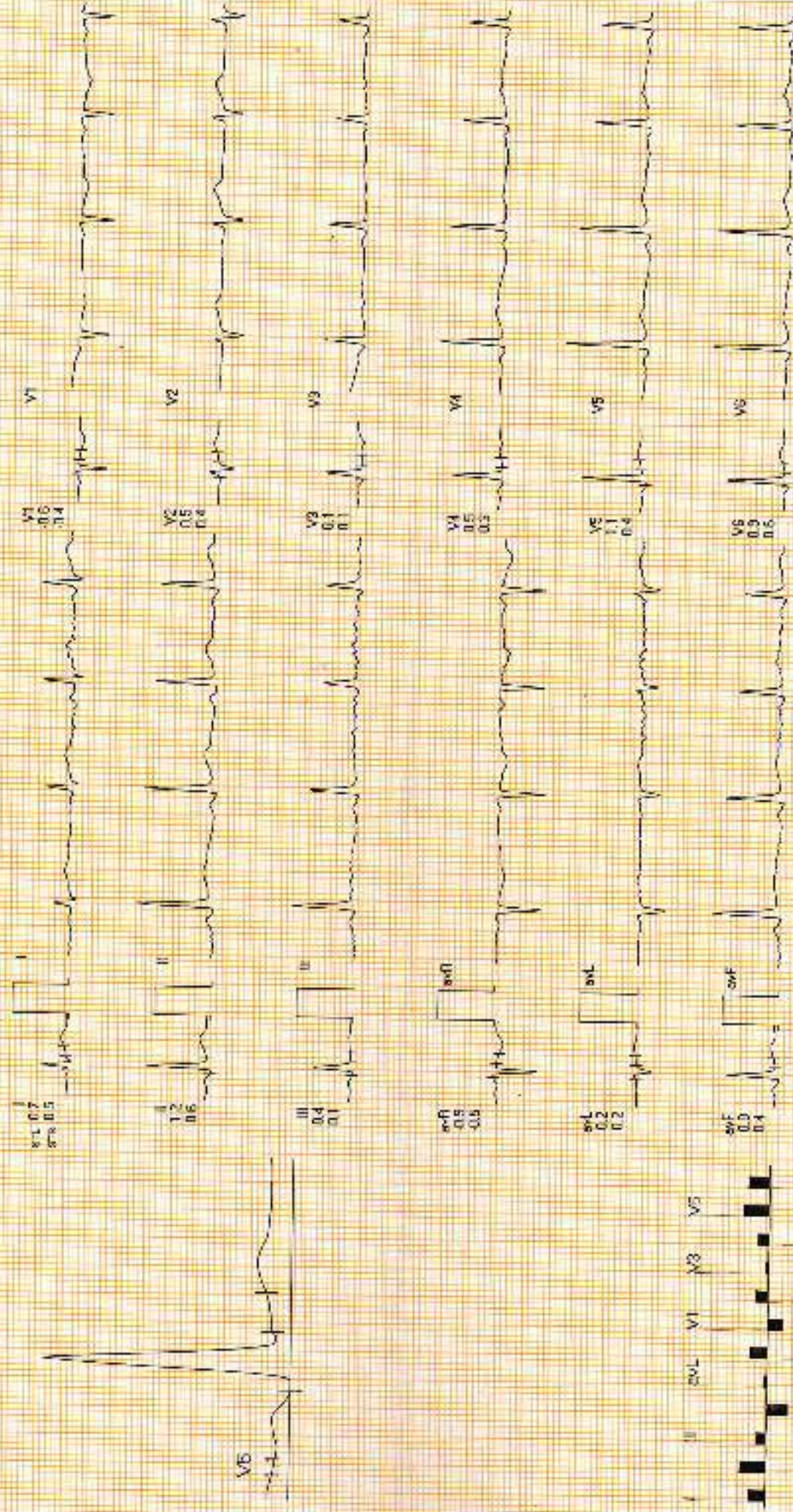
4X 90 ms Test J

SUPINE



ExTmc: 00:00 0.0 mph 0.0%

25 mm/Sec. 1.0 Cm/mV

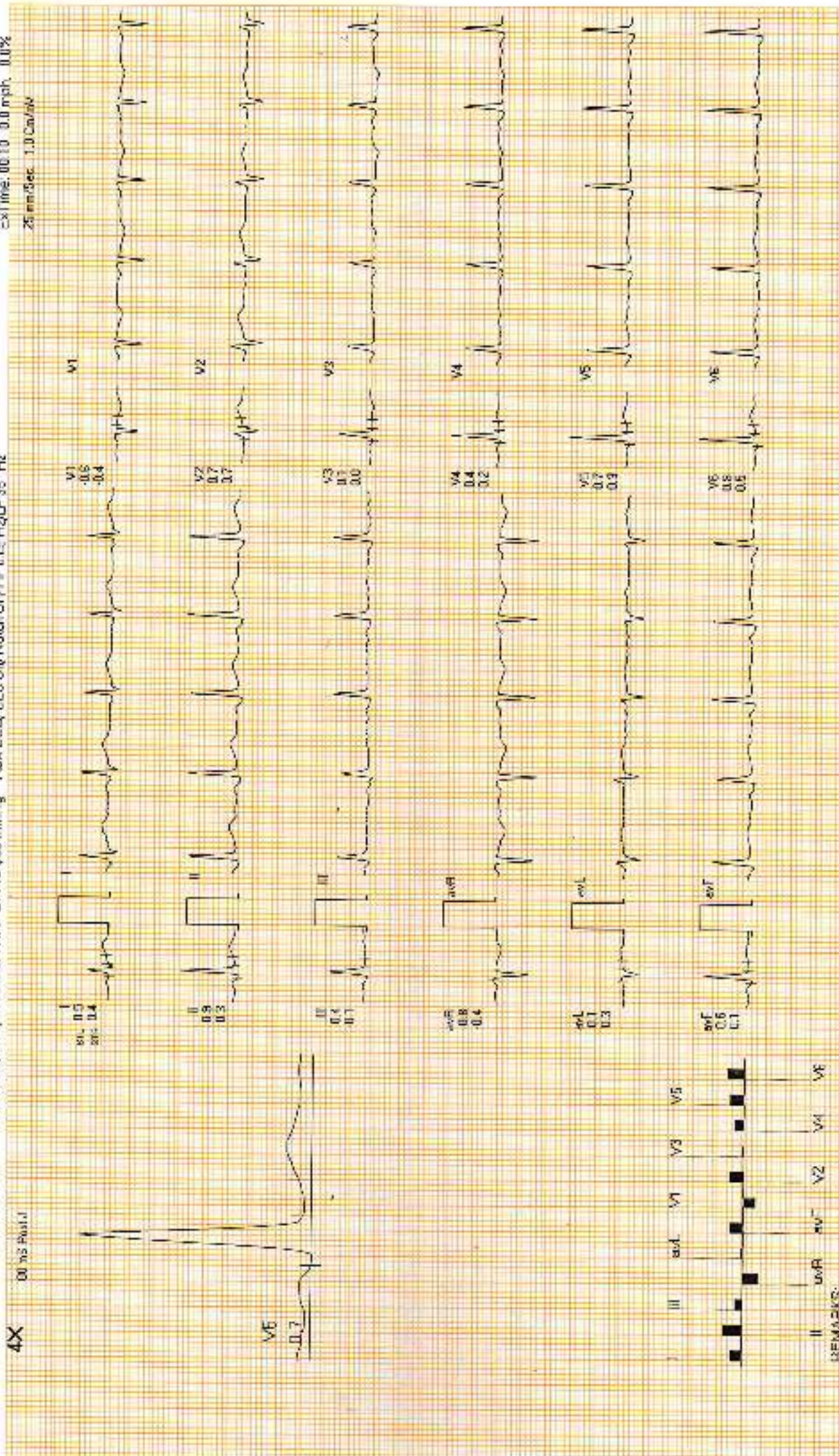


REMARKS:



Date: 09-Nov-2024 09:50:29 AM METS: 1.0/58 bpm 52% of HR; BP: 12/100 mmHg Raw ECG/ELC.Dwg/Notch Off/HF 0.05 Hz/LF 35 Hz

ExTime: 00:10 0.0 mph, 0.0%
25 mm/Sec 1.0 Cal/mV



REMARKS:

DOCTORS DIAGNOSTICS CENTRE

HV



1911032345 / ASH KUNAR TYAGI / 33 Yrs / M / 178 Cms / 63 Kg / HR : 78

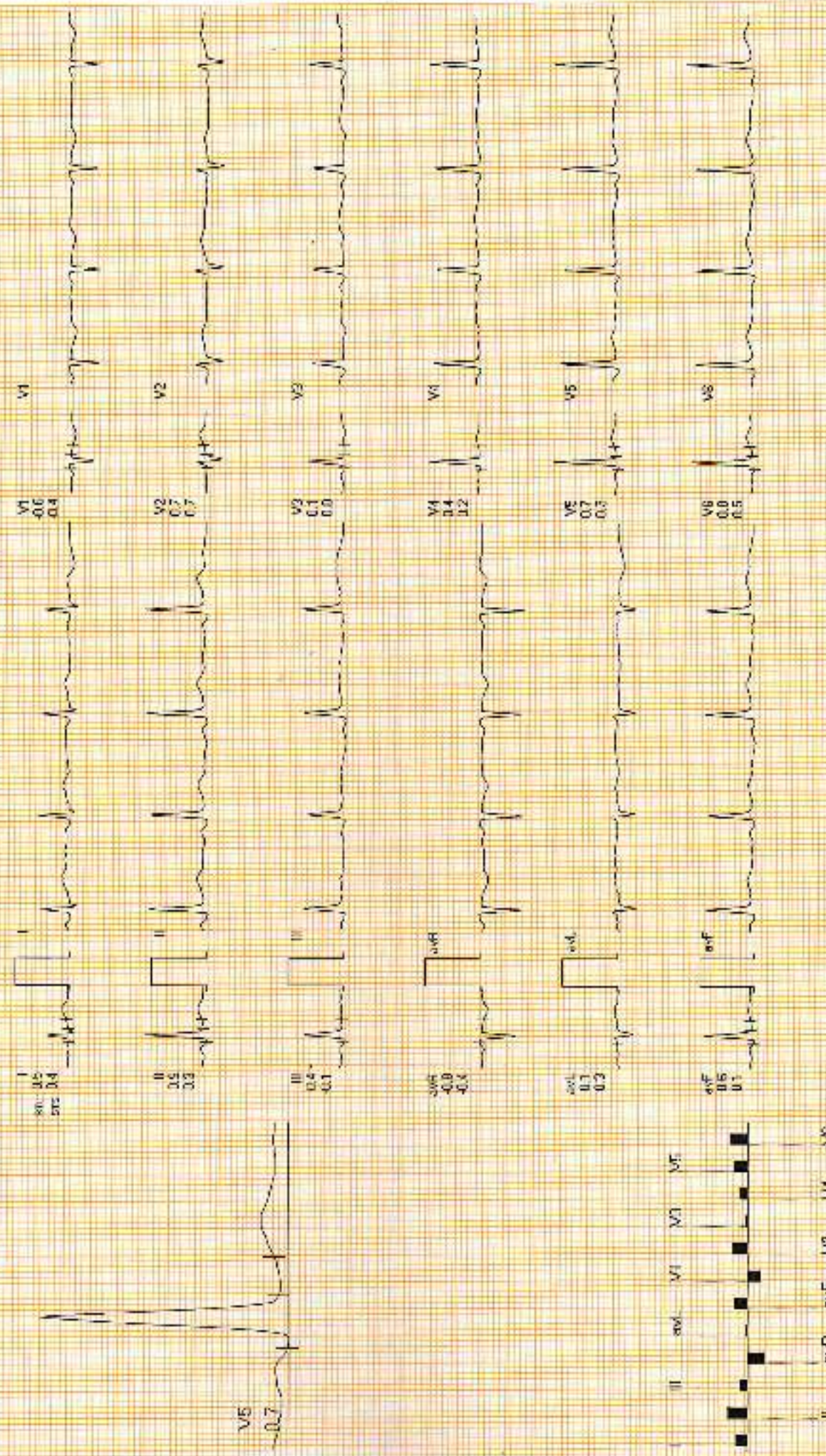
Date: 09-Nov-2024 09:50:29 AM

METS: 1.0/78 bpm 41% cTHER. BP 124/80 mmHg. Res: ED3/3LC On/Match On/HIF 0.05 Hz/35_Hz

ExTime: 00:14 0.0 mch - 0.0%
25 mm/Sec: 1.0 cm/mV

4X

80 Hz Prod J



REMARKS:

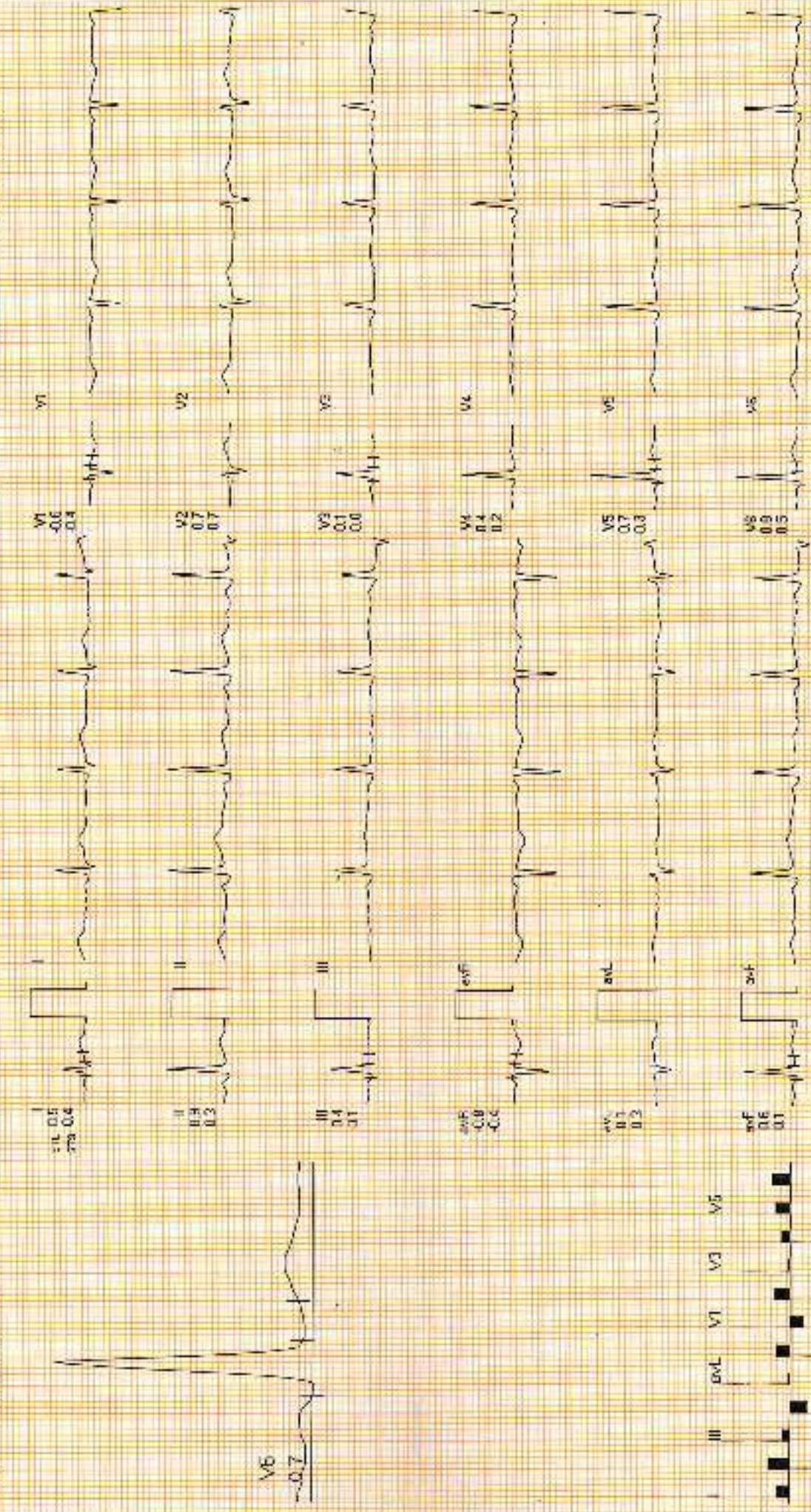


1911052345 / ASISH KUMAR TYAGI / 03 Yrs / M / 1.78 Cms / 85 Kg / HR : 89

Date: 09-Nov-2024 09:50:29 AM METS: 1.0/89 bpm 47% of THR BP: 124/80 mmHg Flow: ECG: E.C. Only Match On: I/F 0.05 Hz, F 35 Hz

ExTime: 00:19 0.5 mph 0.0%

4X 00 ms Post J



REMARKS:

DOCTORS DIAGNOSTICS CENTRE

1911022245 / ASISH KUMAR TYAGI / 33 Yrs / M / 178 Cms / 63 Kg / HR 98

Date: 09-Nov-2024 05:53:29 AM

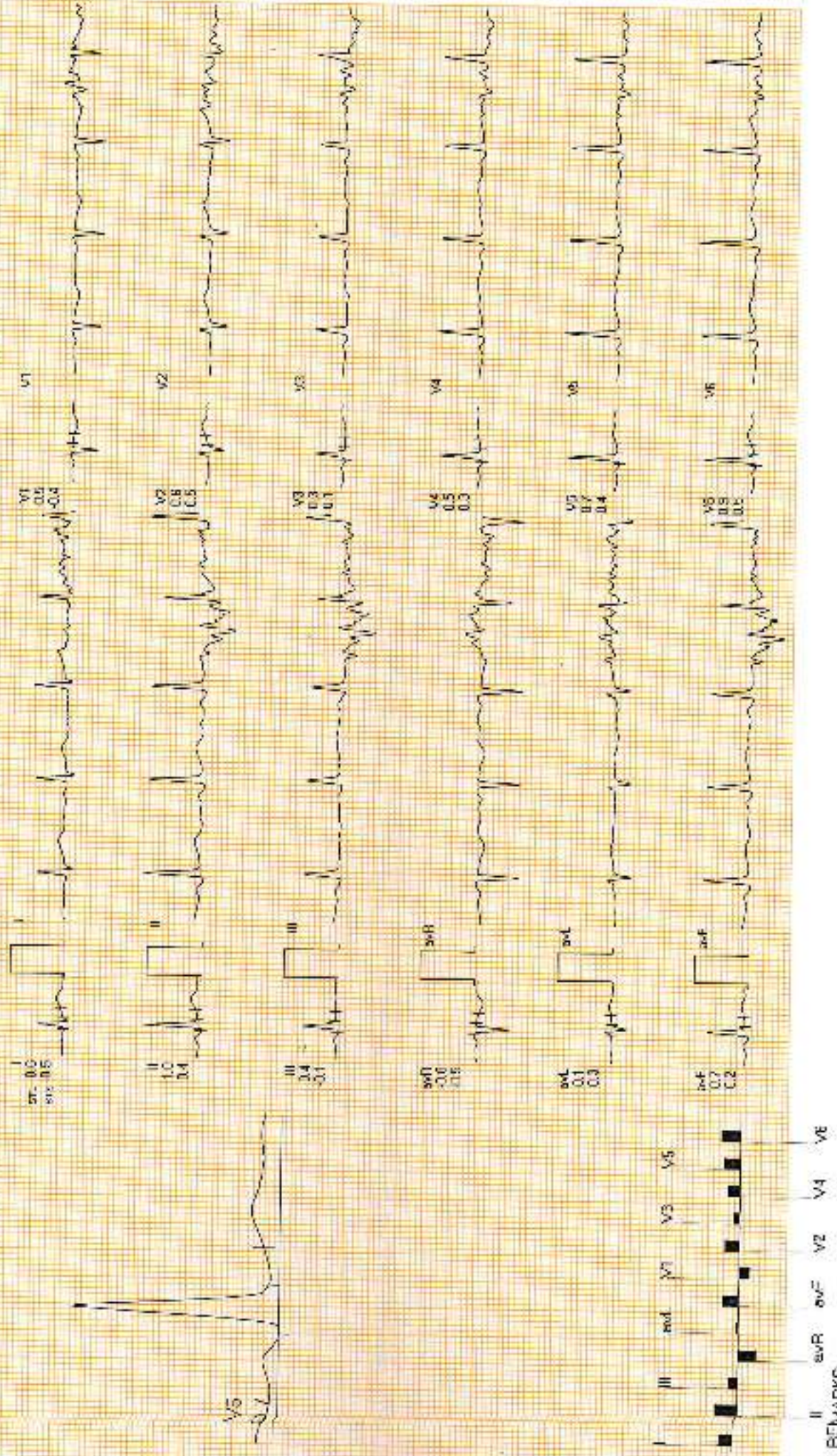
MEETS: 1 Q/50 bpm 32% of TPR BP: 124/80 mmHg Pw: ECG/BLO/Dr/Nilouf HF: 0.05 Hz/LF 35 Hz

4X

90 ms Post. I

ExStn

ExTime: 00:00 0.0 mV 0.0%
25 mm/Sec. 1.0 Cal/mV



REMARKS

DOCTORS DIAGNOSTICS CENTRE

BRUCE : Stage 1 (03:00)



1911082945 / ASISH KUNAR TYAGI / SS Y12 / M / 178 CM / 88 Kg / HR . 118

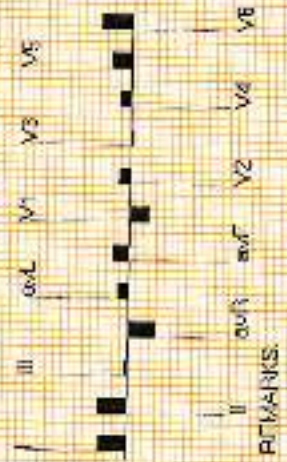
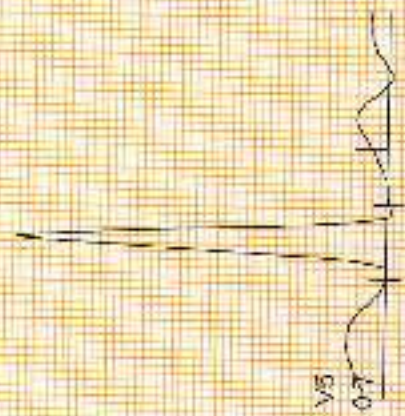
Date: 09 Nov 2024 03:50:25 AM

METS: 4.7/118 bpm 63% of THL BP: 132/85 mmHg Row ECG/B C 0m/Noct On/ - F 0.05 Hz/LF 35 Hz

4X

70 mS Post J

ExTime: 03:00 1.7 mph, 10.0%
25 mm/Sec 10 Em/Div



RTMANKS

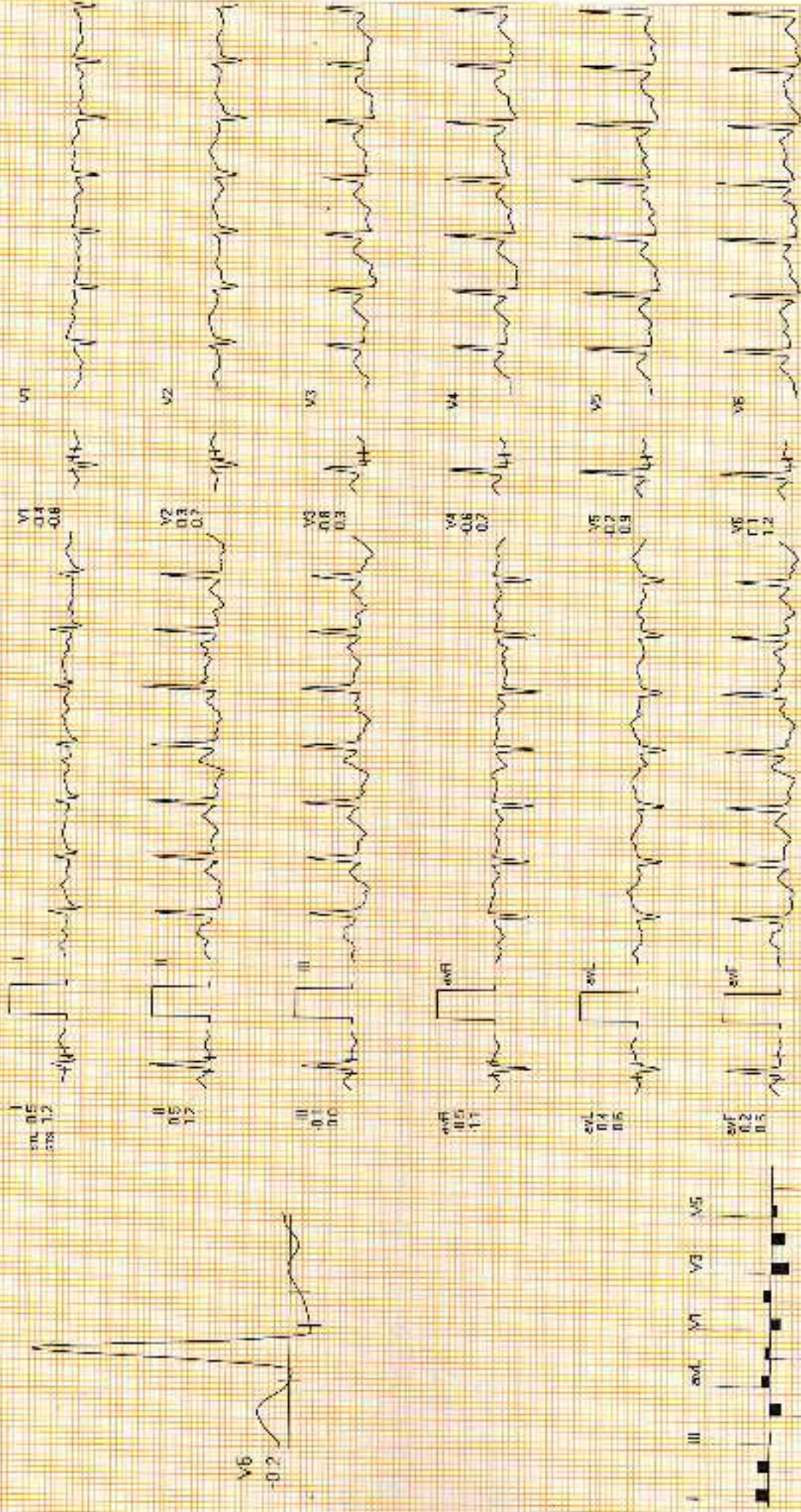


1911082845 / ASISH KUNAR TYAGI / 33 Yrs / M / 178 Cms / 83 Kg / HR : 180

Date: 05-Nov-2024 09:50:29 AM METS: 7.1/180 bpm 30% of THR BP: 137/89 mmHg Pwr: FCG/R: 0 Or/Notch On/FF: 0.05 Hz/LF: 35 Hz

ExTime: 05:00 2.5 mph 12.0%
25 mm/Sec: 1.0 Cm/vv

4X 60 mm Paper

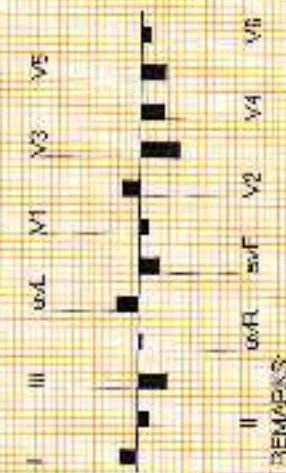
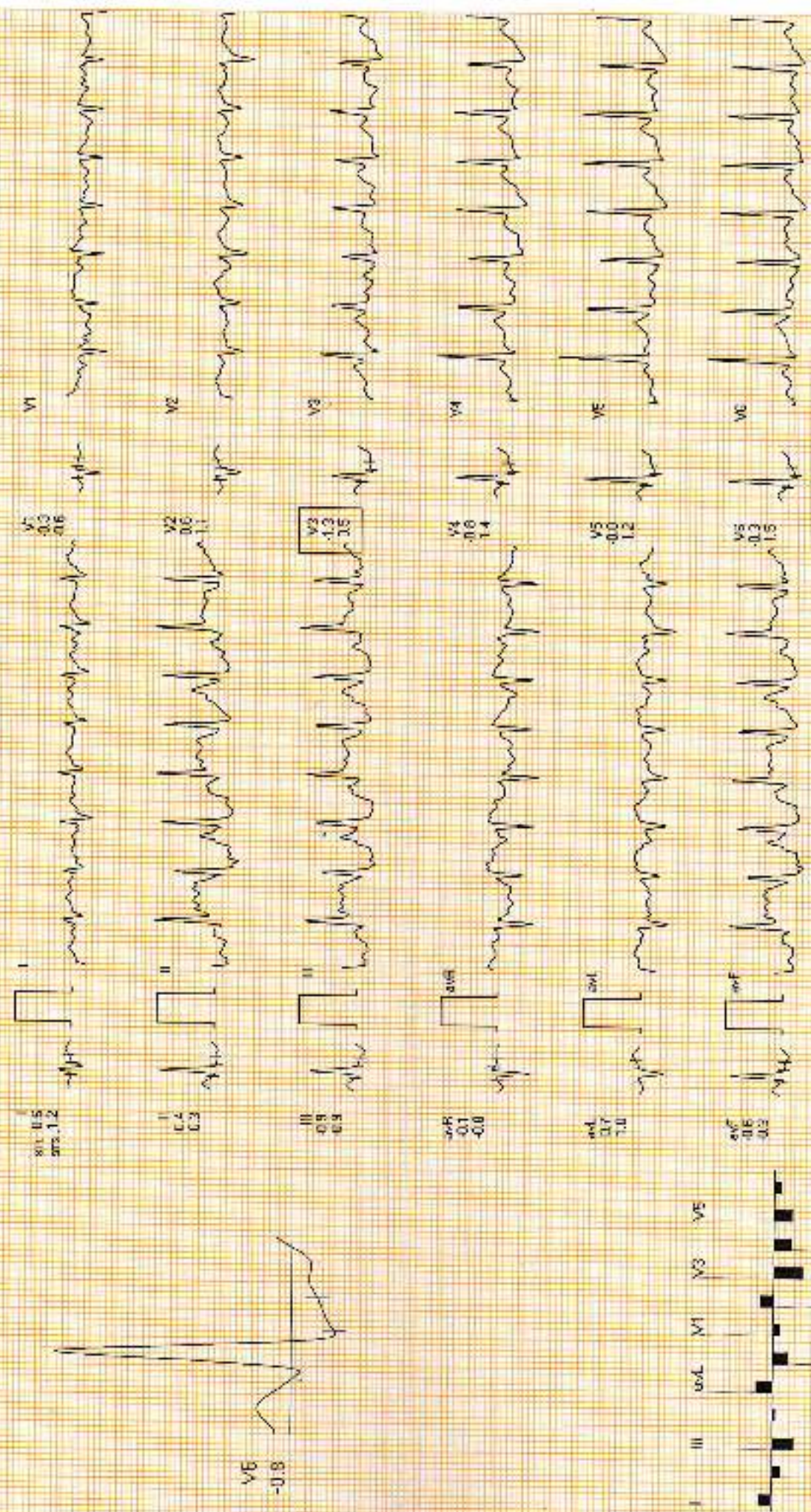


REMARKS: I II aVR aVL aVF V1 V2 V3 V4 V5 V6



Date: 05-Nov-2024 09:50:23 AM METS: 10.2/173 bpm 92% of THR EP: 142/82 mmHg Flow ECG/ELC On/Avolts On/HF 0.05 Hz/F 35 Hz
 ExTime: 09:00 3.4 min, 14.0%
 25 mm/Sec. 10 Cm/Div

4X 60 ms Pos (+)



1911022305 / ASISH KUMAR TYAGI / 33 Yrs / M / 178 Cms / 63 Kg / HR : 170

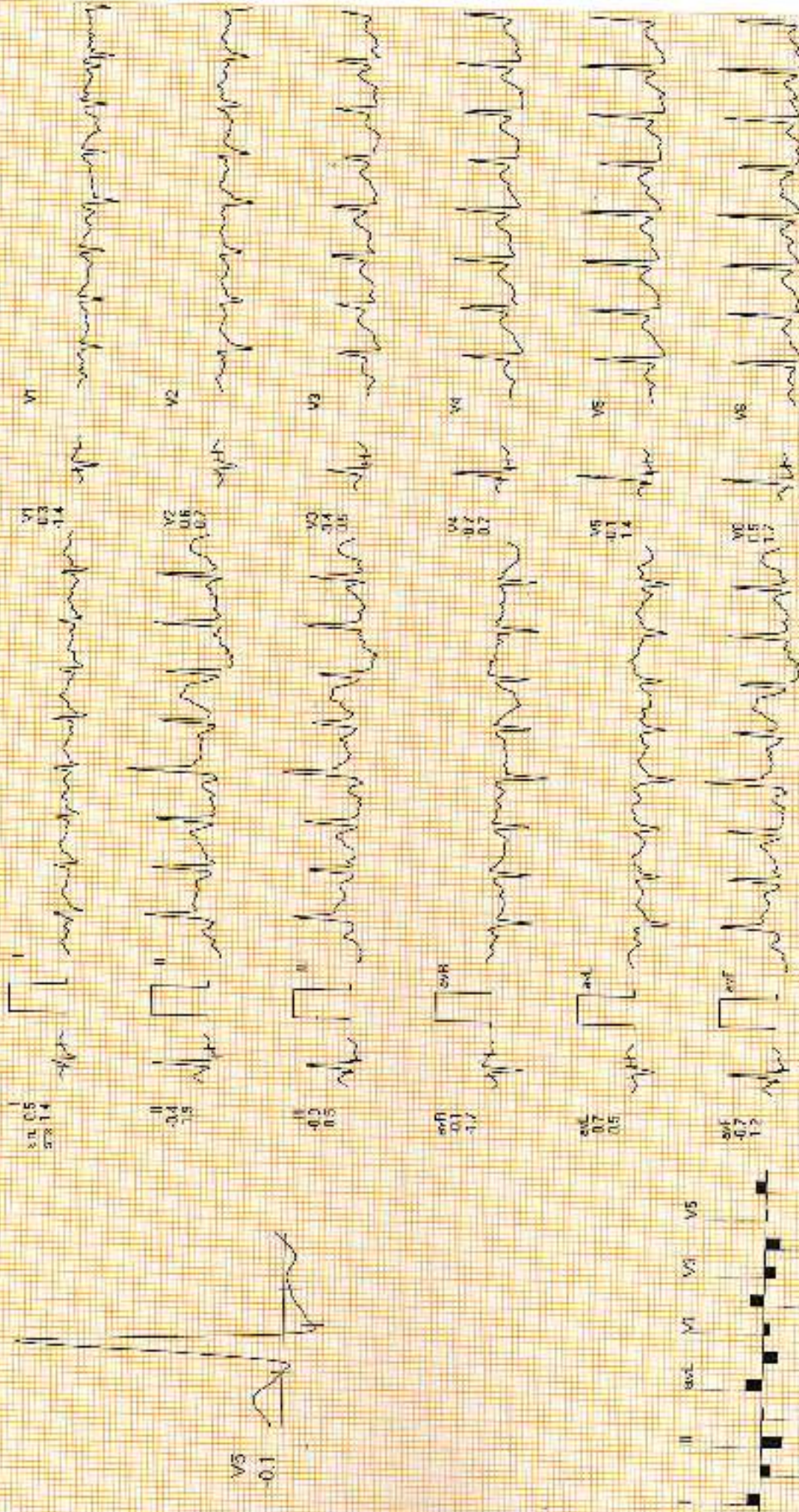
Date: 09 Nov 2024 05:50:29 AM

METS: 10.3 / 176 bpm 94% of THR EP: 142/92 mmHg Raw ECG/ALC Crd/Mod's Crd/WHF 0.05 Hz/LF 35 Hz

4X

60 ms Squ.I

ExTime: 09:02 < 2 mpt. 16.0%
25 mm/Sec. 1.0 Div/Div



REMARKS:
I II aVR aVL V1 V2 V3 V4 V5 V6



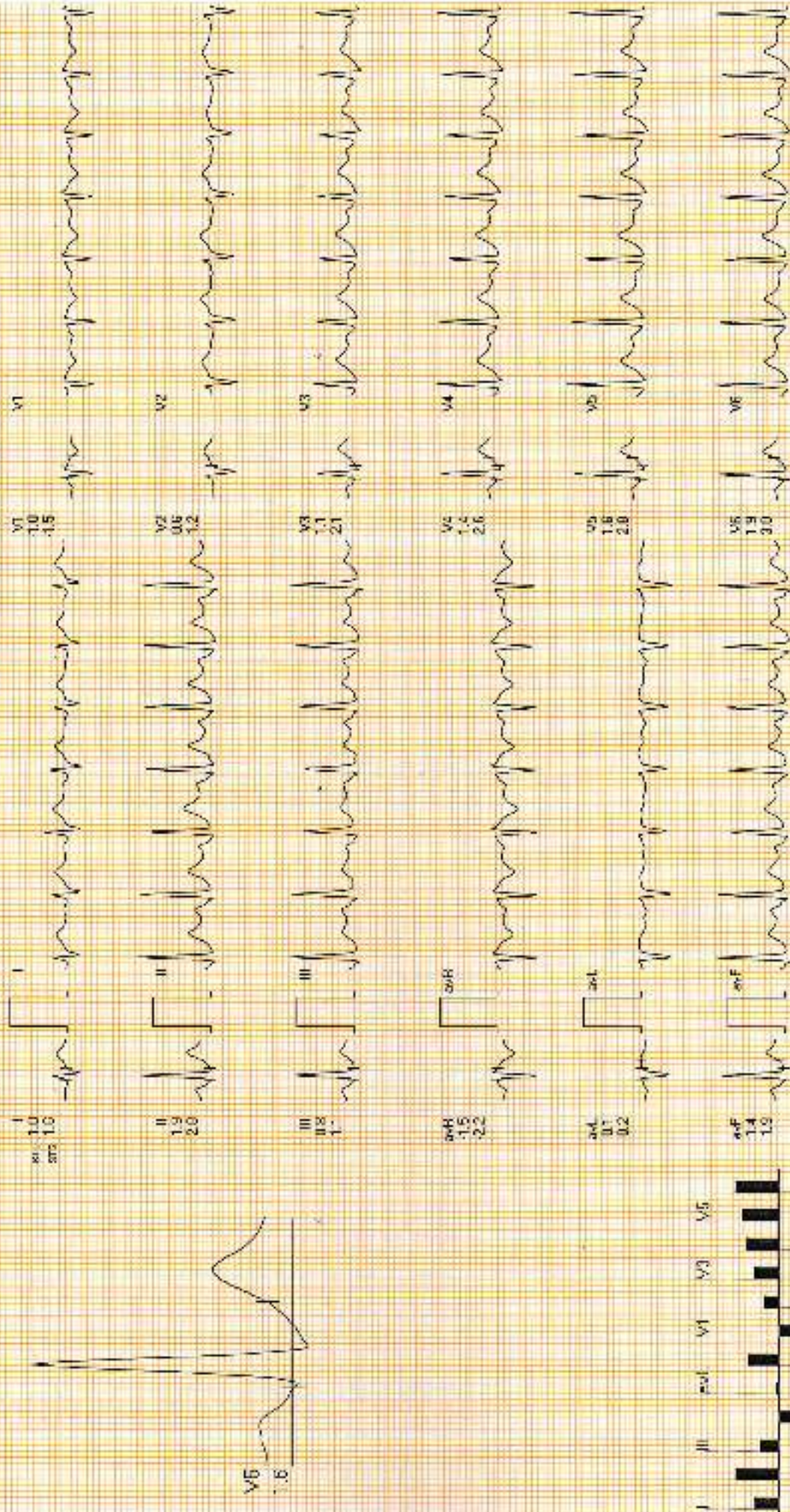
1011022046 / ASISH KUMAR TYAGI / 33 YRS / M / 178 Cms / 83 Kg / HR : 108

Date: 09-Nov-2024 05:50:23 AM METS: 4.2/ 136 bpm, 73% of THR. BP: 14/93 mmHg. Raw ECG/ ELC On/ Match On/ HF 0.05 Hz/LF 35 Hz

EXTime: 09:02 0.0 mps, 0.0%
25 mm/sec - 1.0 cm/mV

4X

50 uS/Box



REMARKS

DOCTORS DIAGNOSTICS CENTRE

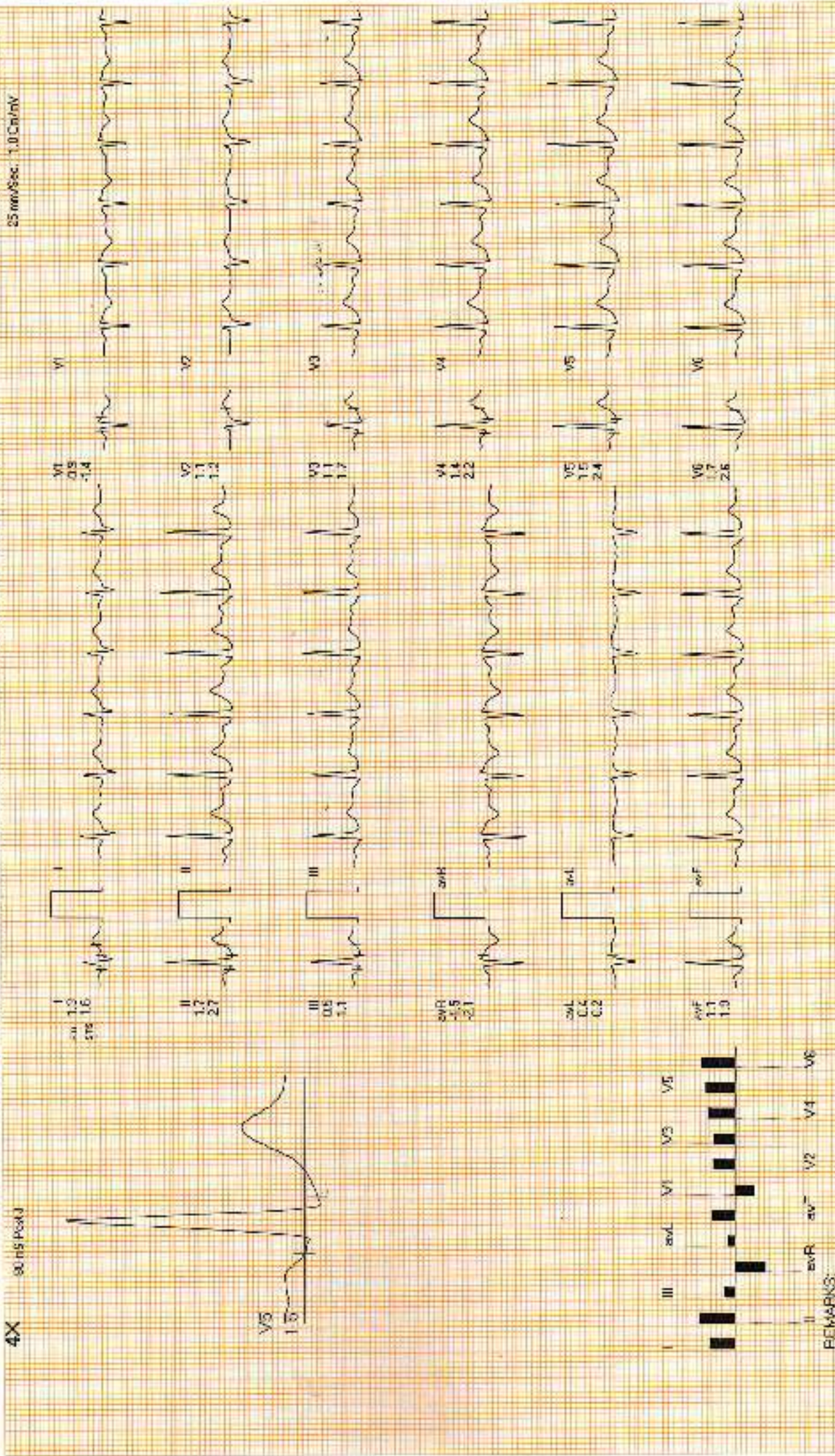
Recovery : (02:00)



1911032345 / ASISH KUNAR TYAGI / 33 Yrs / M / 178 Cms / 52 Kg / HR : 127

Date: 03-Nov-2024 05:50:23 AM ME TS: 1.0/1.27 bpm 67% of THL BP: 14/89 mmHg Raw: ECG/BLC Cr/ Mesh Cr/ HF 0.05 Hz/LF 35 Hz

Ex Time: 09:02 0.0 mph 0.0%
25 mm/Sec: 1.0 Cm/mV



DOCTORS DIAGNOSTICS CENTRE

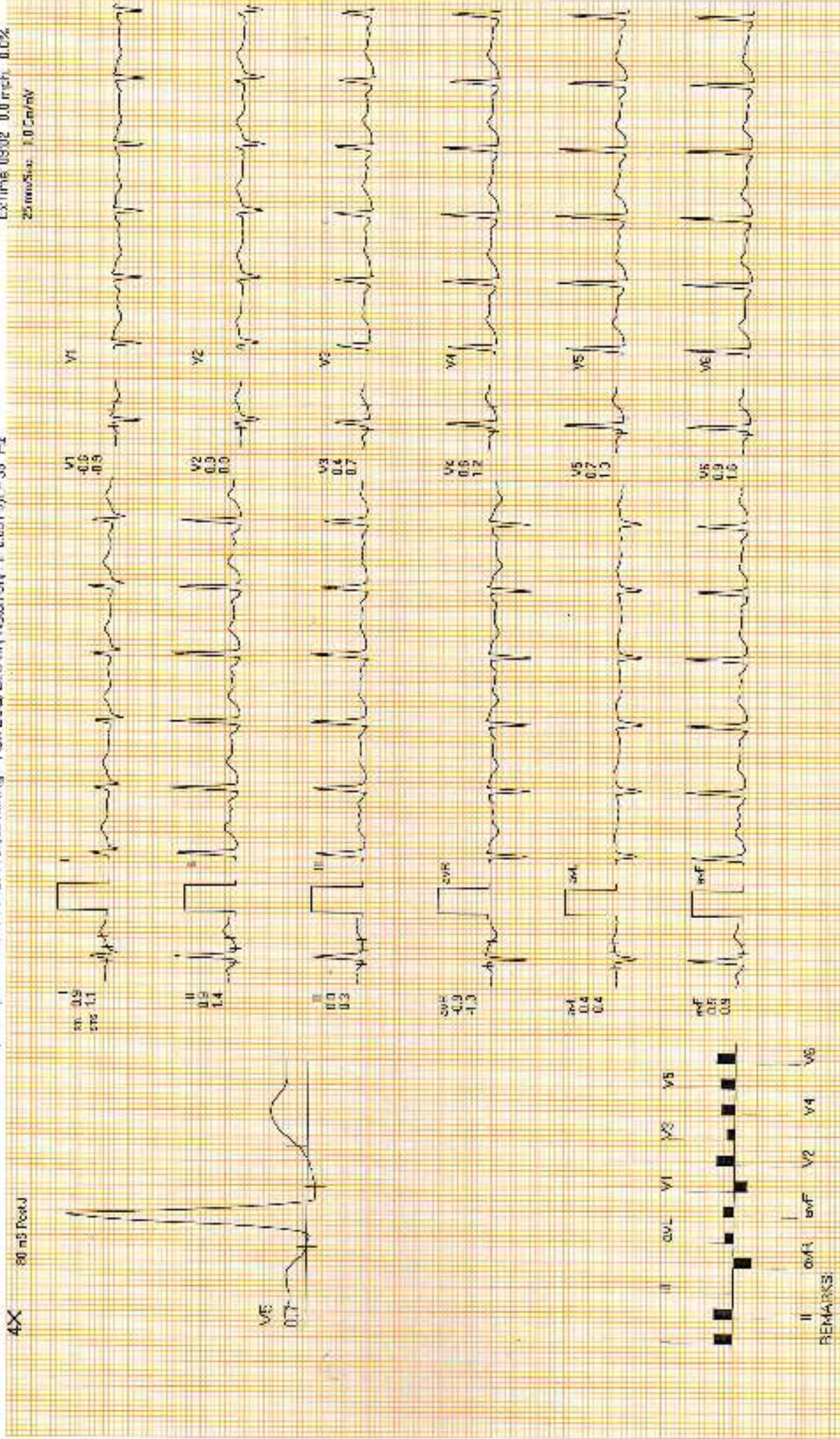
Recovery : (03:00)



1911092345 / ASISH KUNAR TYAGI / 35 Yrs / M / 178 Cms / 83 Kg / HR : 116

Date: 09 Nov 2024 09:53:28 AM METS: 1.07 115 bpm 51% of THR BP: 37/86 mmHg Row ECG: B.C Dry Natch Crv HF 0.05 Hz F 35 Hz

ExTime 09:02 0.0 inch 0.0%
25mm/Sec 1.0cm/mV



DOCTORS DIAGNOSTICS CENTRE

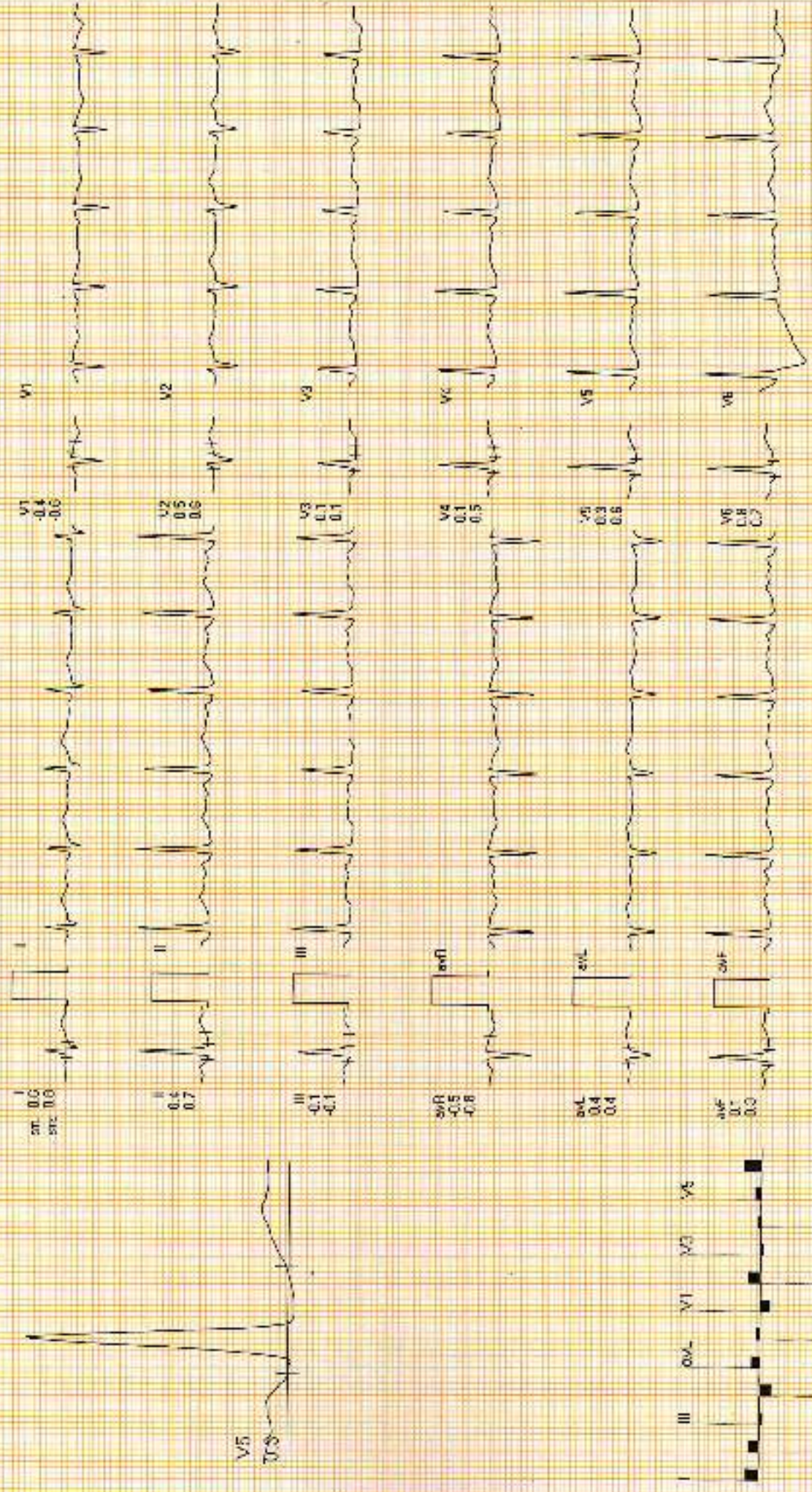
19110322946 / ASISH KUNAR TYAGI / SS Yrs / M / 178 Cms / 88 Kg / HR : 112

Recovery : (04:00)



Date: 05-Nov-2024 08:50:29 AM VETS: 1 (V112 born 55% of THR DP: 135/84 mmHg Raw ECG/E.C.Old/Watch On/1 F 0.05 Hz/2 F 35 Hz
 4X 25mm/5sec: 1.0 Cm/sV

an mS Post J



REMARKS:

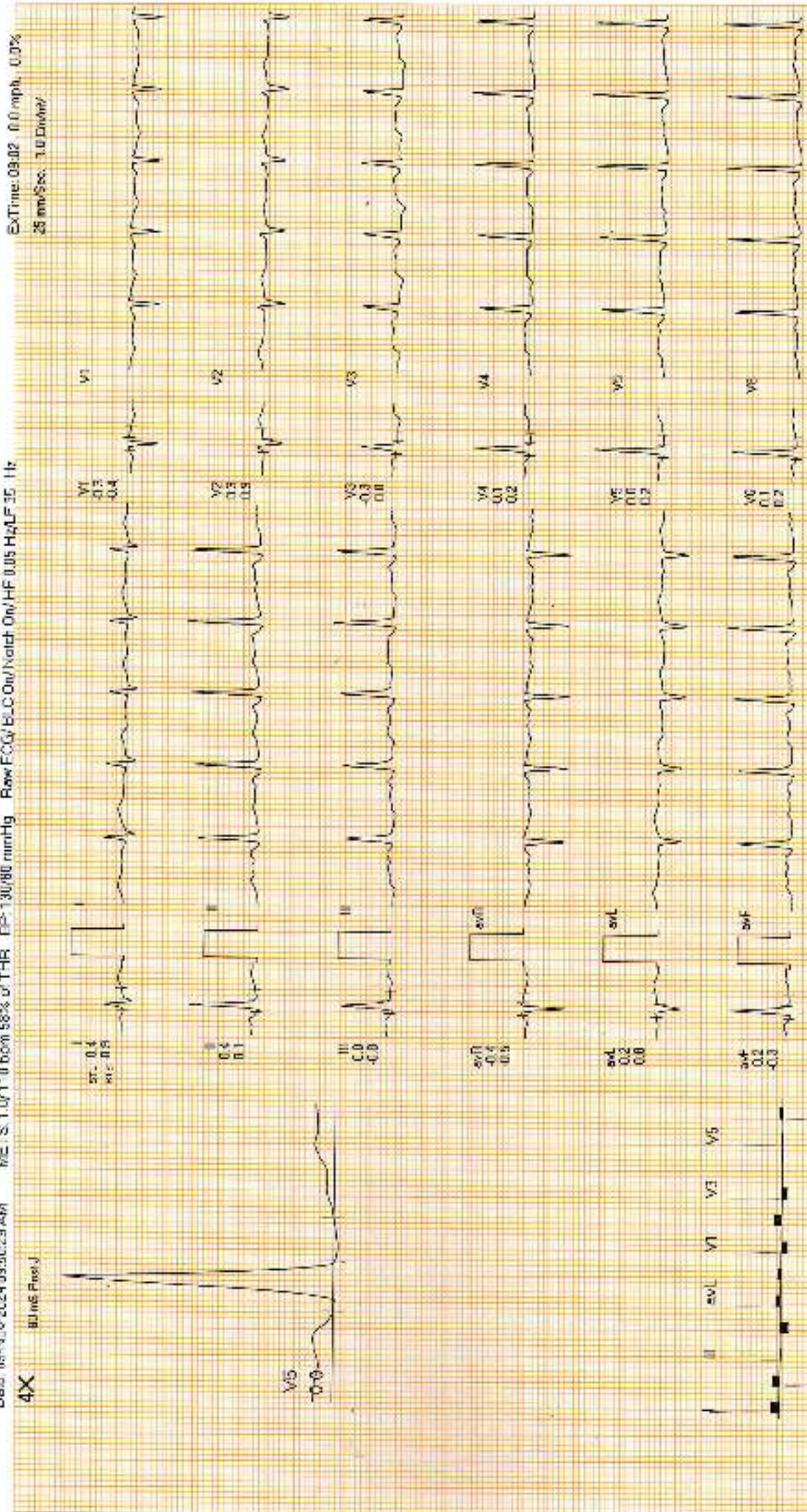
DOCTORS DIAGNOSTICS CENTRE

Recovery : (05:00)



1911082346 / ASISH KUMAR TYAGI / S3 Yrs / M / 178 Cms / 83 Kg / HR : 110

Date: 08-Nov-2024 09:50:29 AM METS: 1.0/1.0 bpm 58% of THR EP: 130/80 mmHg Raw ECG/BL/CL/No/CH/OF/HF 0.05 Hz/LF 35 Hz



ExTime: 09:02 0.0 mph, 0.0%

25 mm/Sec, 1.0 Div/Div



भारत सरकार
Government of India



Download Date: 19/03/2021



आशिष कुमार त्यागी
Asish Kumar Tyagi
जन्म तिथि/DOB: 11/05/1991
पुरुष/ MALE

Issue Date: 12/12/2016

3300 9716 4946

VID : 9117 2737 6411 8293

मेरा **आधार**, मेरी पहचान




भारतीय विशिष्ट पहचान प्राधिकरण
Unique Identification Authority of India




पता:
आत्मज: अनिल कुमार त्यागी, प्लॉट न.13, सैनिक विहार
फेस-2, मोहन गार्डन, उत्तम नगर, पश्चिम दिल्ली,
दिल्ली - 110059

Address:
S/O: Anil Kumar Tyagi, Plot No.13, Sainik
Vihar Phase-2, Mohan Garden, Uttam Nagar,
West Delhi,
Delhi - 110059




3300 9716 4946

VID : 9117 2737 6411 8293



1947



help@uidai.gov.in



www.uidai.gov.in



 **GPS Map**
Camera Lite

1445/1, Najafgarh Rd, Jatav Mohalla, Najafgarh, New Delhi, Delhi,
110043, India

Latitude
28.6139036°

Longitude
76.9852131°

Local 08:55:13 AM
GMT 03:25:13 AM

Altitude 220 meters
Saturday, 09.11.2024