

REVIVAL DIAGNOSTICS



HEALTH CHECK-UP SUMMARY

Name: Ranjana Mamsya

Date: 23/04/2022

Email ID:

Sex: F Age: 30 Years Contact No: 7990297601 Remarks:

Under-weight	<input type="checkbox"/>
Normal	<input checked="" type="checkbox"/>
Over-weight	<input type="checkbox"/>

i> BMI

Height (in Cm): 161 Weight (in Kg): 59 BMI: 22.8

ii> Blood Pressure & Pulse

116/70 mmHg
74/min.

If high or low, whether the person is on medication: YES / NO

iii> Blood Tests & Lung Function Remarks

RS
CRS
CNS 4

If abnormal, whether the person is on medication: YES / NO

iv> Eye Test Remarks

Eye Sight: (R) 6/6 (L) 6/6
Color Vision: (2)

v> Heart Disease

Whether any specific heart ailment detected (ECG findings):
NO

vi> Any other problems needing attention / Overall Assessment:

NO

Ranjana

Revival Diagnostic
401, Aqua Corridor,
B/s. Star Bazar, Surat-395009.
Mo. 91062-28601

C.K. Patel
Signature of the Doctor

Dr. Chirag Patel
M.B.B.S. G-49432

Laboratory Test Result are Subject to technical limitation and should be clinically correlate for final diagnosis

REVIVAL DIAGNOSTICS



Dental Assessment Form

NAME Ranjana Maurya
AGE 30

DATE 23/04/2022
SEX F

* CHIEF COMPLAINT

- A CLINICAL FEATURES :- normal
- 1 CAVIES :- no
2 MISSING TOOTH :- no
3 MALOCCLUSION :- no
4 FILLING :- mandible (L) (R) 1st, 2nd molar
- B DIAGNOSIS :- (A)
- C PERSONAL HISTORY :- normal
- D PROVISIONAL D/G :- (A)
- E MEDICAL HISTORY :- RCT - 2020
- F FINAL D/G :- now normal
- G TREATMENT PLAN :- no

CLINT SIGN

Revival Diagnostic
401, Aqua Corridor,
B/S. Star Bazar, Surat-395009.
Mo. 810728601

DOCTOR SIGN

(A) Ranjana

Laboratory Test Result are Subject to technical limitation and should be clinically correlate for final diagnosis



NAME: Ranjana mowma SEX: F
BIRTHDATE: 15/02/1992 AGE: 30

DEPARTMENT OF OPHTHALMOLOGY

EYE TEST:

1. VISION:

RIGHT EYE - 6/6

LEFT EYE - 6/6

2. COLOR VISION:

RIGHT EYE - (2)

LEFT EYE - (2)

3. FUNDUS:

RIGHT EYE - (2)

LEFT EYE - (2)

REMARKS:

(2) *Ranjana*

Revival Diagnostic
A01, Aqua Corridor,
B/s. Star Bazar, Surat-395009.
Ophthalmologist/Optomterist 2601

Laboratory Test Result are Subject to technical limitation and should be clinically correlate for final diagnosis

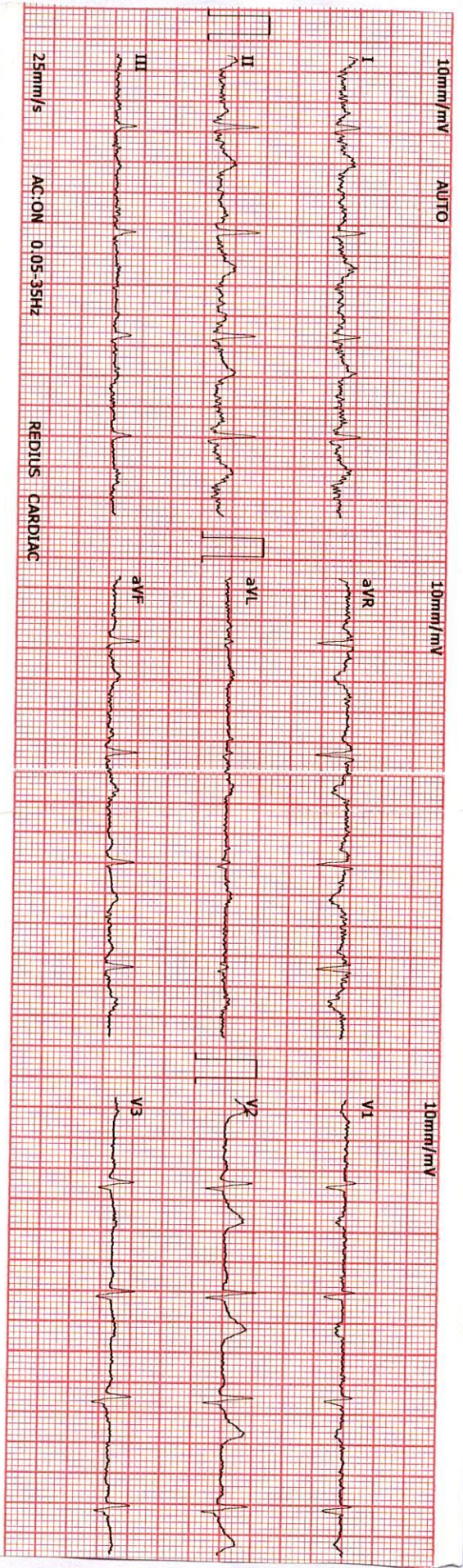
4th Floor, Aqua Corridor, Hazira Road, Adajan Paal, Surat-395009.

0261 2747788

revivaldiagnostics.surat@gmail.com

www.revivaldiagnostics.com

This medical report is not intended for medico-legal purposes.

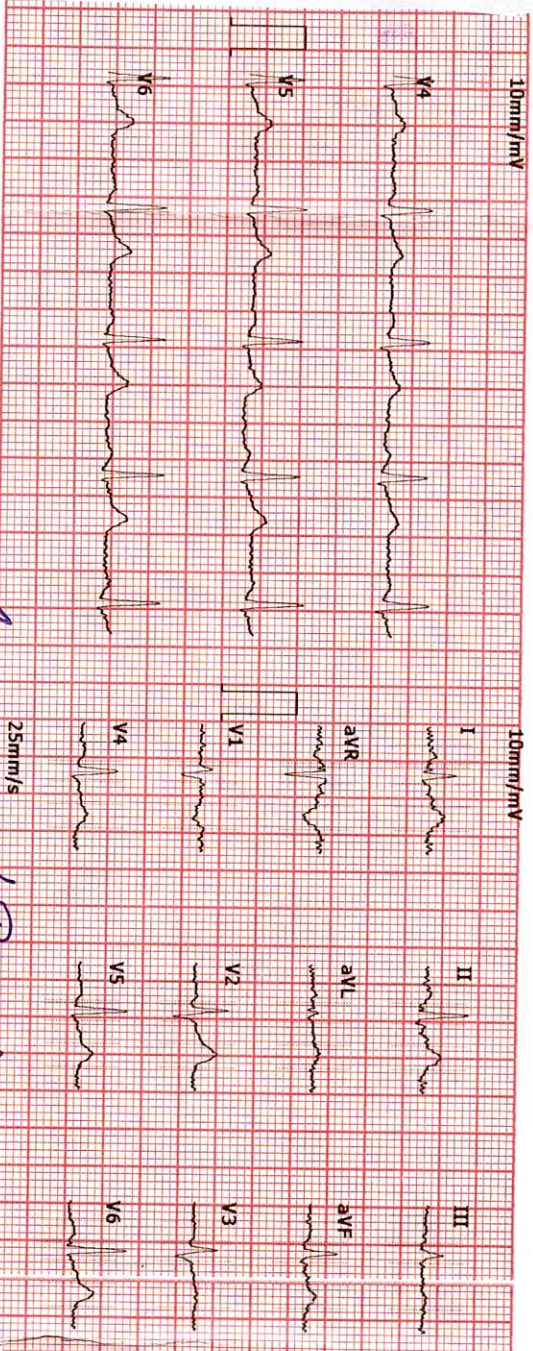


10mm/mV AUTO
25mm/s AC-ON 0.05-35Hz REEJUS CARDIAC

2022-4-23 0:31:28 ID: 00001256

ID Card: _____ Gender: female
 Name: RANJNA
 Age: 29 Height(cm): 161
 Weight(kg): 58 BP(mmHg): /
 HR: _____ bpm 87
 P-R: _____ ms 103
 Q-R-S: _____ ms 86
 QT/QTc: _____ ms 343/413
 P/QRS/T AXES: _____ deg 45/62/45
 RV5/SV1: _____ mV 0.70/0.26
 RV5+SV1: _____ mV 0.96
 *The result must be confirmed by doctor!
 Report Confirmed by: DR ADITI PATEL

← PATEL RANJNA



DR. ADITI PATEL
 M.B.B.S., D. CARD (MUM)
 CLINICAL CARDIOLOGIST
 REG. NO. G-42901

Revival Diagnostic
 401, Aqua Corridor,
 B/s. Star Bazar, Surat-395009,
 Mo. 91062-28601



Name : RANJANA - MAURYA
Age/Sex : 29 Yrs. Female
UHID : 17251
Ref. By Dr. : MEDI WHEEL

Date : 23-Apr-2022 12:05 pm
Receipt No : 588

CBC HAEMOGRAM

PARAMETER	RESULT	UNITS	NORMAL RANGE
Hemoglobin	: 13.8	gm/dL	11.5-16.4
RBC Count	: 4.76	m/c.mm.	3.9-5.6
WBC Count	: 7000	c. mm.	4,000 - 10,000
Platelet Count	: 1.75	c. mm.	1.5 Lac - 5.0 Lac
Blood Indices			
Hematocrit (PCV)	: 42.3	%	36-47 %
MCV	: 88.9	fl	75-96
MCH	: 29.0	pg	27-32
MCHC	: 32.6	g/dL	30-36
RDW	: 12.5	%	11- 16
ESR (WINTORBE)	: 09	mm./hr.	0-30 below the age of 50 yrs.
DIFF WBC Count			
Neutrophils	: 56	%	40-75
Lymphocytes	: 39	%	20-50
Eosinophils	: 03	%	1-6
Monocytes	: 02	%	2-10
Basophils	: 00	%	0-5
Band Form	: 00	%	0-5
Smear Study			
Platelets in Smear	: Adequate		
Malarial Parasites	: Malarial Parasites Not Detected		
Blood Group	: "B"		
RH Factor	: Positive		

Lab Technician/Technologist
Zarna K Gandhi (Msc. Biotech)

Revival Diagnostic

401, Aqua Corridor,
B/s. Star Bazar, Surat-395009.
Ph: 91062-28601

Pathologist
Dr. Mihir Icecreamwala

Operator Name: Zarna K Gandhi Subject to technical limitation Print Date & Time: 23-Apr-2022 12:30:00PM Diagnosis

REVIVAL DIAGNOSTICS



Name : RANJANA - MAURYA
Age/Sex : 29 Yrs./Female
UHID : 17251
Ref. By Dr. : MEDI WHEEL


Date : 23-Apr-2022 12:05 pm
Rec. No : 588

BIOCHEMISTRY

TEST	RESULTS	Unit	REFERENCE RANGE
GGT	: 30	U/L	5 - 50 U/L
SGOT	: 21	U/L	0 - 50 U/L
SGPT	: 26	U/L	0 - 50 U/L
Alkaline Phosphatase	: 78	IU/l	38 - 126 IU/l
Total Bilirubin	: 0.8	mg/dl	0.2 - 1.2 mg/dl
Direct Bilirubin	: 0.3	mg/dl	0.1 - 0.4 mg/dl
Indirect Bilirubin	: 0.5	mg/dl	0.1 - 0.8 mg/dl
Blood Urea Nitrogen (BUN)	: 10	mg/dl	9 - 20 mg/dl
Creatinine	: 0.5	mg/dl	0.5 - 1.5 mg/dl
Uric Acid	: 3.9	mg/dl	2.7 - 7.3 mg/dl
Blood Sugar - F	: 84	mg/dL	70 - 110 mg/dL
Urine Sugar - F	: Absent		
Urine Ketone - F	: Absent		
Blood Sugar- PP	: 117	mg/dL	80 - 140 mg/dL
Urine Sugar - PP	: Absent		
Urine Ketone - PP	: Absent		
Total Protein	: 6.8	gm/dl	6.3 - 8.2 gm/dl
S.Albumin	: 3.9	gm/dl	3.7 - 5.3 gm/dl
Globulin	: 2.9	gm/dl	2.4 - 3.2 gm/dl

Lab Technician/Technologist
Zarna K Gandhi (Msc. Biotech)

Revival Diagnostic
401, Aqua Corridor,
B/s. Star Bazar, Surat-395009.
Mo. 91062-28601


Pathologist
Dr. Mihir Icecreamwala

Operator Name : Zarna Gandhi

Print Date & Time : 23-Apr-2022

Laboratory Test Result are Subject to technical limitation and should be clinically correlate for final diagnosis

REVIVAL DIAGNOSTICS



A/G Ratio

: 1.34

gm/dl

1 - 2.3 gm/dl



Revival Diagnostic
401, Aqua Corridor,
B/s. Star Bazar, Surat-395009.
Mo. 91062-28601

Lab Technician/Technologist
Zarna K Gandhi (Msc. Biotech)


Pathologist
Dr. Mihir Icecreamwala

Operator Name : Zarna Gandhi

Print Date & Time : 23-Apr-2022

Laboratory Test Result are Subject to technical limitation and should be clinically correlate for final diagnosis

📍 4th Floor, Aqua Corridor, Hazira Road, Adajan Paal, Surat-395009.

☎ 0261 2747788

✉ revivaldiagnostics.surat@gmail.com

🌐 www.revivaldiagnostics.com

This medical report is not intended for medico-legal purposes.



Name : RANJANA - MAURYA

Date : 23-Apr-2022

Age/Sex : 29 Yrs. Female

12:05:52PM

UHID : 17251

Receipt No : 588

Ref. By Dr. : MEDI WHEEL

REPORT OF SERUM LIPID PROFILE

Test	Result	Reference Range
Serum Cholesterol	130	Normal : Less than 200 mg / dl Borderline : 200 to 239 mg / dl Undesirable : More than 240 mg / dl
Serum Triglyceride	62	Normal : Less than 150 mg / dl Borderline High : 150 to 199 mg / dl High : 200 - 499 mg / dl Very High : More than 500 mg / dl
Serum HDL - Cholesterol (Good Cholesterol)	43	Desirable : More than 65 mg / dl Borderline : 45 to 65 mg / dl Undesirable : Less than 45 mg / dl
Serum LDL - Cholesterol (Bad Cholesterol)	74.6	Optimal : Less than 100 mg / dl Above Optimal : 100 - 129 mg / dl Borderline High : 130 to 159 mg / dl High : 160 to 189 mg / dl Very High : More than 190 mg / dl
VLDL	12.4	Normal : 5 to 30 mg / dl
Chol. / HDL - Chol. Ratio	3	Low Risk : Less than 3.1 Vedium Risk : 3.1 to 5.9 High Risk : More than 6
LDL / HDL - Chol. Ratio	1.73	Low Risk : Less than 3.55 Medium Risk : 3.55 - 4 High Risk : More than 6

Lab Technician/Technologist
Zarna K Gandhi (Msc. Biotech)

Revival Diagnostic
401, Aqua Corridor,
B/s. Star Bazar, Surat-395009.
No. 91062-28601
Pathologist
Dr. Mihir Icecreamwala

Operator Name: Zarna Gandhi

PrintDate & Time: 23-Apr-2022 01:52:00PM

Laboratory Test Result are Subject to technical limitation and should be clinically correlate for final diagnosis

4th Floor, Aqua Corridor, Hazira Road, Adajan Paal, Surat-395009.

0261 2747788

revivaldiagnostics.surat@gmail.com

www.revivaldiagnostics.com

This medical report is not intended for medico-legal purposes.



Name : RANJANA - MAURYA
Age/Sex : 29 Yrs. / Female
UHID : 17251
Ref. By Dr. : MEDI WHEEL

Date : 23-Apr-2022 12:05 pm
Receipt No : 588

ROUTINE URINE EXAMINATION REPORT

PHYSICAL EXAMINATION :

Quantity : 10 ml
Colour : Pale Yellow
Appearance : Clear
Reaction : Acidic
Specific Gravity : 1.025

CHEMICAL EXAMINATION :

Proteins : Absent
Sugar : Absent
Acetone : Absent
Bile Salts : Absent
Bile Pigments : Absent
Urobilinogen : Normal
O.B.T. : Negative

MICROSCOPIC EXAMINATION :

Pus Cells : 2-3/hpf.
R. B. C. : Absent
Epithelial Cells : 2-3/hpf.
Bacteria : Absent
Casts : Absent
Crystals : Absent
Yeast cell : Absent
Mucus : Absent
Other Findings : NIL

Lab Technician/Technologist
Zarna K Gandhi (Msc. Biotech)

Revival Diagnostic
401, Aqua Corridor,
B/s. Star Bazar, Surat-395009.
Mo. 9106228601

Pathologist
Dr. Mihir Icecreamwala

Laboratory Test Result are Subject to technical limitation and should be clinically correlate for final diagnosis

Operator Name: Zarna Gandhi

Print Date & Time: 23-Apr-2022 12:31:00PM

4th Floor, Aqua Corridor, Hazira Road, Adajan Paal, Surat-395009.

☎ 0261 2747788

✉ revivaldiagnostics.surat@gmail.com

🌐 www.revivaldiagnostics.com

This medical report is not intended for medico-legal purposes.

REVIVAL DIAGNOSTICS



Name : RANJANA - MAURYA

Date : 23-Apr-2022

Age/Sex : 29 Yrs. Female

Receipt No : 588

UHID : 17251

Ref. By Dr. : MEDI WHEEL

REPORT OF GLYCOSYLATED HEMOGLOBIN [HbA1C]

Parameter	Result	Unit	Biological Reference Interval
Hemoglobin A1C(HbA1C)	5.0	%	HbA1C Degree of Glucose Control < 5.6 % Non Diabetics 5.7 - 6.4 % Prediabetics > = 6.5 % Diabetics

(REF : Wallace, 11th Edition)

REMARKS:

- 6 - 7 % Excellent Control
- 7 - 8 % Good Control
- 8 -10 % Unsatisfactory Control
- > 10 % Poor Control

Method : High performance liquid chromatography (HPLC)

MEAN BLOOD GLUCOSE OVER THE PAST 60 DAYS FROM THE HbA1C RESULT : 000 mg/dl

Remarks : GHb test is useful for the long term control and monitoring of diabetes mellitus since it reflects the integration of blood glucose levels during past 4-8 weeks.

Lab Technician/Technologist
Zarna K Gandhi (Msc. Biotech)
Operator Name : Zarna Gandhi

Revival Diagnostic
401, Aqua Corridor,
B/s. Star Bazar, Surat-395009.
No. 91062-28601
Pathologist
Dr. Mihir Icecreamwala
Print Date & Time : 23-Apr-2022 01:51:00PM

Laboratory Test Result are Subject to technical limitation and should be clinically correlate for final diagnosis



Name : RANJANA - MAURYA

Date : 23-Apr-2022 12:05
pm

Age/Sex : 29 Yrs. Female
UHID : 17251

Receipt No : 588

Ref. By Dr. : MEDI WHEEL

THYROID TEST

TEST	RESULT	NORMAL RANGE
T3	0.90	0.87 - 1.78 ng/ml
T4	6.42	4.60 - 13.5 ug/dl
TSH	1.02	0.50 - 5.50 uIU/ml 5.5 to 15 uIU/ml - Suggested Clinical co-relation Or Repeat test with new sample as physiological factors can give falsely high TSH Above 15uIU/ml Hypothyroid PREGNANT WOMEN normal ranges for TSH: 1st Trimester :0.0878 - 2.8293 uIU/ml 2nd Trimester :0.1998 - 2.7915 uIU/ml 3rd Trimester :0.307 - 2.9028 uIU/ml Ref:Tietz Fundamentals of Clinical Chemistry.

Lab Technician/Technologist
Zarna K Gandhi (Msc. Biotech)

Revival Diagnostic
401, Aqua Corridor,
B/S. Star Bazar, Surat-395009.
Dr. Mihir Icecreamwala
No. 91062-28601

Operator Name : Zarna Gandhi

Print Date & Time : 23-Apr-2022 01:53:00PM

Laboratory Test Result are Subject to technical limitation and should be clinically correlate for final diagnosis

📍 4th Floor, Aqua Corridor, Hazira Road, Adajan Paal, Surat-395009.

☎ 0261 2747788

✉ revivaldiagnostics.surat@gmail.com

🌐 www.revivaldiagnostics.com

This medical report is not intended for medico-legal purposes.

REVIVAL DIAGNOSTICS



Name : RANJANA - MAURYA
Age/Sex : 29 Yrs. Female
UHID : 17251
Ref. By Dr : MEDI WHEEL

Date : 23-Apr-2022
Rec No : 588

ECG

Test	Observed Value	Biological Reference Interval
------	----------------	-------------------------------

ECG

1. The rhythm is sinus.
2. Heart rate is 87 beats per minute.
3. Normal P,QRS,T wave axis.
4. Normal PR,QRS,Q.T. Duration.
5. No pathological q wave or ST-T changes seen.
6. No evidence of chamber hypertrophy or enlargement seen.

IMPRESSION : ECG WITHIN NORMAL LIMITS

DR. ABITI PATEL
M.B.B.S., D. CARD (MUM)
CLINICAL CARDIOLOGIST
REG.NO.G-42901

Revival Diagnostic
401, Aqua Corridor,
B/s. Star Bazar, Surat-395009.
Mo. 91062-28601

Laboratory Test Result are Subject to technical limitation and should be clinically correlate for final diagnosis

📍 4th Floor, Aqua Corridor, Hazira Road, Adajan Paal, Surat-395009.

☎ 0261 2747788

✉ revivaldiagnostics.surat@gmail.com

🌐 www.revivaldiagnostics.com

This medical report is not intended for medico-legal purposes.

REDIUS DIAGNOSTICS

Summary

4TH FLOOR, AQUA CORRIDOE, NEAR STAR BAZAR, ADAJAN- 395009, SURAT

7557/RANJANA MAURYA 30 Yrs/Female 58 Kg/161 Cms

Date: 23-Apr-2022 11:19:53 PM

Ref. By : MEDI WHEEL

Protocol : BRUCE

Objective : FOR TESTING PURPOSE ONLY



Stage	StageTime (Min:Sec)	PhaseTime (Min:Sec)	Speed (kmph)	Grade (%)	METS	H.R. (bpm)	B.P. (mmHg)	R.P.P. (x100)	PVC	Comments
Supine					1.0	82	116/70	95	-	
Standing					1.0	77	116/70	89	-	
HV					1.0	77	116/70	89	-	
EXStart					1.0	89	116/70	103	-	
Stage 1	3:00	3:01	2.7	10.0	4.6	138	120/80	165	-	
Stage 2	3:00	6:01	4.0	12.0	7.0	156	140/80	218	-	
PeakX	0:37	6:38	5.5	14.0	7.7	169	165/90	278	-	
Recovery	1:00		0.0	0.0	1.1	130	165/90	214	-	
Recovery	2:00		0.0	0.0	1.0	106	130/80	137	-	
Recovery	3:00		0.0	0.0	1.0	114	130/80	148	-	
Recovery	3:04		0.0	0.0	1.0	102	110/80	112	-	
Recovery					0.0	0	---/---	0	-	

Handwritten signature: Pankaj

Medication : Nil

History : Nil

Test End Reason : Test Complete

Findings :

The patient exercised according to BRUCE for 6:38, achieving a work level of Max METS:7.7. Resting heart rate initially 82 bpm, rose to a max. heart rate of 169 bpm which represents 89% of maximum age predicted heart rate. Resting blood pressure 116/70 mmHg, rose to a maximum blood pressure of 165/90 mmHg. The exercise stress test was stopped due to Test Complete

Parameters :

- Exercise Time : 6:38 minutes
- Max HR attained : 169 bpm 89% of Max Predictable HR 190
- Max BP : 165/90(mmHg)
- Workload attained : 7.7 (Fair Effort Tolerance)
- NO significant ST segment changes noted during exercise or recovery.
- NO Angina/Arrhythmia/S3/murmur
- Final Impression : Test is negative for inducible ischaemia.

Advice/Comments:

Revival Diagnostic
 401, Aqua Corridor,
 B/S. Star Bazar, Surat-395009,
 No. 91062-28601

DR. ADITI PATEL
 M.B.B.S. D. CARD (MUM)
 CLINICAL CARDIOLOGIST
 REG.NO.G-42901

HR: 83 bpm

MTS: 1.0

BP: 116/70

MPHR: 43% of 190

Speed: 0.0 kmph

Grade: 0.0%

Raw ECG

BRUCE

(1.0-100)Hz

Ex Time 00:32

BLC : 0h

Notch : 0h

SUPINE

10.0 mm/mY

25 mm/Sec.

Baseline

Current






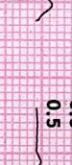
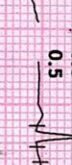

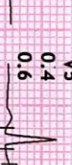
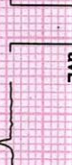

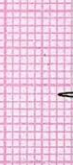
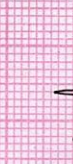



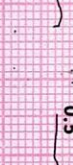

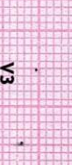
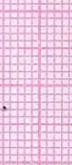
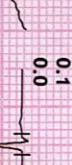

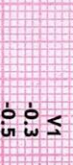
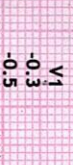
80ms Post J

Current Raw Rhythm

Baseline

Current

Current Raw Rhythm



REDIUS DIAGNOSTICS

12 Lead + Comparison

4TH FLOOR, AQUA CORRIDOE, NEAR STAR BAZAR, ADAJAN- 395009, SURAT

7557/RANJANA MAURYA
30 Yrs/Female
58 Kg/161 Cms

Date: 23-Apr-2022 11:19:53 PM

HR: 76 bpm

METS: 1.0

BP: 116/70

MPHR: 40% of 190

Speed: 0.0 kmph

Grade: 0.0%

Raw ECG

BRUCE

(1.0-100)Hz

Ex Time 00:48

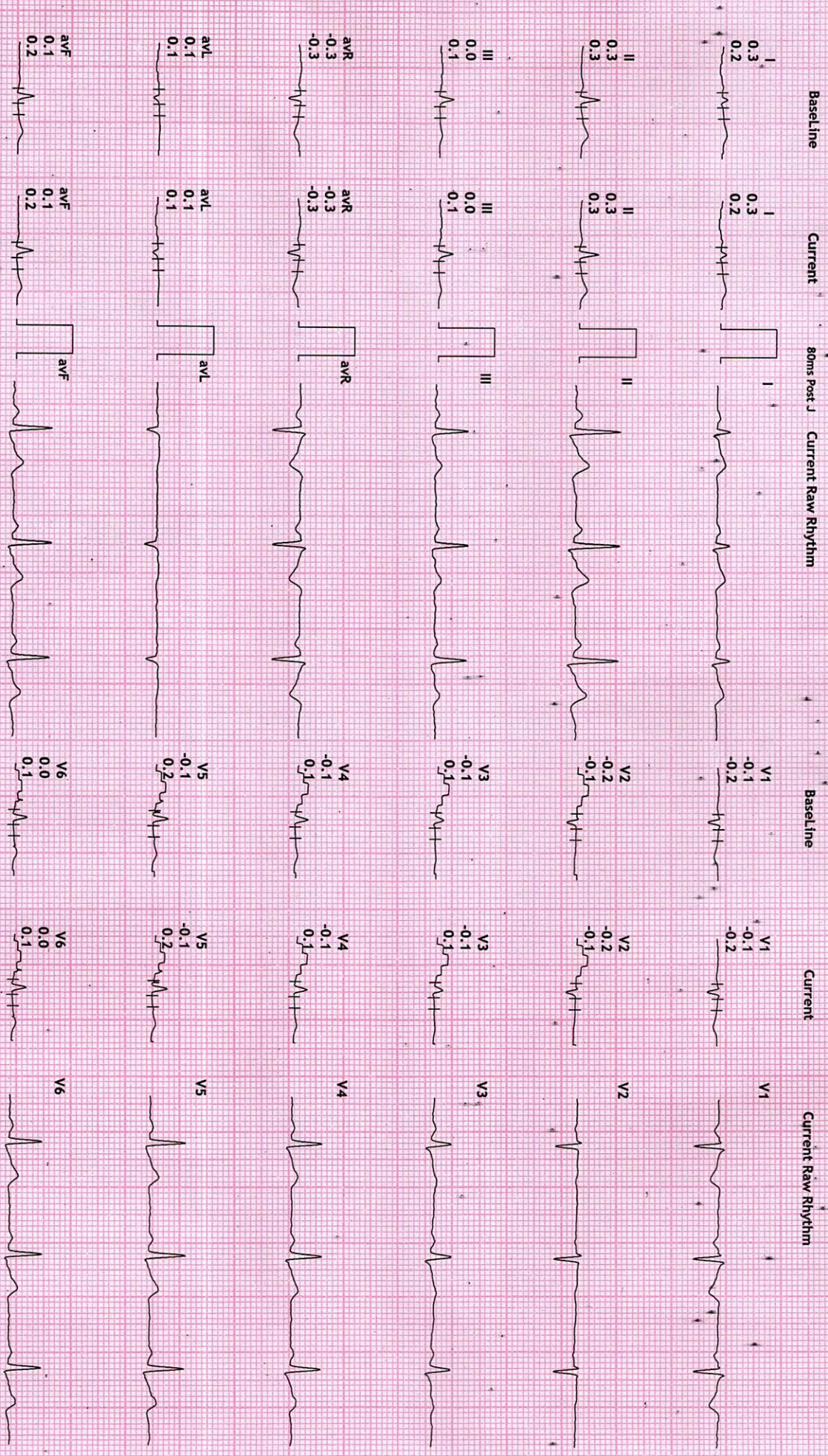
BLC : On

Notch : On

STANDING

10.0 mm/mv

25 mm/Sec



REDIUS DIAGNOSTICS

4TH FLOOR, AQUA CORRIDOE, NEAR STAR BAZAR, ADAJAN- 395009, SURAT

7557/RANJANA MAURVA

30 Yrs/Female

58 Kg/161 Cms

Date: 23-Apr-2022 11:19:53 PM

12 Lead + Comparison

HR: 78 bpm

METS: 1.0

BP: 116/70

MPHR: 41% of 190

Speed: 0.0 kmph

Grade: 0.0%

Raw ECG

BRUCE

(1.0-100)Hz

Ex Time 01:02

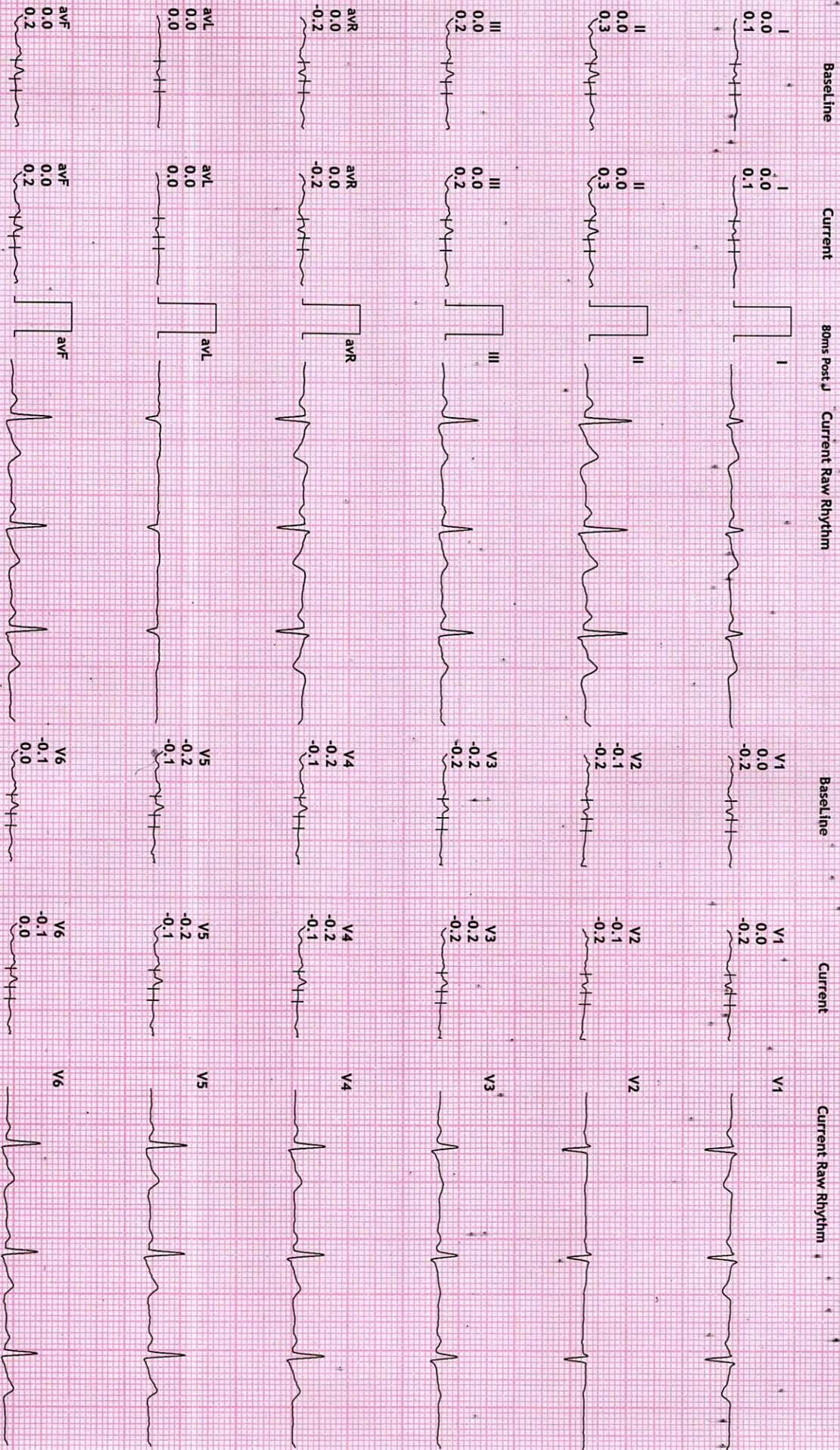
BLC : On

Notch : On

HV

10.0 mm/mV

25 mm/Sec.



REDIUS DIAGNOSTICS

12 Lead + Comparison

4TH FLOOR, AQUA CORRIDOE, NEAR STAR BAZAR, ADAJAN- 395009, SURAT

7557/RANJANA MAURVA

30 Yrs/Female

58 Kg/161 Cms

Date: 23-Apr-2022 11:19:53 PM

HR: 87 bpm

METS: 1.0

BP: 116/70

MPHR: 45% of 190

Speed: 0.0 kmph

Grade: 0.0%

Raw ECG

BRUCE

(1.0-100)Hz

Ex Time 00:00

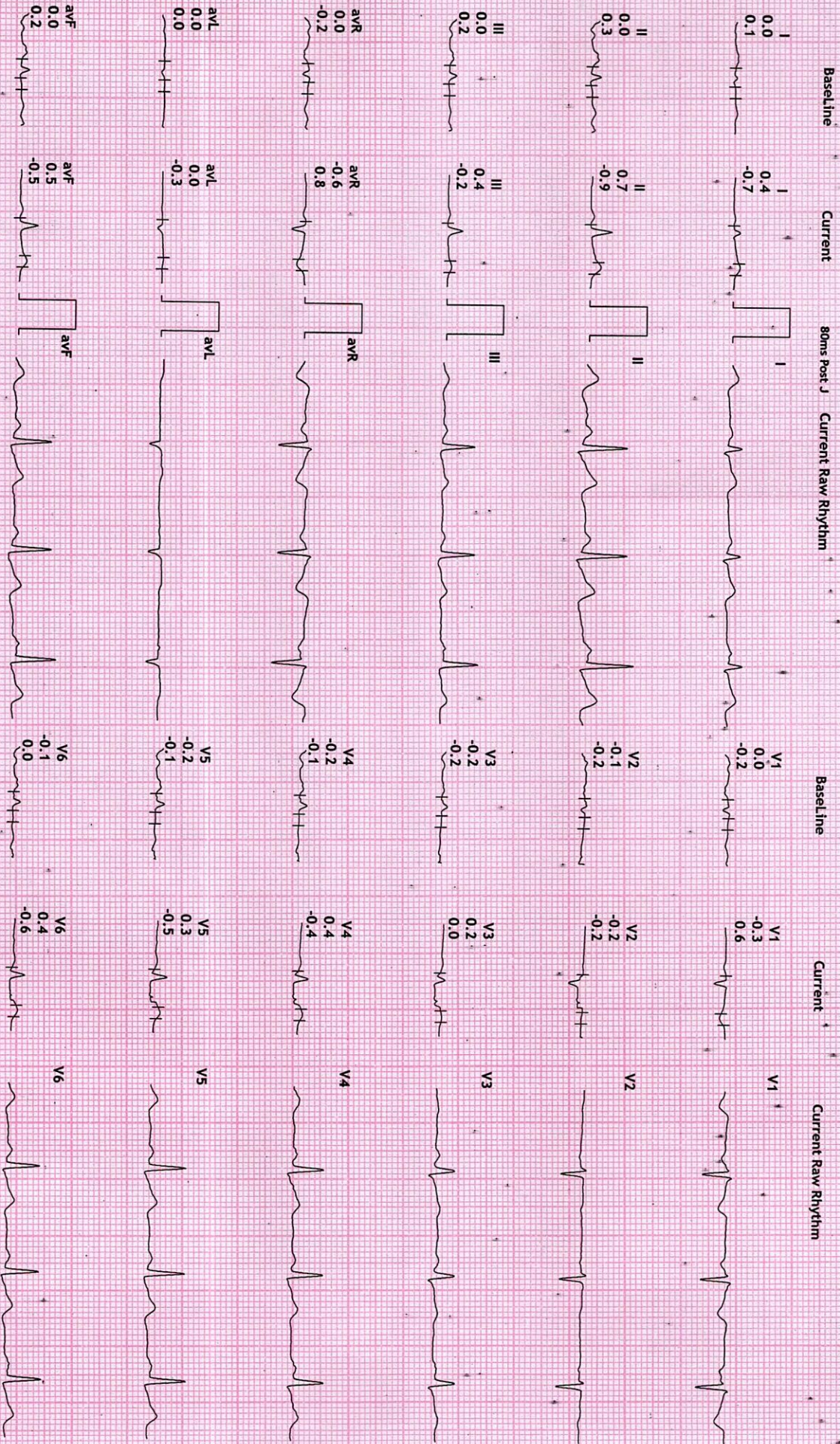
BLC : On

Notch : On

ExStt

10.0 mm/ny

25 µm/Sec.



REDIUS DIAGNOSTICS

4TH FLOOR, AQUA CORRIDOE, NEAR STAR BAZAR, ADAJAN- 395009, SURAT

7557/RANJANA MAURVA

30 Yrs/Female

58 Kg/161 Cms

Date: 23-Apr-2022 11:19:53 PM

12 Lead + Comparison

HR: 138 bpm

MEETS: 4.6

BP: 120/80

MPHR: 72% of 190

Speed: 2.7 kmph

Grade: 10.0%

Raw ECG

BRUCE

(1.0-100)Hz

Ex Time 03:00

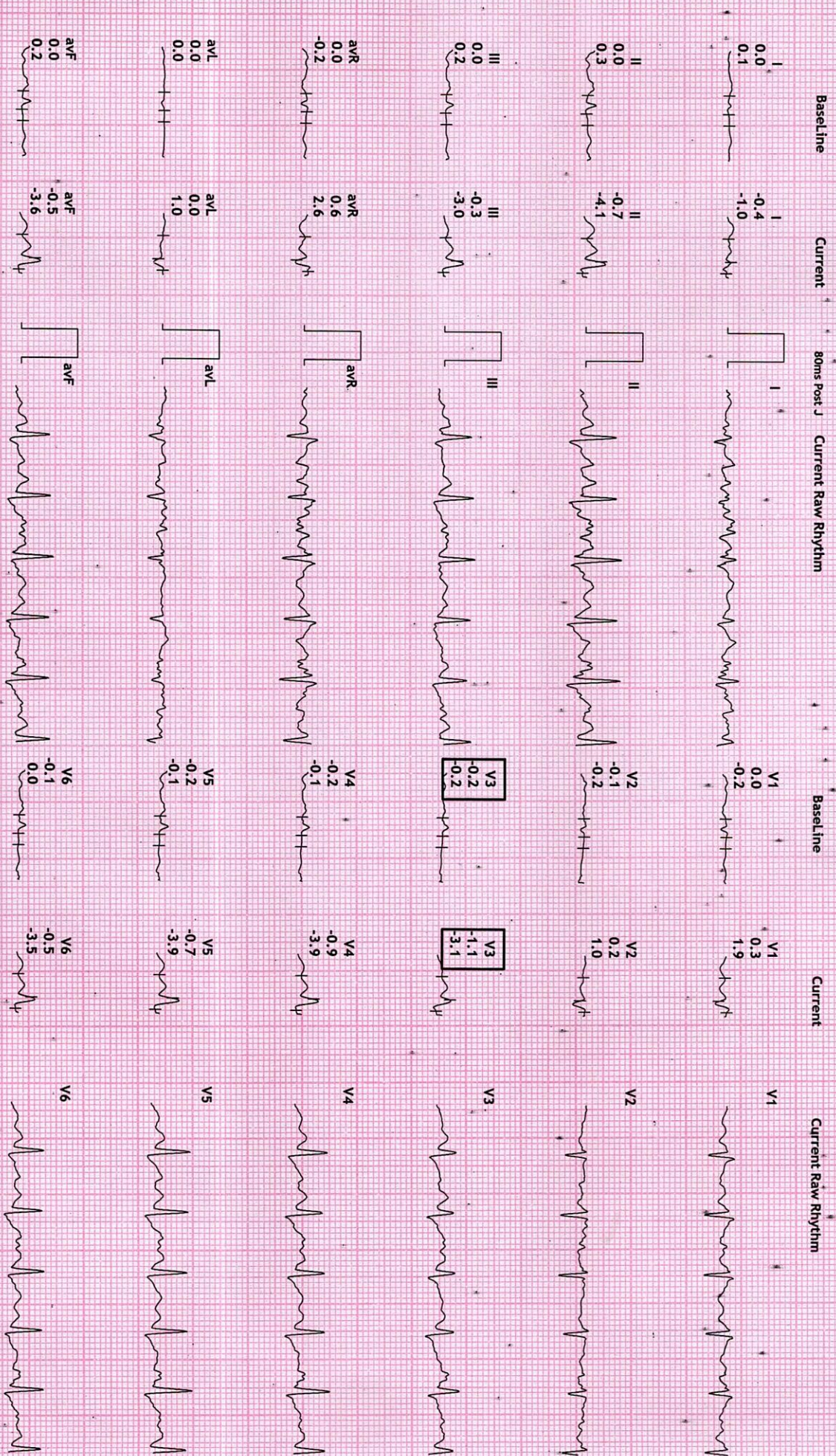
BLC : On

Notch : On

Stage 1 (03:00

10.0 mm/mV

25 mm/Sec.



REDIUS-DIAGNOSTICS

4TH FLOOR, AQUA CORRIDOE, NEAR STAR BAZAR, ADAJAN- 395009, SURAT

7557/RANJANA MAURVA

30 Yrs/Female

58 Kg/161 Cms

Date: 23-Apr-2022 11:19:53 PM

12 Lead + Comparison

HR: 156 bpm

MEETS: 7.0

BP: 140/80

MPHR:82% of 190

Speed: 4.0 kmph

Grade: 12.0%

Raw ECG

BRUCE

(1.0-100)Hz

Ex Time 06:00

BLC :On

Notch :On

Stage 2 (03:00

10.0 mm/mV

25 mm/Sec.



Baseline

Current

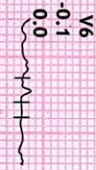


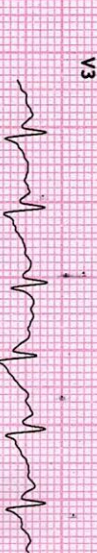
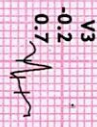
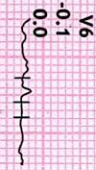
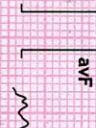

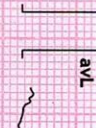
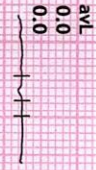

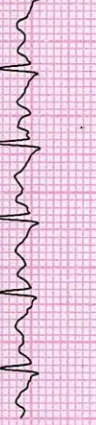
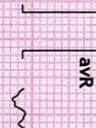

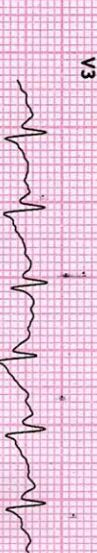
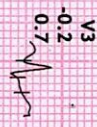
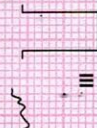
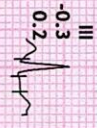
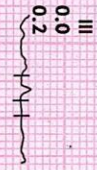
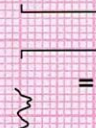
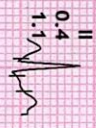
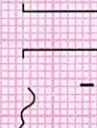

80ms Post J

Current Raw Rhythm

Baseline

Current

Current Raw Rhythm



REDIUS DIAGNOSTICS

4TH FLOOR, AQUA CORRIDOE, NEAR STAR BAZAR, ADAJAN- 395009, SURAT

12 Lead + Comparison

7557/RANJANA MAURPA
30 Yrs/Female
58 Kg/161 Cms
Date: 23-Apr-2022 11:19:53 PM

HR: 169 bpm
METs: 7.7
BP: 165/90

MPPHR: 88% of 190
Speed: 5.5 kmph
Grade: 14.0%

Raw ECG
BRUCE
(1.0-100)HZ

Ex Time 06:37
BLC :On
Notch :On

PeakEx
10.0 mm/mv
25 mm/Sec.



Baseline

Current

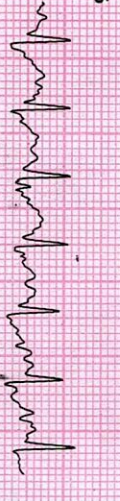
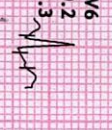
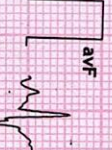
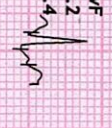
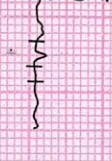

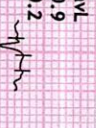
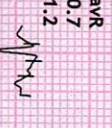
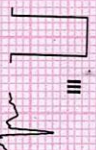
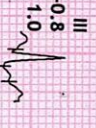
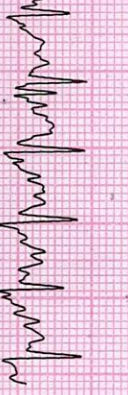
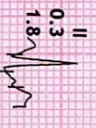
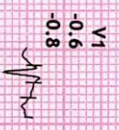
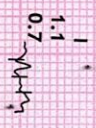
80ms Post J

Current Raw Rhythm

Baseline

Current

Current Raw Rhythm



REDIUS DIAGNOSTICS

4TH FLOOR, AQUA CORRIDOE, NEAR STAR BAZAR, ADAJAN - 395009, SURAT

12 Lead + Comparison

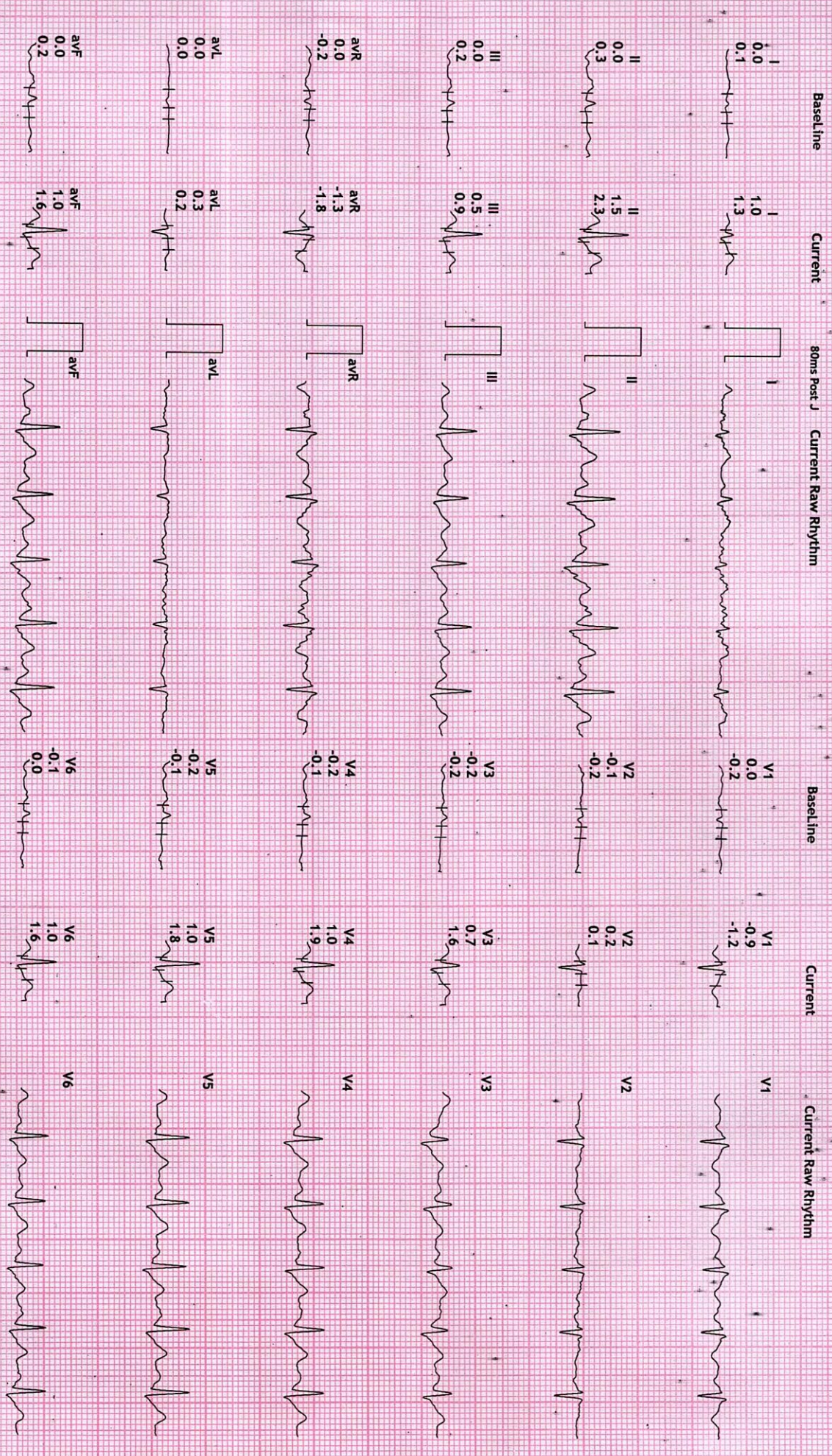
7557/RANJANA MAURYA
30 Yrs/Female
58 Kg/161 Cms
Date: 23-Apr-2022 11:19:53 PM

HR: 130 bpm
METS: 1.0
BP: 165/90
MPHR: 68% of 190
Speed: 0.0 kmph
Grade: 0.0%

Raw ECG
BRUCE
(1.0-100)Hz

Ex Time 06:37
BLC : On
Notch : On

Recovery : (01
10.0 mm/mv
25 mm/Sec.



REDIUS DIAGNOSTICS

4TH FLOOR, AQUA CORRIDOE, NEAR STAR BAZAR, ADAJAN- 395009, SURAT

12 Lead + Comparison

7557/RANJANA MAURYA
30 Yrs/Female
58 Kg/161 Cms

HR: 106 bpm
METs: 1.0
BP: 130/80

MPHR: 55% of 190
Speed: 0.0 kmph
Grade: 0.0%

Raw ECG
BRUCE
(1.0-100)HZ

Ex Time 06:37
BLC : 0n
Notch : 0n

Recovery : (02)
10.0 mm/mV
25 mm/Sec.



Baseline

Current

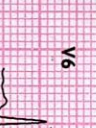
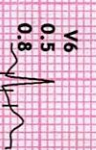
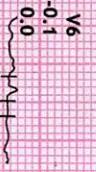
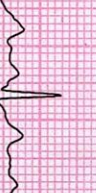
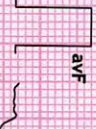
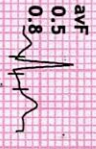
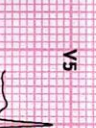
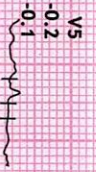
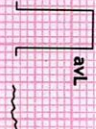
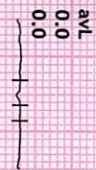
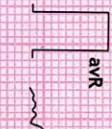
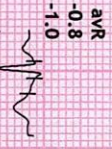
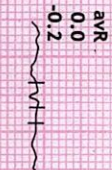
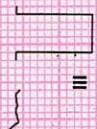
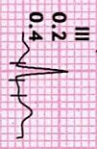
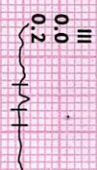
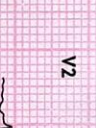
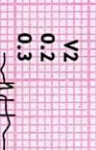
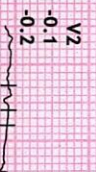
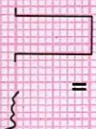
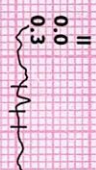
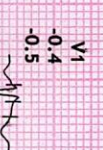
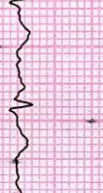
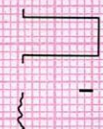
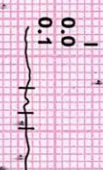
80ms Post J

Current Raw Rhythm

Baseline

Current

Current Raw Rhythm



DR. ADITI PATEL

REDIUS DIAGNOSTICS

4TH FLOOR, AQUA CORRIDOE, NEAR STAR BAZAR, ADAJAN- 395009, SURAT

7557/RANJANA MAURYA

30 Yrs/Female

58 Kg/161 Cms

Date: 23-Apr-2022 11:19:53 PM

12 Lead + Comparison

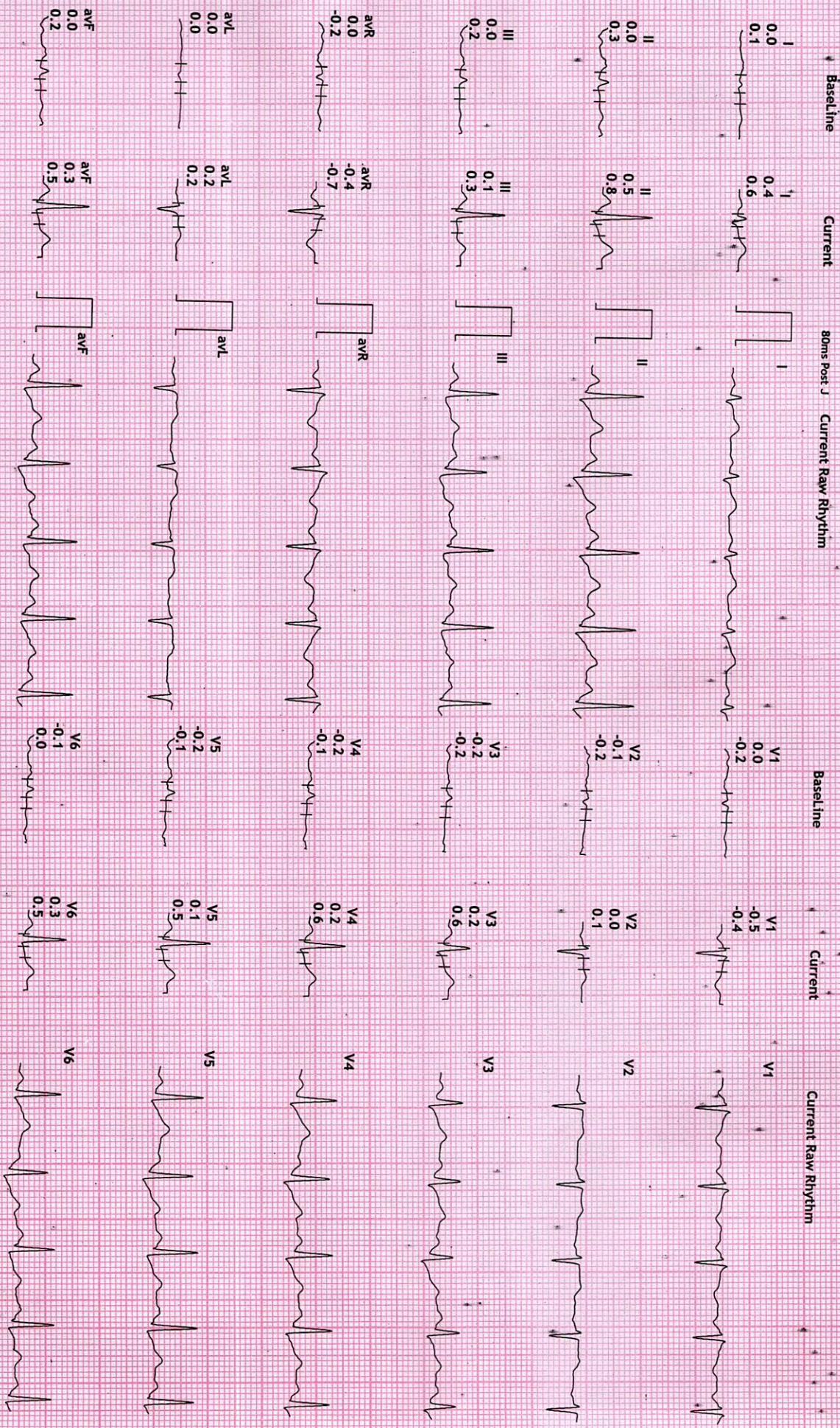
HR: 114 bpm
METs: 1.0
BP: 130/80

MPHR: 60% of 190
Speed: 0.0 kmph
Grade: 0.0%

Raw ECG
BRUCE
(1.0-100)Hz

Ex Time 06:37
BLC :0h
Notch :0h

Recovery : (03
10.0 mm/mV
25 mm/Sec.





NAME	RANJANA MOURYA	DATE	23-Apr-22
REFERRED BY	MEDI WHEEL	AGE / SEX	30 YRS / F

Thanks for the reference

USG ABDOMEN AND PELVIS

LIVER: is normal in size and shows homogenous echotexture.

No evidence of intrahepatic biliary radicles dilatation / focal space occupying lesion.

The portal vein and common bile duct shows normal caliber.

GALL BLADDER: is distended and shows smooth walls. Wall thickness is normal.

No evidence of sludge / calculus. No evidence of pericholecystic collection.

SPLEEN: Is normal in size and shows normal echo pattern.

PANCREAS: shows normal echo anatomy and its relationship with splenic vein is normal.

KIDNEYS: Both the kidneys are normal in size, shape and location and show normal cortico-medullary differentiation.

Right kidney measures- 9.5 X 4.2 cms.

Left kidney measures- 9.6 X 4.3 cms.

No evidence of hydronephrosis or calculus.

URINARY BLADDER: is distended with smooth walls.

No evidence of diverticulum or calculus.

UTERUS: is anteverted and shows normal endometrial echo reflectivity.

OVARY: Both ovaries are normal in size and appear normal.

No evidence of ascites or pleural effusion.

Fluid and gas filled bowel loops with normal wall thickness and peristalsis noted.

IMPRESSION:

No significant abdominal pathology noted...

Dr. Chirag K. Patel

MBBS-DMPD

Reg. No. G-23509

DR. CHIRAG K. PATEL

Revival Diagnostics

4th Floor, Aqua Corridor,

Nr. Star Bazar, Hazira Main Road,

Adajan, Surat-395009.

Mo. 97266 726683

Laboratory Test Result are Subject to technical limitation and should be clinically correlate for final diagnosis

4th Floor, Aqua Corridor, Hazira Road, Adajan Paal, Surat-395009.

0261 2747788

revivaldiagnostics.surat@gmail.com

www.revivaldiagnostics.com

This medical report is not intended for medico-legal purposes.



23/04/22 9:18 am
Adajan
Surat
Gujarat
ranjana ben

R

NAME : RANJANA MAURYA
AGE :29 YRS / FEMALE
REF BY : MEDI WHEEL



Dr.
No. 584
/



Name : RANJANA - MAURYA
Age/Sex : 29 Yrs. Female
UHID : 17251
Ref. By Dr : MEDI WHEEL

Date : 23-Apr-2022
Rec No : 588

CHEST RADIOGRAPH-PA VIEW

Hilar shadows are within normal limits.

Pulmonary vasculature appears normal.

Cardiac appears normal in size.

Both domesh of the diaphragm are smooth.

Both costophrenic recesses are clear.

Both lung fields appear normal.

Visualized bones and soft tissue shadows appear normal.

IMPRESSION:

NORMAL STUDY.

Dr. Chirag K. Patel
MBBS-DMPD
Reg. No. G-23509
DR. CHIRAG K PATEL
Revival Diagnostic
RADIOLOGIST
4th Floor, Aqua Corridor,
Nr. Star Bazar, Hazira Main Road,
Adajan, Surat-395009.
Mo. 97266 725883

Laboratory Test Result are Subject to technical limitation and should be clinically correlate for final diagnosis



भारतीय विशिष्ट पहचान प्राधिकरण

Unique Identification Authority of India

पता:

संबोधित: रामआसरे, घर/निर्माण:
133, सड़क/मार्ग/गली: हरी ओम
नगर, स्थान चिह्न: पोलीस बस्ती के
पास, स्थान: बामरोली रोड पांडेसरा,
गांव/कस्बा/शहर: सूरत नगर, जिला:
सूरत, पोस्ट ऑफिस: फतेहनागर,
राज्य: गुजरात, पिन कोड: 394220

Address:

D/O: Ramashre, House/Bldg./Apt.:
133, Street/Road/Lane: hari om
nagar, Landmark: near police
colony, Area/Locality/Sector:
bamroli road pandesra,
Village/Town/City: Surat City,
District: Surat, P.O.: Fatehnagar,
State: Gujarat, PinCode: 394220



1947
1800 300 1947



help@uidai.gov.in

5984 4785 5225

WWW

www.uidai.gov.in



भारत सरकार

Government of India



रंजना मौर्या

Ranjana Maurya

जन्म तिथि / DOB : 15/02/1992

महिला / Female



5984 4785 5225

आधार - आम आदमी का अधिकार