

Patient Name : **MS. KALODE MEGHNA AMIT**
Patient ID : 40349
Age / Sex : 37 years / Female
Referred by : MEDIWHEEL
Bill ID : 67010

Collected : Aug 13, 2022, 09:17 a.m.
Reported : Aug 13, 2022, 03:52 p.m.
Sample ID :



187830

Test Description	Results	Units	Biological Reference Range
------------------	---------	-------	----------------------------

ULTRASENSITIVE THYROID STIMULATING HORMONE (TSH)

Sample Type : Serum

Ultrasensitive Thyroid Stimulative Hormone (TSH) [CLIA]	2.31	μIU/mL	0.3- 4.5 1st trimester - 0.1 - 2.5μIU/mL 2nd trimester - 0.2 - 3μIU/mL 3rd trimester - 0.3 - 3μIU/mL
---	------	--------	---

Clinical Significance :-

1. Serum TSH concentrations exhibit a diurnal variation with the peak occurring during the night.
2. Useful for: Screening for thyroid dysfunction and detecting mild (subclinical), as well as overt, primary hypo- or hyperthyroidism in ambulatory patients.
3. Monitoring patients on thyroid replacement therapy.
4. Confirmation of thyroid-stimulating hormone (TSH) suppression in thyroid cancer patients on thyroxine suppression therapy.
5. Prediction of thyrotropin-releasing hormone-stimulated TSH response.

****END OF REPORT****



Dr. Sudhamani S. MD
Consultant Pathologist
Reg. No. : 90461

Patient Name : **MS. KALODE MEGHNA AMIT**
Patient ID : 40349
Age / Sex : 37 years / Female
Referred by : MEDIWHEEL
Bill ID : 67010

Collected : Aug 13, 2022, 09:17 a.m.
Reported : Aug 13, 2022, 03:52 p.m.
Sample ID :



Test Description	Results	Units	Biological Reference Range
<u>FASTING BLOOD SUGAR</u>			
Sample Type : Flouride R			
Fasting Blood Sugar [GOD - POD]	100.0	mg/dl	Normal : 70 - 99 mg/dl impaired Tolerance : 100 - 125mg/dl Diabetes Mellitus : >126 mg/dl
Technique :-	Fully Automated Biochemistry Analyser ERBA EM-200		

END OF REPORT



Dr. Sudhamani S. MD
Consultant Pathologist
Reg. No. : 90461

Patient Name : **MS. KALODE MEGHNA AMIT**
Patient ID : 40349
Age / Sex : 37 years / Female
Referred by : MEDIWHEEL
Bill ID : 67010

Collected : Aug 13, 2022, 09:17 a.m.
Reported : Aug 13, 2022, 03:52 p.m.
Sample ID :



Test Description	Results	Units	Biological Reference Range
------------------	---------	-------	----------------------------

POST PRANDIAL BLOOD SUGAR

Sample Type : Flouride PP

Post Prandial Blood Sugar [GOD - POD]	109.20	mg/dl	110-180
--	---------------	-------	---------

Technique :- Done On Fully Automated Biochemistry Analyser ERBA EM-200

****END OF REPORT****



Dr. Sudhamani S. MD
Consultant Pathologist
Reg. No. : 90461

Patient Name : **MS. KALODE MEGHNA AMIT**
Patient ID : 40349
Age / Sex : 37 years / Female
Referred by : MEDIWHEEL
Bill ID : 67010

Collected : Aug 13, 2022, 09:17 a.m.
Reported : Aug 13, 2022, 03:52 p.m.
Sample ID :



187830

Test Description	Results	Units	Biological Reference Range
------------------	---------	-------	----------------------------

BLOOD GROUP

Sample Type : EDTA / Whole Blood

ABO Grouping

"B"

Rh Grouping

POSITIVE


Note:

These report is for information purpose only. Blood group needs to be reconfirmed at the time of cross matching for blood transfusion.

****END OF REPORT****

Dr. Sudhamani S. MD
Consultant Pathologist
Reg. No. : 90461

Patient Name : **MS. KALODE MEGHNA AMIT**
Patient ID : 40349
Age / Sex : 37 years / Female
Referred by : MEDIWHEEL
Bill ID : 67010

Collected : Aug 13, 2022, 09:17 a.m.
Reported : Aug 13, 2022, 03:52 p.m.
Sample ID : 
187830

Test Description	Results	Units	Biological Reference Range
------------------	---------	-------	----------------------------

LIPID PROFILE

Sample Type : Serum

TOTAL CHOLESTEROL [CHOD-PAP]	193.80	mg/dL	Desirable : <200 mg/dl Borderline : 200 - 239mg/dl High : >240 mg/dl
TRIGLYCERIDES [Glycerol Phosphate Oxidase]	100.60	mg/dL	Desirable : <150 mg/dl Borderline : 150 - 199mg/dl High : >200mg/dl
HDL CHOLESTEROL [Direct]	58.90	mg/dL	Desirable : >40 mg/dl Borderline Risk : 35 mg/dl High Risk : <30 mg/dl
LDL CHOLESTEROL [Calculated]	114.78	mg/dL	Desirable : <100 mg/dl Borderline : 130 - 160mg/dl High : >160mg/dl
VLDL Cholesterol [Calculated]	20.12	mg/dL	Desirable : <26 mg/dl Borderline : >30 mg/dl
Total Chol / HDL Chol Ratio [Calculated]	3.29	mg/dL	Desirable : <5 %
LDL / HDL Ratio [Calculated]	1.95		1.00 - 3.55
NON-HDL CHOLESTEROL [Calculated]	134.90	mg/dL	Desirable : <130 mg/dl Borderline : 160 - 189 mg/dl High : >220 mg/dl

Technique: Fully Automated Biochemistry Analyser ERBA EM-200.

****END OF REPORT****

Dr. Sudhamani S. MD
Consultant Pathologist
Reg. No. : 90461

Patient Name : **MS. KALODE MEGHNA AMIT**
Patient ID : 40349
Age / Sex : 37 years / Female
Referred by : MEDIWHEEL
Bill ID : 67010

Collected : Aug 13, 2022, 09:17 a.m.
Reported : Aug 13, 2022, 03:52 p.m.
Sample ID :



187830


Test Description	Results	Units	Biological Reference Range
<u>GLYCOCYLATED HAEMOGLOBIN</u>			
Sample Type : EDTA / Whole Blood			
Glycocyated Haemoglobin (HbA1c) [Tosoh HPLC]	5.7	%	<5.7%NON DIABETIC 5.7-6.4% PRE-DIABETIC >6.5% DIABETIC <7.0% GOAL FOR DIABETIC ON TREATMENT
MEAN BLOOD GLUCOSE	116.89	mg/dL	116.89 - 154.2

END OF REPORT



Dr. Sudhamani S. MD
Consultant Pathologist
Reg. No. : 90461

Patient Name : **MS. KALODE MEGHNA AMIT**
Patient ID : 40349
Age / Sex : 37 years / Female
Referred by : MEDIWHEEL
Bill ID : 67010

Collected : Aug 13, 2022, 09:17 a.m.
Reported : Aug 13, 2022, 03:52 p.m.
Sample ID : 
187830

Test Description	Results	Units	Biological Reference Range
------------------	---------	-------	----------------------------

URINE ANALYSE REPORT

Sample Type : Urine

PHYSICAL EXAMINATION

COLOUR	Pale Yellow		
APPEARANCE	Clear		
REACTION (PH)	6.0		5.0-7.5
SPECIFIC GRAVITY	1.010		1.010 - 1.030
ALBUMIN	Absent		
GLUCOSE	Absent		
BLOOD (U)	Absent		
BILE PIGMENTS	Negative		
BILE SALTS	Absent		
KETONE	Negative		
LEUKOCYTES	Absent		
NITRITE	Absent		
UROBILINOGEN	Negative		

MICROSCOPY


PUS CELLS/hpf	1-2		
RBCs/hpf	Absent		
EPI.CELLS/hpf	1-2		
CASTS	Absent		
CRYSTALS	Absent		
BACTERIA	Absent		
Other	Absent		

END OF REPORT



Dr. Sudhamani S. MD
Consultant Pathologist
Reg. No. : 90461

Patient Name : **MS. KALODE MEGHNA AMIT**
Patient ID : 40349
Age / Sex : 37 years / Female
Referred by : MEDIWHEEL
Bill ID : 67010

Collected : Aug 13, 2022, 09:17 a.m.
Reported : Aug 13, 2022, 03:52 p.m.
Sample ID : 
187830

Test Description	Results	Units	Biological Reference Range
------------------	---------	-------	----------------------------

LIVER FUNCTION TEST

Sample Type : Serum

TOTAL BILIRUBIN [DIAZO]	0.45	mg/dl	0.3-1.3 mg/dl
BILIRUBIN-DIRECT [DIAZO]	0.22	mg/dl	0.1-0.4 mg/dl
BILLIRUBIN-INDIRECT [CALCULATED]	0.23	mg/dl	0.1-0.9 mg/dl
S.G.O.T. (AST) [IFCC without Pyridoxal Phosphate]	17.40	IU/L	5-40 IU/L
S.G.P.T.(ALT) [IFCC without Pyridoxal Phosphate]	6.80	IU/L	5-40 IU/L
ALKALINE PHOSPHATASE [Amino Methyl Propanol (AMP)]	69.00	IU/L	44-147 IU/L
TOTAL PROTEINS [BIURET]	7.02	IU/L	6.0 - 8.5 g/dL
ALBUMIN [BROMO CRESOL GREEN (BCG)]	3.90	g/dl	3.5-5.0 g/dl
GLOBULIN [CALCULATED]	3.12	gm%	2.3-3.5 gm%
ALBUMIN/GLOBULIN RATIO [CALCULATED]	1.25		
GAMMA GT	12.0	U/L	0 - 45

Technique : Fully Automated Biochemistry Analyser ERBA EM-200

****END OF REPORT****

Dr. Sudhamani S. MD
Consultant Pathologist
Reg. No. : 90461

Patient Name : **MS. KALODE MEGHNA AMIT**
Patient ID : 40349
Age / Sex : 37 years / Female
Referred by : MEDIWHEEL
Bill ID : 67010

Collected : Aug 13, 2022, 09:17 a.m.
Reported : Aug 13, 2022, 03:52 p.m.
Sample ID :



187830

Test Description	Results	Units	Biological Reference Range
------------------	---------	-------	----------------------------

SR. URIC ACID

Sample Type : Serum

Uric Acid [Uricase - POD]	3.70	mg/dl	2.5 - 6.8
---------------------------------------	------	-------	-----------

Technique :- Done On Fully Automated Biochemistry Analyser ERBA EM-200.

****END OF REPORT****

Dr. Sudhamani S. MD
Consultant Pathologist
Reg. No. : 90461

Patient Name : **MS. KALODE MEGHNA AMIT**
Patient ID : 40349
Age / Sex : 37 years / Female
Referred by : MEDIWHEEL
Bill ID : 67010

Collected : Aug 13, 2022, 09:17 a.m.
Reported : Aug 13, 2022, 03:52 p.m.
Sample ID :



187830

Test Description	Results	Units	Biological Reference Range
------------------	---------	-------	----------------------------

CREATININE

Sample Type : Serum

Creatinine	0.64	mg/dl	0.40 - 1.40
-------------------	------	-------	-------------

[Enzymatic]

Formula Estimated GFR Calculate By COCROFT GAULT Formula.

Technique :- Done On Fully Automated Biochemistry Analyser ERBA EM-200

****END OF REPORT****

Dr. Sudhamani S. MD
Consultant Pathologist
Reg. No. : 90461

Patient Name : **MS. KALODE MEGHNA AMIT**
Patient ID : 40349
Age / Sex : 37 years / Female
Referred by : MEDIWHEEL
Bill ID : 67010

Collected : Aug 13, 2022, 09:17 a.m.
Reported : Aug 13, 2022, 03:52 p.m.
Sample ID :



187830

Test Description	Results	Units	Biological Reference Range
------------------	---------	-------	----------------------------

BLOOD UREA LEVEL (BUL)

Sample Type : Serum

Urea	36.60	mg/dl	10 - 40
-------------	-------	-------	---------

[Urease - GLDH]

Bun	17.09	mg/dl	6 - 21
------------	-------	-------	--------

[Calculated]

Technique :- Done On Fully Automated Biochemistry Analyser ERBA EM-200

END OF REPORT

Dr. Sudhamani S. MD
Consultant Pathologist
Reg. No. : 90461

Patient Name : **MS. KALODE MEGHNA AMIT**
 Patient ID : 40349
 Age / Sex : 37 years / Female
 Referred by : MEDIWHEEL
 Bill ID : 67010

Collected : Aug 13, 2022, 09:17 a.m.

Reported : Aug 13, 2022, 03:52 p.m.

Sample ID : 
 187830

Test Description	Results	Units	Biological Reference Range
------------------	---------	-------	----------------------------

COMPLETE BLOOD COUNT

Sample Type : EDTA / Whole Blood

Hemoglobin	12.6	g/dl	11.5 - 15.0
RBC COUNT	4.78	Millions/c	3.8 - 4.8
PCV(Hematocrit)	38.6	%	40.0 - 50.0
Mean Cell Volume(MCV)	80.75	fl	80.0 - 100.0
Mean Cell Hemoglobin(MCH)	26.36	pg	27.0 - 32.0
Mean Cell Hb Conc(MCHC)	32.64	g/dl	32 - 36
RDW	14.3	%	11.50 - 14.50
Total Leucocytes (WBC) Count	6710	/cumm	4000-11000

DIFFERENTIAL COUNT

Neutrophils	56.1	%	40 - 70
Lymphocytes	37.0	%	20 - 50
Eosionphils	1.5	%	01 - 06
Monocytes	4.8	%	00 - 08
Basophils	0.60	%	00-01

SMEAR STUDY

RBC Morphology	Normocytic Normocromic.		
WBC Morphology	No E/o Toxic granules seen		
Platelets On Smear	Adequate on Smear		
Platelet Count	252000	/cumm	150000 - 450000
MPV	10.4	fL	6.5 - 10.0

Comments :-

Method:-

HB:-Colorimetric, Total WBC:-Impedance/Flow Cytometry, HCT, MCV, MCH, MCHC, RDW-CV:-Calculate, Diff. Count: Flow Cytometry / Manual Stained Smear Microscopy, RBC: Impedance, Platelets : Impedance Method.

Technique :-

Fully Automated 5 part Diff. Cell Counter .

All Test Results are subjected to stringent international External and Internal Quality Control Protocols

****END OF REPORT****



Dr. Sudhamani S. MD
 Consultant Pathologist
 Reg. No. : 90461

Patient Name : **MS. KALODE MEGHNA AMIT**
Patient ID : 40349
Age / Sex : 37 years / Female
Referred by : MEDIWHEEL
Bill ID : 67010

Collected : Aug 13, 2022, 09:17 a.m.
Reported : Aug 13, 2022, 03:52 p.m.
Sample ID :



187830

Test Description	Results	Units	Biological Reference Range
	<u>ESR</u>		
Sample Type : EDTA / Whole Blood			
ESR	10	Mm/hr	0 - 20
Method	Westergren		

END OF REPORT

Dr. Sudhamani S. MD
Consultant Pathologist
Reg. No. : 90461

Patient Name : **MS. KALODE MEGHNA AMIT**
Patient ID : 40349
Age / Sex : 37 years / Female
Referred by : MEDIWHEEL
Bill ID : 67010

Collected : Aug 13, 2022, 09:17 a.m.
Reported : Aug 13, 2022, 03:52 p.m.
Sample ID :



Test Description	Results	Units	Biological Reference Range
------------------	---------	-------	----------------------------

TOTAL THYROXINE (T4)

Sample Type : Serum

Total Thyroxine (T4) [CLIA]	114.20	ng/ml	52 - 127
-----------------------------------	--------	-------	----------

****END OF REPORT****



Dr. Sudhamani S. MD
Consultant Pathologist
Reg. No. : 90461

Patient Name : **MS. KALODE MEGHNA AMIT**
Patient ID : 40349
Age / Sex : 37 years / Female
Referred by : MEDIWHEEL
Bill ID : 67010

Collected : Aug 13, 2022, 09:17 a.m.
Reported : Aug 13, 2022, 03:52 p.m.
Sample ID :



187830

Test Description	Results	Units	Biological Reference Range
------------------	---------	-------	----------------------------

TOTAL TRIIODOTHYRONINE (T3)

Sample Type : Serum

TotalTriiodothyronine (T3) [CLIA]	1.05	ng/dL	0.69 - 2.15
--	------	-------	-------------

****END OF REPORT****

Dr. Sudhamani S. MD
Consultant Pathologist
Reg. No. : 90461