

INDRA DIAGNOSTIC CENTRE

Add: Indra Deep Complex, Sanjay Gandhi Puram, Faizabad Road, Indira Nagar

Ph: 7706041643,7706041644

CIN : U85196UP1992PLC014075



Patient Name	: Mrs.KAVITA KUMARI	Registered On	: 18/Oct/2021 13:03:30
Age/Gender	: 27 Y 8 M 26 D /F	Collected	: 18/Oct/2021 13:19:41
UHID/MR NO	: IDCD.0000123922	Received	: 18/Oct/2021 13:33:12
Visit ID	: IDCD0303552122	Reported	: 18/Oct/2021 19:25:27
Ref Doctor	: Dr.Mediwheel - Arcofemi Health Care Ltd.	Status	: Final Report

DEPARTMENT OF HAEMATOLOGY

MEDIWHEEL BANK OF BARODA MALE & FEMALE BELOW 40 YRS

Test Name	Result	Unit	Bio. Ref. Interval	Method
Blood Group (ABO & Rh typing) * , Blood				
Blood Group	O			
Rh (Anti-D)	NEGATIVE			
COMPLETE BLOOD COUNT (CBC) * , Blood				
Haemoglobin	13.40	g/dl	13.5-17.5	PHOTOMETRIC
TLC (WBC)	10,000.00	/Cu mm	4000-10000	ELECTRONIC IMPEDANCE
DLC				
Polymorphs (Neutrophils)	71.00	%	55-70	ELECTRONIC IMPEDANCE
Lymphocytes	25.00	%	25-40	ELECTRONIC IMPEDANCE
Monocytes	3.00	%	3-5	ELECTRONIC IMPEDANCE
Eosinophils	1.00	%	1-6	ELECTRONIC IMPEDANCE
Basophils	0.00	%	< 1	ELECTRONIC IMPEDANCE
ESR				
Observed	24.00	Mm for 1st hr.		
Corrected	16.00	Mm for 1st hr.	< 20	
PCV (HCT)	39.00	cc %	40-54	
Platelet count				
Platelet Count	2.40	LACS/cu mm	1.5-4.0	ELECTRONIC IMPEDANCE
PDW (Platelet Distribution width)	21.70	fL	9-17	ELECTRONIC IMPEDANCE
P-LCR (Platelet Large Cell Ratio)	64.10	%	35-60	ELECTRONIC IMPEDANCE
PCT (Platelet Hematocrit)	0.26	%	0.108-0.282	ELECTRONIC IMPEDANCE
MPV (Mean Platelet Volume)	13.40	fL	6.5-12.0	ELECTRONIC IMPEDANCE
RBC Count				
RBC Count	4.52	Mill./cu mm	3.7-5.0	ELECTRONIC IMPEDANCE

INDRA DIAGNOSTIC CENTRE

Add: Indra Deep Complex, Sanjay Gandhi Puram, Faizabad Road, Indira Nagar

Ph: 7706041643,7706041644

CIN : U85196UP1992PLC014075



Patient Name	: Mrs.KAVITA KUMARI	Registered On	: 18/Oct/2021 13:03:30
Age/Gender	: 27 Y 8 M 26 D /F	Collected	: 18/Oct/2021 13:19:41
UHID/MR NO	: IDCD.0000123922	Received	: 18/Oct/2021 13:33:12
Visit ID	: IDCD0303552122	Reported	: 18/Oct/2021 19:25:27
Ref Doctor	: Dr.Mediwheel - Arcofemi Health Care Ltd.	Status	: Final Report

DEPARTMENT OF HAEMATOLOGY

MEDIWHEEL BANK OF BARODA MALE & FEMALE BELOW 40 YRS

Test Name	Result	Unit	Bio. Ref. Interval	Method
Blood Indices (MCV, MCH, MCHC)				
MCV	90.80	fl	80-100	CALCULATED PARAMETER
MCH	29.60	pg	28-35	CALCULATED PARAMETER
MCHC	32.60	%	30-38	CALCULATED PARAMETER
RDW-CV	13.70	%	11-16	ELECTRONIC IMPEDANCE
RDW-SD	51.70	fL	35-60	ELECTRONIC IMPEDANCE
Absolute Neutrophils Count	7,100.00	/cu mm	3000-7000	
Absolute Eosinophils Count (AEC)	100.00	/cu mm	40-440	



Dr. Shoaib Irfan (MBBS, MD, PDCC)

INDRA DIAGNOSTIC CENTRE

Add: Indra Deep Complex, Sanjay Gandhi Puram, Faizabad Road, Indira Nagar

Ph: 7706041643,7706041644

CIN : U85196UP1992PLC014075



Patient Name	: Mrs.KAVITA KUMARI	Registered On	: 18/Oct/2021 13:03:31
Age/Gender	: 27 Y 8 M 26 D /F	Collected	: 18/Oct/2021 13:19:41
UHID/MR NO	: IDCD.0000123922	Received	: 18/Oct/2021 15:27:19
Visit ID	: IDCD0303552122	Reported	: 18/Oct/2021 16:58:50
Ref Doctor	: Dr.Mediwheel - Arcofemi Health Care Ltd.	Status	: Final Report

DEPARTMENT OF BIOCHEMISTRY


MEDIWHEEL BANK OF BARODA MALE & FEMALE BELOW 40 YRS

Test Name	Result	Unit	Bio. Ref. Interval	Method
Glucose Fasting <i>Sample:Plasma</i>	80.30	mg/dl	< 100 Normal 100-125 Pre-diabetes ≥ 126 Diabetes	GOD POD

Interpretation:

- Kindly correlate clinically with intake of hypoglycemic agents, drug dosage variations and other drug interactions.
- A negative test result only shows that the person does not have diabetes at the time of testing. It does not mean that the person will never get diabetics in future, which is why an Annual Health Check up is essential.
- I.G.T = Impaired Glucose Tolerance.




Dr. Shoaib Irfan (MBBS, MD, PDCC)

INDRA DIAGNOSTIC CENTRE

Add: Indra Deep Complex, Sanjay Gandhi Puram, Faizabad Road, Indira Nagar

Ph: 7706041643,7706041644

CIN : U85196UP1992PLC014075



Patient Name	: Mrs.KAVITA KUMARI	Registered On	: 18/Oct/2021 13:03:31
Age/Gender	: 27 Y 8 M 26 D /F	Collected	: 19/Oct/2021 18:01:20
UHID/MR NO	: IDCD.0000123922	Received	: 19/Oct/2021 18:13:49
Visit ID	: IDCD0303552122	Reported	: 19/Oct/2021 18:27:21
Ref Doctor	: Dr.Mediwheel - Arcofemi Health Care Ltd.	Status	: Final Report

DEPARTMENT OF BIOCHEMISTRY


MEDIWHEEL BANK OF BARODA MALE & FEMALE BELOW 40 YRS

Test Name	Result	Unit	Bio. Ref. Interval	Method
Glucose PP <i>Sample:Plasma After Meal</i>	105.50	mg/dl	<140 Normal 140-199 Pre-diabetes >200 Diabetes	GOD POD

Interpretation:

- Kindly correlate clinically with intake of hypoglycemic agents, drug dosage variations and other drug interactions.
- A negative test result only shows that the person does not have diabetes at the time of testing. It does not mean that the person will never get diabetics in future, which is why an Annual Health Check up is essential.
- I.G.T = Impaired Glucose Tolerance.




Dr. Shoaib Irfan (MBBS, MD, PDCC)

INDRA DIAGNOSTIC CENTRE

Add: Indra Deep Complex, Sanjay Gandhi Puram, Faizabad Road, Indira Nagar

Ph: 7706041643,7706041644

CIN : U85196UP1992PLC014075



Patient Name	: Mrs.KAVITA KUMARI	Registered On	: 18/Oct/2021 13:03:31
Age/Gender	: 27 Y 8 M 26 D /F	Collected	: 18/Oct/2021 13:19:41
UHID/MR NO	: IDCD.0000123922	Received	: 18/Oct/2021 15:49:36
Visit ID	: IDCD0303552122	Reported	: 18/Oct/2021 16:57:10
Ref Doctor	: Dr.Mediwheel - Arcofemi Health Care Ltd.	Status	: Final Report

DEPARTMENT OF BIOCHEMISTRY

MEDIWHEEL BANK OF BARODA MALE & FEMALE BELOW 40 YRS

Test Name	Result	Unit	Bio. Ref. Interval	Method
-----------	--------	------	--------------------	--------

GLYCOSYLATED HAEMOGLOBIN (HBA1C) **, EDTA BLOOD

Glycosylated Haemoglobin (HbA1c)	4.90	% NGSP		HPLC (NGSP)
Glycosylated Haemoglobin (Hb-A1c)	30.00	mmol/mol/IFCC		
Estimated Average Glucose (eAG)	94	mg/dl		

Interpretation:

NOTE:-

- eAG is directly related to A1c.
- An A1c of 7% -the goal for most people with diabetes-is the equivalent of an eAG of 154 mg/dl.
- eAG may help facilitate a better understanding of actual daily control helping you and your health care provider to make necessary changes to your diet and physical activity to improve overall diabetes management.

The following ranges may be used for interpretation of results. However, factors such as duration of diabetes, adherence to therapy and the age of the patient should also be considered in assessing the degree of blood glucose control.

Haemoglobin A1C (%)NGSP	mmol/mol / IFCC Unit	eAG (mg/dl)	Degree of Glucose Control Unit
> 8	>63.9	>183	Action Suggested*
7-8	53.0 -63.9	154-183	Fair Control
< 7	<63.9	<154	Goal**
6-7	42.1 -63.9	126-154	Near-normal glycemia
< 6%	<42.1	<126	Non-diabetic level

*High risk of developing long term complications such as Retinopathy, Nephropathy, Neuropathy, Cardiopathy, etc.

**Some danger of hypoglycemic reaction in Type 1diabetics. Some glucose intolerant individuals and "subclinical" diabetics may demonstrate HbA1C levels in this area.

N.B. : Test carried out on Automated G8 90 SL TOSOH HPLC Analyser.

INDRA DIAGNOSTIC CENTRE

Add: Indra Deep Complex, Sanjay Gandhi Puram, Faizabad Road, Indira Nagar

Ph: 7706041643,7706041644

CIN : U85196UP1992PLC014075



Patient Name	: Mrs.KAVITA KUMARI	Registered On	: 18/Oct/2021 13:03:31
Age/Gender	: 27 Y 8 M 26 D /F	Collected	: 18/Oct/2021 13:19:41
UHID/MR NO	: IDCD.0000123922	Received	: 18/Oct/2021 15:49:36
Visit ID	: IDCD0303552122	Reported	: 18/Oct/2021 16:57:10
Ref Doctor	: Dr.Mediwheel - Arcofemi Health Care Ltd.	Status	: Final Report

DEPARTMENT OF BIOCHEMISTRY

MEDIWHEEL BANK OF BARODA MALE & FEMALE BELOW 40 YRS

Test Name	Result	Unit	Bio. Ref. Interval	Method
-----------	--------	------	--------------------	--------

Clinical Implications:

*Values are frequently increased in persons with poorly controlled or newly diagnosed diabetes.

*With optimal control, the HbA 1c moves toward normal levels.

*A diabetic patient who recently comes under good control may still show higher concentrations of glycosylated hemoglobin. This level declines gradually over several months as nearly normal glycosylated *Increases in glycosylated hemoglobin occur in the following non-diabetic conditions: a. Iron-deficiency anemia b. Splenectomy

c. Alcohol toxicity d. Lead toxicity

*Decreases in A 1c occur in the following non-diabetic conditions: a. Hemolytic anemia b. chronic blood loss

*Pregnancy d. chronic renal failure. Interfering Factors:

*Presence of Hb F and H causes falsely elevated values. 2. Presence of Hb S, C, E, D, G, and Lepore (autosomal recessive mutation resulting in a hemoglobinopathy) causes falsely decreased values.



Dr. Anupam Singh
M.B.B.S,M.D.(Pathology)

INDRA DIAGNOSTIC CENTRE

Add: Indra Deep Complex, Sanjay Gandhi Puram, Faizabad Road, Indira Nagar

Ph: 7706041643,7706041644

CIN : U85196UP1992PLC014075



Patient Name	: Mrs.KAVITA KUMARI	Registered On	: 18/Oct/2021 13:03:31
Age/Gender	: 27 Y 8 M 26 D /F	Collected	: 18/Oct/2021 13:19:41
UHID/MR NO	: IDCD.0000123922	Received	: 18/Oct/2021 15:29:30
Visit ID	: IDCD0303552122	Reported	: 18/Oct/2021 17:11:15
Ref Doctor	: Dr.Mediwheel - Arcofemi Health Care Ltd.	Status	: Final Report

DEPARTMENT OF BIOCHEMISTRY

MEDIWHEEL BANK OF BARODA MALE & FEMALE BELOW 40 YRS

Test Name	Result	Unit	Bio. Ref. Interval	Method
BUN (Blood Urea Nitrogen) * <i>Sample:Serum</i>	8.03	mg/dL	7.0-23.0	CALCULATED
Creatinine <i>Sample:Serum</i>	0.70	mg/dl	0.5-1.2	MODIFIED JAFFES
e-GFR (Estimated Glomerular Filtration Rate) <i>Sample:Serum</i>	100.40	ml/min/1.73m ²	90-120 Normal - 60-89 Near Normal	CALCULATED
Uric Acid <i>Sample:Serum</i>	4.42	mg/dl	2.5-6.0	URICASE
L.F.T.(WITH GAMMA GT) * , Serum				
SGOT / Aspartate Aminotransferase (AST)	29.00	U/L	< 35	IFCC WITHOUT P5P
SGPT / Alanine Aminotransferase (ALT)	21.80	U/L	< 40	IFCC WITHOUT P5P
Gamma GT (GGT)	21.90	IU/L	11-50	OPTIMIZED SZAIZING
Protein	7.16	gm/dl	6.2-8.0	BIRUET
Albumin	4.39	gm/dl	3.8-5.4	B.C.G.
Globulin	2.77	gm/dl	1.8-3.6	CALCULATED
A:G Ratio	1.58		1.1-2.0	CALCULATED
Alkaline Phosphatase (Total)	88.40	U/L	42.0-165.0	IFCC METHOD
Bilirubin (Total)	0.50	mg/dl	0.3-1.2	JENDRASSIK & GROF
Bilirubin (Direct)	0.20	mg/dl	< 0.30	JENDRASSIK & GROF
Bilirubin (Indirect)	0.30	mg/dl	< 0.8	JENDRASSIK & GROF
LIPID PROFILE (MINI) * , Serum				
Cholesterol (Total)	149.00	mg/dl	<200 Desirable 200-239 Borderline High > 240 High	CHOD-PAP
HDL Cholesterol (Good Cholesterol)	42.30	mg/dl	30-70	DIRECT ENZYMATIC
LDL Cholesterol (Bad Cholesterol)	96	mg/dl	< 100 Optimal 100-129 Nr. Optimal/Above Optimal 130-159 Borderline High 160-189 High > 190 Very High	CALCULATED
VLDL	14.60	mg/dl	10-33	CALCULATED
Triglycerides	73.00	mg/dl	< 150 Normal 150-199 Borderline High	GPO-PAP

INDRA DIAGNOSTIC CENTRE

Add: Indra Deep Complex, Sanjay Gandhi Puram, Faizabad Road, Indira Nagar

Ph: 7706041643,7706041644

CIN : U85196UP1992PLC014075



Patient Name	: Mrs.KAVITA KUMARI	Registered On	: 18/Oct/2021 13:03:31
Age/Gender	: 27 Y 8 M 26 D /F	Collected	: 18/Oct/2021 13:19:41
UHID/MR NO	: IDCD.0000123922	Received	: 18/Oct/2021 15:29:30
Visit ID	: IDCD0303552122	Reported	: 18/Oct/2021 17:11:15
Ref Doctor	: Dr.Mediwheel - Arcofemi Health Care Ltd.	Status	: Final Report


DEPARTMENT OF BIOCHEMISTRY

MEDIWHEEL BANK OF BARODA MALE & FEMALE BELOW 40 YRS

Test Name	Result	Unit	Bio. Ref. Interval	Method
-----------	--------	------	--------------------	--------

200-499 High
>500 Very High




Dr. Shoaib Irfan (MBBS, MD, PDCC)

INDRA DIAGNOSTIC CENTRE

Add: Indra Deep Complex, Sanjay Gandhi Puram, Faizabad Road, Indira Nagar

Ph: 7706041643,7706041644

CIN : U85196UP1992PLC014075



Patient Name	: Mrs.KAVITA KUMARI	Registered On	: 18/Oct/2021 13:03:30
Age/Gender	: 27 Y 8 M 26 D /F	Collected	: 18/Oct/2021 15:44:30
UHID/MR NO	: IDCD.0000123922	Received	: 18/Oct/2021 16:32:18
Visit ID	: IDCD0303552122	Reported	: 18/Oct/2021 17:39:47
Ref Doctor	: Dr.Mediwheel - Arcofemi Health Care Ltd.	Status	: Final Report

DEPARTMENT OF CLINICAL PATHOLOGY


MEDIWHEEL BANK OF BARODA MALE & FEMALE BELOW 40 YRS

Test Name	Result	Unit	Bio. Ref. Interval	Method
-----------	--------	------	--------------------	--------

URINE EXAMINATION, ROUTINE * , Urine

Color	LIGHT YELLOW			
Specific Gravity	1.010			
Reaction PH	Acidic (6.0)			DIPSTICK
Protein	ABSENT	mg %	< 10 Absent 10-40 (+) 40-200 (++) 200-500 (+++) > 500 (++++)	DIPSTICK
Sugar	ABSENT	gms%	< 0.5 (+) 0.5-1.0 (++) 1-2 (+++) > 2 (++++)	DIPSTICK
Ketone	ABSENT			DIPSTICK
Bile Salts	ABSENT			
Bile Pigments	ABSENT			
Urobilinogen(1:20 dilution)	ABSENT			
Microscopic Examination:				
Epithelial cells	ABSENT			MICROSCOPIC EXAMINATION
Pus cells	ABSENT			MICROSCOPIC EXAMINATION
RBCs	ABSENT			MICROSCOPIC EXAMINATION
Cast	ABSENT			
Crystals	ABSENT			MICROSCOPIC EXAMINATION
Others	ABSENT			




Dr. Shoaib Irfan (MBBS, MD, PDCC)

INDRA DIAGNOSTIC CENTRE

Add: Indra Deep Complex, Sanjay Gandhi Puram, Faizabad Road, Indira Nagar

Ph: 7706041643,7706041644

CIN : U85196UP1992PLC014075



Patient Name	: Mrs.KAVITA KUMARI	Registered On	: 18/Oct/2021 13:03:31
Age/Gender	: 27 Y 8 M 26 D /F	Collected	: 19/Oct/2021 17:57:08
UHID/MR NO	: IDCD.0000123922	Received	: 20/Oct/2021 11:30:02
Visit ID	: IDCD0303552122	Reported	: 20/Oct/2021 13:12:34
Ref Doctor	: Dr.Mediwheel - Arcofemi Health Care Ltd.	Status	: Final Report

DEPARTMENT OF CLINICAL PATHOLOGY


MEDIWHEEL BANK OF BARODA MALE & FEMALE BELOW 40 YRS

Test Name	Result	Unit	Bio. Ref. Interval	Method
-----------	--------	------	--------------------	--------

STOOL, ROUTINE EXAMINATION * , Stool

Color	BROWNISH
Consistency	SEMI SOLID
Reaction (PH)	Acidic (6.5)
Mucus	ABSENT
Blood	ABSENT
Worm	ABSENT
Pus cells	ABSENT
RBCs	ABSENT
Ova	ABSENT
Cysts	ABSENT
Others	ABSENT




Dr. Shoaib Irfan (MBBS, MD, PDCC)

INDRA DIAGNOSTIC CENTRE

Add: Indra Deep Complex, Sanjay Gandhi Puram, Faizabad Road, Indira Nagar

Ph: 7706041643,7706041644

CIN : U85196UP1992PLC014075



Patient Name	: Mrs.KAVITA KUMARI	Registered On	: 18/Oct/2021 13:03:31
Age/Gender	: 27 Y 8 M 26 D /F	Collected	: 18/Oct/2021 13:19:41
UHID/MR NO	: IDCD.0000123922	Received	: 18/Oct/2021 15:06:10
Visit ID	: IDCD0303552122	Reported	: 18/Oct/2021 15:41:45
Ref Doctor	: Dr.Mediwheel - Arcofemi Health Care Ltd.	Status	: Final Report

DEPARTMENT OF IMMUNOLOGY

MEDIWHEEL BANK OF BARODA MALE & FEMALE BELOW 40 YRS

Test Name	Result	Unit	Bio. Ref. Interval	Method
-----------	--------	------	--------------------	--------

THYROID PROFILE - TOTAL ** , Serum

T3, Total (tri-iodothyronine)	128.36	ng/dl	84.61–201.7	CLIA
T4, Total (Thyroxine)	9.64	ug/dl	3.2-12.6	CLIA
TSH (Thyroid Stimulating Hormone)	2.51	μIU/mL	0.27 - 5.5	CLIA

Interpretation:

0.3-4.5	μIU/mL	First Trimester
0.5-4.6	μIU/mL	Second Trimester
0.8-5.2	μIU/mL	Third Trimester
0.5-8.9	μIU/mL	Adults 55-87 Years
0.7-27	μIU/mL	Premature 28-36 Week
2.3-13.2	μIU/mL	Cord Blood > 37Week
0.7-64	μIU/mL	Child(21 wk - 20 Yrs.)
1-39	μIU/mL	Child 0-4 Days
1.7-9.1	μIU/mL	Child 2-20 Week

1) Patients having low T3 and T4 levels but high TSH levels suffer from primary hypothyroidism, cretinism, juvenile myxedema or autoimmune disorders.

2) Patients having high T3 and T4 levels but low TSH levels suffer from Grave's disease, toxic adenoma or sub-acute thyroiditis.

3) Patients having either low or normal T3 and T4 levels but low TSH values suffer from iodine deficiency or secondary hypothyroidism.

4) Patients having high T3 and T4 levels but normal TSH levels may suffer from toxic multinodular goiter. This condition is mostly a symptomatic and may cause transient hyperthyroidism but no persistent symptoms.


5) Patients with high or normal T3 and T4 levels and low or normal TSH levels suffer either from T3 toxicosis or T4 toxicosis respectively.

6) In patients with non thyroidal illness abnormal test results are not necessarily indicative of thyroidism but may be due to adaptation to the catabolic state and may revert to normal when the patient recovers.

7) There are many drugs for eg. Glucocorticoids, Dopamine, Lithium, Iodides, Oral radiographic dyes, etc. which may affect the thyroid function tests.

8) Generally when total T3 and total T4 results are indecisive then Free T3 and Free T4 tests are recommended for further confirmation along with TSH levels.




Dr. Anupam Singh
M.B.B.S, M.D. (Pathology)

INDRA DIAGNOSTIC CENTRE

Add: Indra Deep Complex, Sanjay Gandhi Puram, Faizabad Road, Indira Nagar

Ph: 7706041643,7706041644

CIN : U85196UP1992PLC014075



Patient Name	: Mrs.KAVITA KUMARI	Registered On	: 18/Oct/2021 13:03:32
Age/Gender	: 27 Y 8 M 26 D /F	Collected	: N/A
UHID/MR NO	: IDCD.0000123922	Received	: N/A
Visit ID	: IDCD0303552122	Reported	: 18/Oct/2021 15:45:06
Ref Doctor	: Dr.Mediwheel - Arcofemi Health Care Ltd.	Status	: Final Report

DEPARTMENT OF X-RAY

MEDIWHEEL BANK OF BARODA MALE & FEMALE BELOW 40 YRS

X-RAY DIGITAL CHEST PA *

(500 mA COMPUTERISED UNIT SPOT FILM DEVICE)

DIGITAL CHEST P-A VIEW

- Soft tissue shadow appears normal.
- Bony cage is normal.
- Diaphragmatic shadows are normal on both sides.
- Costo-phrenic angles are bilaterally clear.
- Trachea is central in position.
- Cardiac size & contours are normal.
- Hilar shadows are normal.
- Pulmonary vascularity & distribution are normal.
- Pulmonary parenchyma did not reveal any significant lesion.

IMPRESSION : N O R M A L S K I A G R A M



Dr. Anoop Agarwal
MBBS,MD(Radiology)

INDRA DIAGNOSTIC CENTRE

Add: Indra Deep Complex, Sanjay Gandhi Puram, Faizabad Road, Indira Nagar

Ph: 7706041643,7706041644

CIN : U85196UP1992PLC014075



Patient Name	: Mrs.KAVITA KUMARI	Registered On	: 18/Oct/2021 13:03:32
Age/Gender	: 27 Y 8 M 26 D /F	Collected	: N/A
UHID/MR NO	: IDCD.0000123922	Received	: N/A
Visit ID	: IDCD0303552122	Reported	: 18/Oct/2021 15:32:37
Ref Doctor	: Dr.Mediwheel - Arcofemi Health Care Ltd.	Status	: Final Report

DEPARTMENT OF ULTRASOUND

MEDIWHEEL BANK OF BARODA MALE & FEMALE BELOW 40 YRS

ULTRASOUND WHOLE ABDOMEN (UPPER & LOWER) *

LIVER

- The liver is normal in size and has a normal homogenous echotexture. No focal lesion is seen.

PORTAL SYSTEM

- The intra hepatic portal channels are normal.
- Portal vein is normal at the porta.
- Porta hepatis is normal.

BILIARY SYSTEM

- The intra-hepatic biliary radicles are normal.
- Common duct are normal at the porta.
- The gall bladder is normal in size and has regular walls. Wall thickness is normal. Lumen of the gall bladder is anechoic.

PANCREAS

- The pancreas is normal in size and shape and has a normal homogenous echotexture.

RIGHT KIDNEY

- Right kidney is normal in size and shape and cortical echotexture.
- The collecting system is not dilated.
- The upper part of right ureter is normal.
- The vesicoureteric junction is normal.
- Corticomedullary demarcation is clear.
- Renal respiratory excursions are normal.

LEFT KIDNEY

- Left kidney is normal in size and shape and cortical echotexture.
- The collecting system is not dilated.
- The upper part of left ureter is normal.
- The vesicoureteric junction is normal.
- Corticomedullary demarcation is clear.
- Renal respiratory excursions are normal.

INDRA DIAGNOSTIC CENTRE

Add: Indra Deep Complex, Sanjay Gandhi Puram, Faizabad Road, Indira Nagar

Ph: 7706041643,7706041644

CIN : U85196UP1992PLC014075



Patient Name	: Mrs.KAVITA KUMARI	Registered On	: 18/Oct/2021 13:03:32
Age/Gender	: 27 Y 8 M 26 D /F	Collected	: N/A
UHID/MR NO	: IDCDC.0000123922	Received	: N/A
Visit ID	: IDCDC0303552122	Reported	: 18/Oct/2021 15:32:37
Ref Doctor	: Dr.Mediwheel - Arcofemi Health Care Ltd.	Status	: Final Report

DEPARTMENT OF ULTRASOUND

MEDIWHEEL BANK OF BARODA MALE & FEMALE BELOW 40 YRS

SPLEEN

- The spleen is normal in size and has a homogenous echotexture. No focal lesion is seen.

ILIAC FOSSA

- Scan over the iliac fossa does not reveal any fluid collection or mass.

URINARY BLADDER

- The urinary bladder is normal. Bladder wall is normal in thickness and regular.

UTERUS

- The uterus is anteverted and anteflexed position.
- It has a homogenous myometrial echotexture.
- The endometrium is seen in midline.
- Cervix is normal.

ADNEXA & OVARIES

- Adnexa is clear.
- **Multiple small peripheral follicles seen involving both ovaries with mildly echogenic central stroma.**
- **Right ovary is mildly enlarged in size and measures 3.98 x 1.83 x 2.70 cm, volume ~ 10.29 ml.**
- Left ovary is normal in size and measures 3.52 x 1.07 x 1.71 cms, volume ~ 3.35 ml.

CUL-DE-SAC

- **Thin film of fluid seen in pouch of douglas.**

INDRA DIAGNOSTIC CENTRE

Add: Indra Deep Complex, Sanjay Gandhi Puram, Faizabad Road, Indira Nagar

Ph: 7706041643,7706041644

CIN : U85196UP1992PLC014075



Patient Name	: Mrs.KAVITA KUMARI	Registered On	: 18/Oct/2021 13:03:32
Age/Gender	: 27 Y 8 M 26 D /F	Collected	: N/A
UHID/MR NO	: IDCD.0000123922	Received	: N/A
Visit ID	: IDCD0303552122	Reported	: 18/Oct/2021 15:32:37
Ref Doctor	: Dr.Mediwheel - Arcofemi Health Care Ltd.	Status	: Final Report

DEPARTMENT OF ULTRASOUND

MEDIWHEEL BANK OF BARODA MALE & FEMALE BELOW 40 YRS

IMPRESSION

- **THIN FILM OF FLUID POUCH OF DOUGLAS, LIKELY INFLAMMATORY.**
- **? BILATERAL POLYCYSTIC OVARIAN DISEASE.**

Adv:- LH/ FSH ratio

Typed by- anoop


***** End Of Report *****

(*) Test not done under NABL accredited Scope, (**) Test Performed at Chandan Speciality Lab.

Result/s to Follow:

SUGAR, FASTING STAGE, SUGAR, PP STAGE, ECG / EKG




Dr. Anoop Agarwal
MBBS,MD(Radiology)

This report is not for medico legal purpose. If clinical correlation is not established, kindly repeat the test at no additional cost within seven days.

Facilities: Pathology, Bedside Sample Collection, Health Check-ups, Digital X-Ray, ECG (Bedside also), Allergy Testing, Test And Health Check-ups, Ultrasonography, Sonomammography, Bone Mineral Density (BMD), Doppler Studies, 2D Echo, CT Scan, MRI, Blood Bank, TMT, EEG, PFT, OPG, Endoscopy, Digital Mammography, Electromyography (EMG), Nerve Conduction Velocity (NCV), Audiometry, Brainstem Evoked Response Audiometry (BERA), Colonoscopy, Ambulance Services, Online Booking Facilities for Diagnostics, Online Report Viewing *

365 Days Open

*Facilities Available at Select Location