

HEALTH CHECKUP REPORT

Patient Name: MR. MOOKANAGARI VIKASH
Age/Gender: 33/M
Reg. No: 387242
Package: BOB

DATE: 22/10/2022

COMPLAINTS (IF ANY):

- OPP-FOR RT. HYDROIDE

HISTORY OF HEALTH STATUS: No

PRESENT MEDICATIONS: No

HYPERSENSITIVITY TO ANY DRUG: No

PERSONAL HISTORY:

- | | | | | | |
|---------------|---|----------|-------------------------------------|---|-----|
| - Bowel | : | Regular | Diet | : | Veg |
| - Micturition | : | Normal | Habits | : | No |
| - Sleep | : | Adequate | Physical Activity/Exercise: Walking | | |
| - Appetite | : | Adequate | | | |

HISTORY OF ILLNESS (WITH PAST MEDICATIONS): NAD

FAMILY HISTORY: NAD

VITAL SIGNS:

- | | | | | | |
|----------|---|------|-------|---|------------|
| - Height | : | 171 | Pulse | : | 64/min. |
| - Weight | : | 82.3 | B.P. | : | 130/70mmHg |

PROFFICE ONLY



PHYSICIAN CONSULTATION:

1) Clinical Impression

- Low serum HOL level
- Mild hyperuricimia

2) Recommendations

- Avoid high protein diet
- 4-5 km walk daily
- Healthy life style

(Dr. rashmi chovatia)

OPHTHALMO CONSULTATION:

Best corrected visual acuity

RE

6/6

LE

6/6

(Dr. Jignesh Shah)

DENTAL CONSULTATION:


Adv:

- Cleaning

(Dr. Parvin Chandarana)

Please take regular medicine as prescribed by the Doctor. (If given)

FOR OFFICE USE ONLY



Reg. No	: CIMS/A/2022/387242	VisitNo	: HC/221022/2 [HCV]
Patient Name	: MR. MOOKANAGARI RAKESH REDDY	Age(Y-M-D)/Sex	: 33 Y 1 M 14 D. / Male
Referring Doctor	: Dr. CIMS DOCTOR	Doctor	:
Ward/Room	:	Bed	:

ORD/221022/248 Lab No : 2022158840 LSN : 928628 (Whole Blood) Sample Quality : Normal
 Collection Time : 22/10/2022 9:02:11 Arrival : 22/10/2022 9:25:11 Validation Time : 22/10/2022 11:01:30AM

	Result	Unit	Reference Range
CBC With ESR			
TOTAL COUNT			
Hemoglobin <i>(SLS Hemoglobin Detection method)</i>	14.5	g/dl	13.5 - 18.0 g/dl
Total RBC Count <i>(Hydro Dynamic Focusing Method)</i>	5.59	mill/Cmm	4.7 - 6.0 mill/Cmm
HCT <i>(Hydro Dynamic Focusing Method)</i>	43.1	%	42 - 52 %
Total WBC Count <i>(Flow Cytometry)</i>	5920	/Cmm	4000 - 10500 /Cmm
Platelet Count <i>(Hydro Dynamic Focusing Method)</i>	266000	/Cmm	150000 - 450000 /Cmm

DIFFERENTIAL COUNT (by Flow Cytometry)

Polymorphs	45	%	40 - 70 %
Lymphocytes	45	%	22 - 45 %
Eosinophils	03	%	01 - 04 %
Monocytes	07	%	01 - 06 %
Basophils	00	%	00 - 01 %
Immature Granulocytes	00	%	0 - 2 %
Smear Study			

RBCs shows Microcytosis(+).
 Platelets are adequate in number.
 Malarial Parasites are not seen.
 No Premature cells are seen.

BLOOD INDICES (by Calculated Method)

M.C.V	77.1	fl	78 - 100 fl
M.C.H	25.9	pg	27 - 31 pg
M.C.H.C.	33.6	gm/dl	32 - 36 gm/dl
RDW-CV	12.5	%	11.5 - 14.0 %

ESR (Red Cell Aggregation)


After One Hour	03	mm	0 - 10 mm
----------------	----	----	-----------

Blood Group Rh

ABO "A"

Dr. Manisha Shah
 MD (Path & Bact)
 Consultant Pathologist
 Reg. No. : G-15496

Dr. Jitendra Nayak
 MD (Path)
 Consultant Pathologist
 Reg. No. : G-14786



Dr. Shreya Patel
 MD(Path)
 Consultant Pathologist



FOR PATHOLOGY REPORTS ONLY

Reg. No	: CIMS/A/2022/387242	VisitNo :	: HC/221022/2 [HCV]
Patient Name	: MR. MOOKANAGARI RAKESH REDDY	Age(Y-M-D)/Sex	: 33 Y 1 M 14 D. / Male
Referring Doctor	: Dr. CIMS DOCTOR	Doctor	:
Ward/Room	:	Bed	:

ORD/221022/248 Lab No : 2022158840 LSN : 928628 (Whole Blood) Sample Quality : Normal
 Collection Time : 22/10/2022 9:02:11 Arrival : 22/10/2022 9:25:11 Validation Time: 22/10/2022 11:01:30AM

Rh POSITIVE

HbA1c (Glycosylated Haemoglobin)

TEST


HbA1c (Glyoco Hb) <i>(Immuno Turbidimetric)</i>	5.04	%	4.8-5.9% Normal 5.9-7.0% Good diabetic control 7.0-10.0% Fair diabetic control >10.0% Poor diabetic control
Mean Plasma Glucose	102	mg/dL	80 - 140 mg/dL

*** END OF REPORT ***

FOR PATHOLOGY REPORTS ONLY

Dr. Manisha Shah
MD (Path & Bact)
Consultant Pathologist
Reg. No. : G-15496

Dr. Jitendra Nayak
MD (Path)
Consultant Pathologist
Reg. No. : G-14786



Dr. Shreya Patel
MD(Path)
Consultant Pathologist




Reg. No	: CIMS/A/2022/387242	VisitNo :	: HC/221022/2 [HCV]
Patient Name	: MR. MOOKANAGARI RAKESH REDDY	Age(Y-M-D)/Sex	: 33 Y 1 M 14 D. / Male
Referring Doctor	: Dr. CIMS DOCTOR	Doctor	:
Ward/Room	:	Bed	:

ORD/221022/248 Lab No : 2022158841 LSN : 928628 (SERUM) Sample Quality : Normal
 Collection Time : 22/10/2022 9:02:11 Arrival : 22/10/2022 9:25:11 Validation Time: 22/10/2022 10:17:20AM

Liver Function Test

	<u>Result</u>	<u>Unit</u>	<u>Reference Range</u>
Alkaline Phosphatase <i>(PNPP, AMP Buffer Method, Colorimetric)</i>	74	U/L	40 - 129 U/L
Billirubin			
Total Billirubin <i>(Diazospecial Iazonium Iron with Blank)</i>	0.43	mg/dL	0.0 - 1.0 mg/dL
Direct Billirubin <i>(Dialzo, (Evelyn Malloy) with Blank)</i>	0.21	mg/dL	0.0 - 0.2 mg/dL
Indirect Billirubin <i>(Calculated from Total and Direct Billirubin)</i>	0.22	mg/dL	0.0 - 0.8 mg/dL
SGPT (ALT) <i>(IFCC without pyridoxal phosphate)</i>	15.1	U/L	0 - 41 U/L
SGOT (AST) <i>(IFCC without pyridoxal 5 phosphate)</i>	17.5	U/L	0 - 40 U/L
Total Protein			
Total Proteins <i>(Biuret Method)</i>	7.62	gm/dl	6.4 - 8.3 gm/dl
Albumin <i>(Bromocresol Green Colorimetric)</i>	5.05	gm/dl	3.97 - 4.95 gm/dl
Globulin	2.57	gm/dl	2.2 - 3.5 gm/dl
A/G Ratio	1.96		0.9 - 2.1

FOR PATHOLOGY REPORTS ONLY



Dr. Shreya Patel
MD(Path)
Consultant Pathologist

Dr. Manisha Shah
MD (Path & Bact)
Consultant Pathologist
Reg. No. : G-15496

Dr. Jitendra Nayak
MD (Path)
Consultant Pathologist
Reg. No. : G-14786



Reg. No	: CIMS/A/2022/387242	VisitNo :	: HC/221022/2 [HCV]
Patient Name	: MR. MOOKANAGARI RAKESH REDDY	Age(Y-M-D)/Sex	: 33 Y 1 M 14 D. / Male
Referring Doctor	: Dr. CIMS DOCTOR	Doctor	:
Ward/Room	:	Bed	:

ORD/221022/248	Lab No : 2022158841	LSN : 928628 (SERUM)	Sample Quality : Normal
Collection Time : 22/10/2022 9:02:11	Arrival : 22/10/2022 9:25:11	Validation Time : 22/10/2022 10:17:19AM	


	<u>Result</u>	<u>Unit</u>	<u>Reference Range</u>
Creatinine <i>(Buffered Jaffe Reaction Kinetic Compensated)</i>	0.79	mg/dL	0.7 - 1.2 mg/dL
Estimated GFR	154.25	mL/min/1.73m2	59 - 137 mL/min/1.73m2
Fasting Glucose <i>(Hexokinase)</i>	90.7	mg/dL	70 - 100 mg/dL
Thyroid Function Test			
TOTAL T3 (T3) * <i>(Electrochemiluminescence Assay)</i>	1.32	ng/ml	0.846 - 2.02 ng/ml
TOTAL T4 (T4) * <i>(Electrochemiluminescence Assay)</i>	8.81	µgm/dl	5.13 - 14.06 µgm/dl
TSH <i>(Electrochemiluminescence Assay)</i>	2.55	µIU/ml	0.27- 4.20 µIU/ml
Uric Acid <i>(Uricase Colorimetric Enzymatic)</i>	7.37	mg/dL	3.4 - 7.0 mg/dL

*** END OF REPORT ***

FOR PATHOLOGY REPORTS ONLY

Dr. Manisha Shah
MD (Path & Bact)
Consultant Pathologist
Reg. No. : G-15496

Dr. Jitendra Nayak
MD (Path)
Consultant Pathologist
Reg. No. : G-14786



Dr. Shreya Patel
MD(Path)
Consultant Pathologist



Reg. No	: CIMS/A/2022/387242	VisitNo :	: HC/221022/2	[HCV]
Patient Name	: MR. MOOKANAGARI RAKESH REDDY	Age(Y-M-D)/Sex	: 33 Y 1 M 14 D. / Male	
Referring Doctor	: Dr. CIMS DOCTOR	Doctor	:	
Ward/Room	:	Bed	:	
ORD/221022/248	Lab No : 2022158842	LSN : 928628	(SERUM)	Sample Quality : Normal
Collection Time : 22/10/2022 9:02:11	Arrival : 22/10/2022 9:25:11			Validation Time: 22/10/2022 10:33:22AM

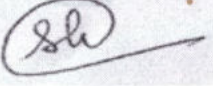
	<u>Result</u>	<u>Unit</u>	<u>Reference Range</u>
BUN * (Ureas with UV)	7.5	mg/dL	6 - 20 mg/dL

*** END OF REPORT ***

FOR PATHOLOGY REPORTS ONLY

Dr. Manisha Shah
MD (Path & Bact)
Consultant Pathologist
Reg. No. : G-15496

Dr. Jitendra Nayak
MD (Path)
Consultant Pathologist
Reg. No. : G-14786


Dr. Shreya Patel
MD(Path)
Consultant Pathologist



Reg. No : CIMS/A/2022/387242	VisitNo : HC/221022/2 [HCV]
Patient Name : MR. MOOKANAGARI RAKESH REDDY	Age(Y-M-D)/Sex : 33 Y 1 M 14 D. / Male
Referring Doctor : Dr. CIMS DOCTOR	Doctor :
Ward/Room :	Bed :

ORD/221022/248 Lab No : 2022158841 LSN : 928628 (SERUM) Sample Quality : Normal
 Collection : 22/10/2022 9:02:11AM Arrival: 22/10/2022 9:25:40 Validation Time 22/10/2022 10:15:20

Lipid Profile (With Direct LDL)

Type of Sample

Result
: Fasting

Unit

Reference Range

Cholesterol

(Enzymatic/Colorimetric, Cholesterol Oxidas, Esterase, Peroxidase Gen.2)

: 156.4

mg/dL

Less than 160 mg/dl Excellent
Less than 200 mg/dl Desireble
200-239 mg/dl Borderline High
240 mg/dl & over High

Triglyceride

(Enzymatic Colorimetric without Glycerol Blank without Serum Blank)

: 134.9

mg/dL

Less than 150 mg/dl Normal
150 - 199 mg/dl Borderline High
200-499 mg/dl High
500 mg/dl or greater Very High

H D L Cholesterol

(Direct Mearuse Homogenous Technique Modified Enzymatic Colorimetric Gen. 3)

: **35**

mg/dL

Less than 40 mg/dl Low
60 mg/dl or above Excellent

L D L Cholesterol (DIRECT)

(Homogenous Enzymatic colorimetric Assay)

: 103.5

mg/dL

Less than 80 mg/dl Excellent
Less than 100 mg/dl Optimal
100 - 129 mg/dl Near or above optimal
130 - 159 mg/dl Borderline High
160 - 189 mg/dl High
190 mg/dl & above Very High

VLDL Cholesterol

(Calculated)

: 26.98

mg/dL

15 - 30 mg%

Cholesterol/HDL Ratio

(Calculated)

: 4.47

Normal upto 4.5


LDL/HDL Ratio

(Calculated)

: 2.96

Less than 3.5

Remarks :



Dr. Shreya Patel
MD(Path)
Consultant Pathologist

Dr. Manisha Shah
MD (Path & Bact)
Consultant Pathologist
Reg. No. : G-15496

Dr. Jitendra Nayak
MD (Path)
Consultant Pathologist
Reg. No. : G-14786




Reg. No	: CIMS/A/2022/387242	VisitNo :	: HC/221022/2 [HCV]
Patient Name	: MR. MOOKANAGARI RAKESH REDDY	Age(Y-M-D)/Sex	: 33 Y 1 M 14 D. / Male
Referring Doctor	: Dr. CIMS DOCTOR	Doctor	:
Ward/Room	:	Bed	:

ORD/221022/248 Lab No : 2022158886 LSN : 928628 (Urine) Sample Quality : Normal
 Collection Time : 22/10/2022 9:59:16 Arrival : 22/10/2022 9:59:16 Validation Time : 22/10/2022 11:34:31AM

	Result	Unit	Reference Range
Urine R & M			
PHYSICAL EXAMINATION			
Quantity	20 cc		
Colour	Pale Yellow		
Transperancy	Clear		
Reaction (QDS-10 Strip)	5.0		
Sp. Gravity (QDS-10 Strip)	1.015		1.005 - 1.035 .
CHEMICAL EXAMINATION			
U. Albumin (QDS-10 Strip/Manual)	Nil		
U. Glucose (QDS-10 Strip/Manual)	Nil		
U. Acetone (QDS-10 Strip/Manual)	Absent		
BS/BP (QDS-10 Strip/Manual)	Absent		
MICROSCOPIC EXAMINATION			
Pus Cell	Occasional	/H.P.F.	/H.P.F.
Red Blood Cell	Nil	/H.P.F.	/H.P.F.
Epithelial Cell	1-2	/H.P.F.	/H.P.F.
Cast	Not Seen		
Crystals	Not Seen		
Amorphous	Absent		
Monilia	Absent		

*** END OF REPORT ***



Dr. Shreya Patel
MD(Path)
Consultant Pathologist

Dr. Manisha Shah
MD (Path & Bact)
Consultant Pathologist
Reg. No. : G-15496

Dr. Jitendra Nayak
MD (Path)
Consultant Pathologist
Reg. No. : G-14786



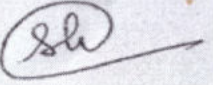
FOR PATHOLOGY REPORTS ONLY

Reg. No	: CIMS/A/2022/387242	VisitNo :	: HC/221022/2 [HCV]
Patient Name	: MR. MOOKANAGARI RAKESH REDDY	Age(Y-M-D)/Sex	: 33 Y 1 M 14 D. / Male
Referring Doctor	: Dr. CIMS DOCTOR	Doctor	:
Ward/Room	:	Bed	:

ORD/221022/248 Lab No : 2022158886 LSN : 928628 (Urine) Sample Quality : Normal
 Collection Time : 22/10/2022 9:59:16 Arrival : 22/10/2022 9:59:16 Validation Time: 22/10/2022 11:34:31AM

	Result	Unit	Reference Range
Urine R & M			
PHYSICAL EXAMINATION			
Quantity	20 cc		
Colour	Pale Yellow		
Transperancy	Clear		
Reaction (QDS-10 Strip)	5.0		
Sp. Gravity (QDS-10 Strip)	1.015		1.005 - 1.035 .
CHEMICAL EXAMINATION			
U. Albumin (QDS-10 Strip/Manual)	Nil		
U. Glucose (QDS-10 Strip/Manual)	Nil		
U. Acetone (QDS-10 Strip/Manual)	Absent		
BS/BP (QDS-10 Strip/Manual)	Absent		
MICROSCOPIC EXAMINATION			
Pus Cell	Occasional	/H.P.F.	/H.P.F.
Red Blood Cell	Nil	/H.P.F.	/H.P.F.
Epithelial Cell	1-2	/H.P.F.	/H.P.F.
Cast	Not Seen		
Crystals	Not Seen		
Amorphous	Absent		
Monilia	Absent		

*** END OF REPORT ***



Dr. Shreya Patel
MD(Path)
Consultant Pathologist

Dr. Manisha Shah
MD (Path & Bact)
Consultant Pathologist
Reg. No. : G-15496

Dr. Jitendra Nayak
MD (Path)
Consultant Pathologist
Reg. No. : G-14786



FOR PATHOLOGY REPORTS ONLY

FOR ECHO / TMT REPORTS ONLY

ECHO Report

Dt : 22/10/2022

Patient Details

Patient ID 320031
Name Mr. MOOKANAGARI RAKESH REDDY
Age 33 Years
Gender Male
Blood Group
Referral Doctor

ECHO Identification Detail

Doctor Incharge Dr. VIPUL KAPOOR
Clinical Status Of Patient
ECHO Code Hiren
Finding Description

1. Normal cardiac chambers dimensions.
2. Normal LV systolic function, LVEF: 60%.
3. No RWMA.
4. Stage I diastolic dysfunction.
6. All cardiac valves are structurally normal.
7. Trivial MR, Trivial TR, Trivial PR, No AR.
8. No PAH.
9. Normal RV systolic function.
10. No clot/vegetation/pericardial effusion.

Dr. VIPUL KAPOOR



JCI (USA)

NABH

MC-3049

OUR ACCREDITATIONS

22-10-2022 09:36:17
ID: 560

Years

HR : 53 bpm
P : 90 ms
PR : 127 ms
QRS : 97 ms
QT/QTc : 387/364 ms
P/QRS/T : -22/18/20 °
RV5/SV1 : 1.025/0.426 mV

Diagnosis Information:

Name : MR. MOOKANAGARI
RAKESH REDDY
Reg No : CIMS/A/2022/387242
DoB/Sex : 08/09/1989 / Male

Report Confirmed by:

