

CERTIFICATE OF MEDICAL FITNESS

This is to certify that I have conducted the clinical examination

Of (Name) K. RAMESH BABU NAIK 23^m on (Date) 10-04-2024

After reviewing the medical history and on clinical examination it has been found that he/she is

<input checked="" type="checkbox"/> Medically Fit	Tick <input checked="" type="checkbox"/>
<ul style="list-style-type: none"> • Fit with restrictions/recommendations <p>Though following restrictions have been revealed, in my opinion, these are not impediments to the job.</p> <p>1.....</p> <p>2.....</p> <p>3.....</p> <p>However the employee should follow the advice/medication that has been communicated to him/her.</p> <p>Review after _____</p>	
<ul style="list-style-type: none"> • Currently Unfit. Review after _____ Recommended _____ • Unfit 	
<ul style="list-style-type: none"> ❖ Physically Challenge Status (Yes/NO) <input checked="" type="checkbox"/> _____ ○ If Yes, Need Details Description _____ 	

Dr. M. S. Choudary
Medical Officer
Clinic Name & Address

M. S. CHOUDARY, MBBS, DLO, MS
 Registered No: 9747 (A.P. Med. Council),
 TAGANTI CLINIC, ADARSH DIAGNOSTICS
 D.No: 29-3-23, Flat No: 102
 Sri Banga Heights Ground Floor
 Kaleswara Rao Road, Governorpet
 BAYAWADA-520 002. Ph: 66646

K. Ramesh Babu Naik

MER- MEDICAL EXAMINATION REPORT



Date of Examination	10-04-2024		
NAME	K. RAMESH BABU NAIK		
AGE	23	Gender: M	
HEIGHT(cm)	172	WEIGHT(kg): 75	BMI: 24
B.P.	120/80		
ECG	NORMAL		
X Ray	NORMAL		
Vision Checkup: <i>NORMAL</i>	Left Eye		Right Eye
	Distance Vision:	6/6	6/6
	Near Vision:	M/6	M/6
	Color Vision: <i>NORMAL</i>		
ENT / Audiometry Checkup	NORMAL		
Present Ailments	NO		
Details of Past ailments (If Any)	NIL		
Comments / Advice : She /He is Physically Fit	FIT		
<i>GOOD HEALTH</i>			

K. Ramesh Babu

M.S. Choudary

Signature with Stamp of Medical Examiner

M.S. CHOUDARY, MBBS, DLO, MS
 Registered No: 9747 (A.P. Med. Council,
 AGANTI CLINIC, ADARSH DIAGNOSTICS
 D.No: 29-3-23, Flat No: 102
 Sr. Wanga Heights Ground Floor
 Sateeswara Rao Road, Governorpet
 BAYAWADA-520 002. Ph: 66646

 भारत सरकार
 आधर

భారత ప్రభుత్వం
Government of India


భారత ఏకైక గుర్తింపు ప్రాధికార సంస్థ
Unique Identification Authority of India


రిజిస్ట్రేషన్/ Enrolment No.: 0651/60106/35768

Downloaded Date: 02/01/2023

To
 కేతావత్ రమేష్ బాబు నాయక్
 Kethavath Ramesh Babu Naik
 S/O: Govind Naik
 Main Road
 chekraya palem
 Garikapadu
 Garikapadu
 Guntur Andhra Pradesh - 522614
 9182503917


Issue Date: 21/12/2020


Signature valid





మీ ఆధార్ సంఖ్య / Your Aadhaar No. :
4768 8541 2982
 VID : 9180 9994 2810 9959

నా ఆధార్, నా గుర్తింపు

 భారత ప్రభుత్వం
 Government of India

 ఆధర్

Downloaded Date: 02/01/2023



కేతావత్ రమేష్ బాబు నాయక్
 Kethavath Ramesh Babu Naik
 పుట్టిన తేదీ/DOB: 06/04/2001
 ప్రభుత్వం/ MALE

Issue Date: 21/12/2020

4768 8541 2982
 VID : 9180 9994 2810 9959

నా ఆధార్, నా గుర్తింపు

M.S. Choudary

M.S. Choudary

M.S. CHOUDARY, MBBS, DLO, MS
 Registered No: 9747 (A.P. Med. Council),
 IAGANTI CLINIC, ADARSH DIAGNOSTICS
 D.No: 29-3-23, Flat No: 102
 Sri Ranga Heights Ground Floor
 Kaleswara Rao Road, Governorpet
 RAYAWADA-520 002. Ph: 66645



ADARSH DIAGNOSTICS

ISO 9001 : 2015 CERTIFIED

D.No. 29-3-23, Flat No : 102, Opp. I.V. Palace Road, Sri Ranga Heights,
Ground Floor, Kaleswara Rao Road, Governorpet,
VIJAYAWADA - 520 002. © (0866) 6664639, Fax : 2431916

ARCOFEMI

Name of the life to be Assured:-K.RAMESH BABU NAIK Age:-23/M

BLOOD EXAMINATION REPORT

TEST	CBC	RESULT	NORMAL .RANGE
HAEMOGLOBIN(HGB)	:	14.8 gm%	(12.0 – 16.0 g/100ml)
P C V (HAEMATOCRIT)	:	43.6 gm%	(36 - 48 %)
MCV	:	89.10 CU.MM	(76 - 92 CU MM)
MCH	:	28.04 MM.G	(27 - 32 MM G)
MCHC	:	33.0 %	(30 - 35 %)
RDW	:	NORMAL	
M P V	:	NORMAL	
INDICES	:	NORMAL	
T R B C	:	4.90 miil/cumm	(3.9 – 6.5miil/cumm)
PLATELET COUNT	:	2.3 lakhs/c.mm	(1.5 - 4.0 lakhs/c.mm)
T W B C	:	7,100 cells/cumm	(4,000-10,000cells/cumm)
DIFFERENTIAL COUNT			
NEUTROPHILS	:	70 %	(40 - 74 %)
LYMPHOCYTES	:	25 %	(20 - 45%)
EOSINOPHILS	:	05 %	(2 - 06 %)
MONOCYTES	:	----	(00 - 02 %)
BASOPHILS	:	----	(< 1%)
E S R	:	14 mm/ 1st hour	(02 - 12mm/1 st hour)
GROUP	:	"B"	
RH TYPE	:	POSITIVE(+VE)	

Dated at Vijayawada on the 10TH day of APRIL 2024

Mee

(Pathologist/Dr.Incharge)

ADARSH DIAGNOSTICS

D.No: 29-3-23, Flat No: 102
SRI RANGA HEIGHTS, GROUND FLOOR
Kaleswara Rao Road, Governorpet
VIJAYAWADA-520 002. Ph: 6664639

X-RAY, ECG, E.E.G. PATHOLOGICAL, SEROLOGICAL, BIO-CHEMICAL, IMMUNOASSAY, BLOOD BANK,
TREAD- MILL STRESS TEST : ULTRA SOUND SCAN WITH 2-D ECHO CARDIOGRAPHY, HOLTER RECORD,
AUDIOMETRY AND 24 HOURS AMBULANCE, ENDOSCOPY



ADARSH DIAGNOSTICS

ISO 9001 : 2015 CERTIFIED

D.No. 29-3-23, Flat No : 102, Opp. I.V. Palace Road, Sri Ranga Heights,
Ground Floor, Kaleswara Rao Road, Governorpet,
VIJAYAWADA - 520 002. © (0866) 6664639, Fax : 2431916

ARCOFEMI

Name of the life to be Assured:-K.RAMESH BABU NAIK Age:-23/M

BLOOD EXAMINATION REPORT

FASTING BLOOD SUGAR(FBS):	78 mg/dL	(N.VALUE:60 – 100 mg/dL)
POST PRANDRLAL BLOOD SUGAR:	122 mg/dL	(N.VALUE:60-150 mg/dL)
S.CREATININE	: 0.8 mg/dL	(N.VALUE:0.5 – 1.6 mg/dL)
BUN/ S.CREATININE	: 17.5	
S.BILIRUBIN	: 0.7 mg/dL	(N.VALUE: 0.2 – 1.2 mg/dL)
DIRECT BILIRUBIN	: 0.1 mg/dL	(N.VALUE:0.0 – 0.2 mg/dL)
INDIRECT BILIRUBIN	: 0.6 mg/dL	(N.VALUE:0.0 – 1.0 mg/dL)

Dated at Vijayawada on the 10TH day of APRIL 2024

M. See

(Pathologist/Dr.Inchrge)

ADARSH DIAGNOSTICS
D.No: 29-3-23, Flat No: 102
SRI RANGA HEIGHTS, GROUND FLOOR
Kaleswara Rao Road, Governorpet
VIJAYAWADA-520 002. Ph: 6664639

X-RAY, ECG, E.E.G. PATHOLOGICAL, SEROLOGICAL, BIO-CHEMICAL, IMMUNOASSAY, BLOOD BANK,
TREAD- MILL STRESS TEST : ULTRA SOUND SCAN WITH 2-D ECHO CARDIOGRAPHY, HOLTER RECORD,
AUDIOMETRY AND 24 HOURS AMBULANCE, ENDOSCOPY



ADARSH DIAGNOSTICS

ISO 9001 : 2015 CERTIFIED

D.No. 29-3-23, Flat No : 102, Opp. I.V. Palace Road, Sri Ranga Heights,
Ground Floor, Kaleswara Rao Road, Governorpet,
VIJAYAWADA - 520 002. © (0866) 6664639, Fax : 2431916

ARCOFEMI

Name of the life to be Assured:-K.RAMESH BABU NAIK Age:-23/M

URINE EXAMINATION REPORT

MACROSCOPY

QUANTITY	:	8.5ML
APPEARANCE	:	CLEAR
COLOUR	:	PALE YELLOW
SP GRAVITY	:	1.018
REACTION	:	ACIDIC

CHEMICAL

BILE SALTS	:	NEGATIVE(-VE)
BILE PIGEMENTS	:	NEGATIVE(-VE)
UROBILINOGEN	:	NORMAL
ACETONE	:	NEGATIVE(-VE)
OCCULT BLOOD	:	NEGATIVE(-VE)
ALBUMIN	:	NIL
URINE SUGAR	:	NIL

MICRO

R B C	:	NIL
CAST	:	NIL
PUS CELLS	:	1-2/HPF
E P CELLS	:	NIL
CRYSTALS	:	NIL
BACTERIA	:	NIL

Dated at Vijayawada on the 10TH day of APRIL 2024


(Pathologist/Dr.Incharge)

ADARSH DIAGNOSTICS

D.No: 29-3-23, Flat No: 102
SRI RANGA HEIGHTS, GROUND FLOOR
Kaleswara Rao Road, Governorpet
VIJAYAWADA-520 002 Ph- 6664639

X-RAY, ECG, E.E.G. PATHOLOGICAL, SEROLOGICAL, BIO-CHEMICAL, IMMUNOASSAY, BLOOD BANK,
TREAD- MILL STRESS TEST : ULTRA SOUND SCAN WITH 2-D ECHO CARDIOGRAPHY, HOLTER RECORD,
AUDIOMETRY AND 24 HOURS AMBULANCE, ENDOSCOPY



ADARSH DIAGNOSTICS

ISO 9001 : 2015 CERTIFIED

D.No. 29-3-23, Flat No : 102, Opp. I.V. Palace Road, Sri Ranga Heights,
Ground Floor, Kaleswara Rao Road, Governorpet,
VIJAYAWADA - 520 002. © (0866) 6664639, Fax : 2431916

ARCOFEMI

Name of the life to be Assured :-K.RAMESH BABU NAIK

Age:- 23/M

ECG REPORT

<i>RATE</i>	:	<i>72bpm</i>
<i>RHYTHM</i>	:	<i>SINUS</i>
<i>P</i>	:	<i>NORMAL</i>
<i>P R INTERVAL</i>	:	<i>131ms</i>
<i>Q R S INTERVAL</i>	:	<i>94ms</i>
<i>S T SEGEMENT</i>	:	<i>NORMAL</i>
<i>T WAVES</i>	:	<i>NORMAL</i>
<i>Q WAVES</i>	:	<i>NIL</i>
<i>HYPERTRPHY</i>	:	<i>NO</i>
<i>Q T</i>	:	<i>389ms</i>
<i>Q R S AXIS</i>	:	<i>42Deg</i>
<i>IMPRESSION</i>	:	<i>NORMAL ECG</i>

Dated at Vijayawada on the 10th day of April 2024

CONSULTANT CARDIOLOGIST

Dr. MAGANTI S.V.R.K.V. PRASAD
M.B,B.S;PGDHS;DC(CARDIOLOGY)
Regd.No:14414(A.P.MED.COUNCIL)
CONSULTANT CARDIOLOGIST
MAGANTI CLINIC
VIJAYAWADA.

X-RAY, ECG, E.E.G. PATHOLOGICAL, SEROLOGICAL, BIO-CHEMICAL, IMMUNOASSAY, BLOOD BANK,
TREAD- MILL STRESS TEST : ULTRA SOUND SCAN WITH 2-D ECHO CARDIOGRAPHY, HOLTHER RECORD,
AUDIOMETRY AND 24 HOURS AMBULANCE, ENDOSCOPY

45
Born 06-Apr-01 23 Years
K. RAMESH BABU NAIK
Male

10-Apr-24 2.40.00

Rate 72 Sinus rhythm.....normal P axis, V-rate 50-99

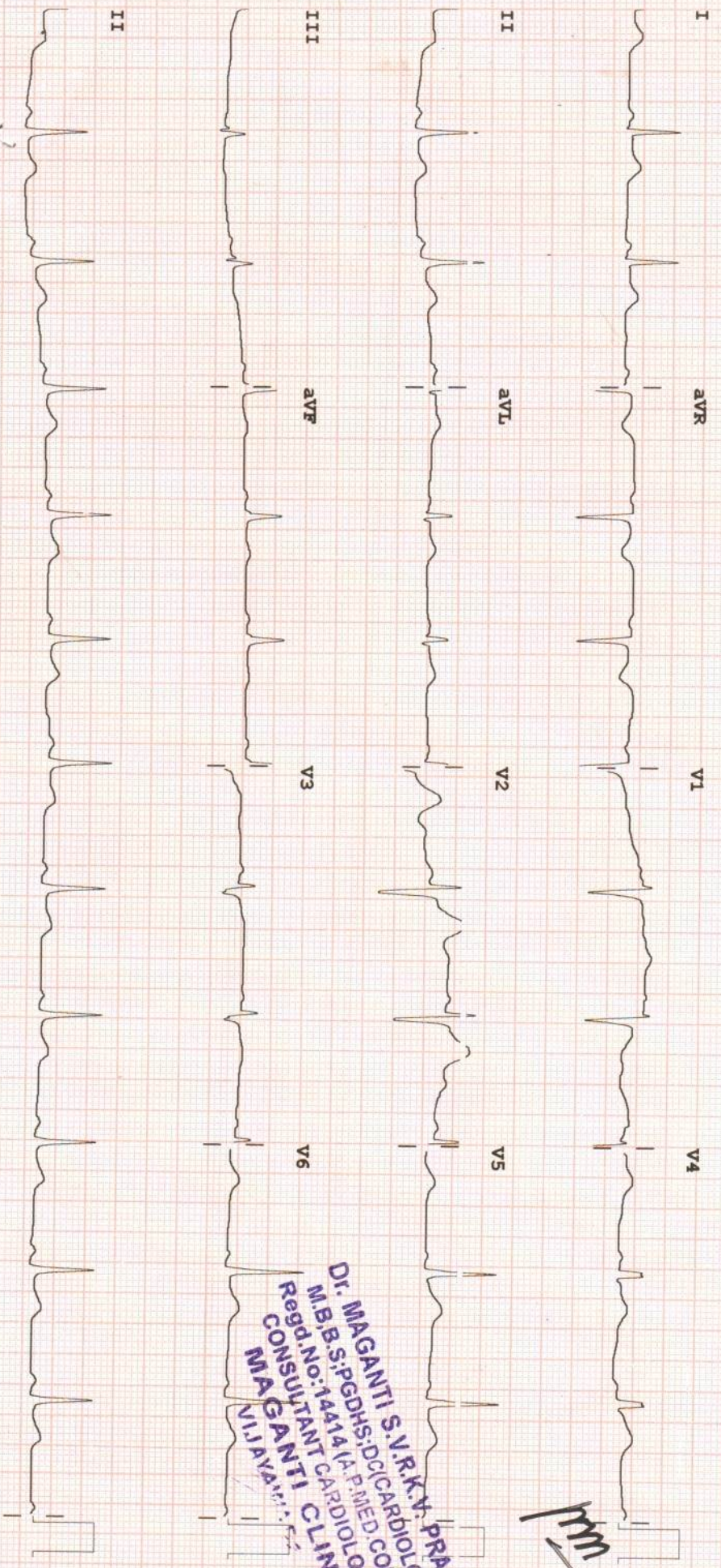
PR 131
QRSD 94
QT 389
QTc 426

--AXIS--
P 33
QRS 42
T 22

12 Lead; Standard Placement

- NORMAL ECG -

Requested by: ARCOFEMI
Unconfirmed Diagnosis



Dr. MAGANTI S.V.R.K.N. PRASAD
M.B.S.PGDHSD(CARDIOLOGY)
Regd.No:14114(A.P.MED.COUNCIL)
CONSULTANT CARDIOLOGIST
MAGANTI CLINIC
VIJAYANAGAR

Device: Speed: 25 mm/sec Limb: 10 mm/mV Chest: 10.0 mm/mV

F 60~ 0.15-100 Hz

PH100B CL P?

PHILIPS



ADARSH DIAGNOSTICS

ISO 9001 : 2015 CERTIFIED

D.No. 29-3-23, Flat No : 102, Opp. I.V. Palace Road, Sri Ranga Heights,
Ground Floor, Kaleswara Rao Road, Governorpet,
VIJAYAWADA - 520 002. © (0866) 6664639, Fax : 2431916

ARCOFEMI

Name of the life to be Assured :-K.RAMESH BABU NAIK

Age:- 23/M

X-RAY CHEST AP VIEW

CARDIAC SIZE IS NORMAL.

LUNG FIELDS ARE CLEAR

BOTH HILA ARE NORMAL

C.P ANGLES ARE CLEAR

NO BONY LESION

IMPRESSION: NORMAL STUDY

Dated at Vijayawada on the 10th day of April 2024

CONSULTANT RADIOLOGIST/Dr.Incharge

DR. G. PRASADA RAO

MBBS, DMRF

Rg. No: 17266

Consulting Radiologist