



बैंक ऑफ़ बड़ौदा Bank of Baroda



To,

The Coordinator,
MediWheel (M/s. Arcofemi Healthcare Pvt. Ltd.)

Dear Sir / Madam,

Sub: Annual Health Checkup for the employees of Bank of Baroda

This is to inform you that the following spouse of our employee wishes to avail the facility of Cashless Annual Health Checkup provided by you in terms of our agreement.

PARTICULARS OF HEALTH CHECK UP BENEFICIARY	
NAME	ANSOYABEN RAKESHBHAI TADVI
DATE OF BIRTH	15-08-1987
PROPOSED DATE OF HEALTH CHECKUP FOR EMPLOYEE SPOUSE	07-09-2024
BOOKING REFERENCE NO.	24S79720100113024S
SPOUSE DETAILS	
EMPLOYEE NAME	MR. TADVI RAKESHBHAI JAGDISHBHAI
EMPLOYEE EC NO.	79720
EMPLOYEE DESIGNATION	SENIOR OFFICE ASSISTANT
EMPLOYEE PLACE OF WORK	BHADAM
EMPLOYEE BIRTHDATE	29-08-1987

This letter of approval / recommendation is valid if submitted along with copy of the Bank of Baroda employee id card. This approval is valid from **05-09-2024** till **31-03-2025**. The list of medical tests to be conducted is provided in the annexure to this letter. Please note that the said health checkup is a **cashless facility** as per our tie up arrangement. We request you to attend to the health checkup requirement of our employee's spouse and accord your top priority and best resources in this regard. The EC Number and the booking reference number as given in the above table shall be mentioned in the invoice, invariably.

We solicit your co-operation in this regard.

Yours faithfully,

Sd/-

Chief General Manager
HRM & Marketing Department
Bank of Baroda

(Note: This is a computer generated letter. No Signature required. For any clarification, please contact MediWheel (M/s. Arcofemi Healthcare Pvt. Ltd.))

ભારત સરકાર
Government of India

આધાર

Issue Date: 29/08/2012

તડવી રાકેશભાઈ જગદીશભાઈ
Tadvi Rakeshbhai Jagdishbhai
જન્મ તારીખ/DOB: 29/08/1987
પુરુષ/ MALE

4660 9212 2654
VID : 9151 0705 6667 0484

મારો આધાર, મારી ઓળખ

ભારતીય વિશિષ્ટ ઓળખાણ પ્રાધિકરણ
Unique Identification Authority of India

આધાર

Download Date: 17/12/2021

સરનામું :
S/O: તડવી જગદીશભાઈ, વચલા ફાલિયા, ડેકાઈ, ઇન્દોરખરોડ,
ગુજરાત - 393151

Address:
S/O: Tadvi Jagdishbhai, VACHALA FALIYA,
DEKAI, Chhindiapara, Narmada,
Gujarat - 393151

4660 9212 2654
VID : 9151 0705 6667 0484

1947 | help@uidai.gov.in | www.uidai.gov.in



Patient Name : Rakeshbhai Jagdishbhai Tadvi

Sample No. : 20240905871



Patient ID : 20230107923

Visit No. : OPD20240913979

Age / Sex : 37y/Male

Call. Date : 07/09/2024 11:05

Consultant : DR KANCHI DESAI

S. Coll. Date : 07/09/2024 11:44

Ward : -

Report Date : 07/09/2024 16:04

CBC, ESR

Investigation	Result	Normal Value
Hemoglobin :	13.6 gm/dl	13.5 to 18.0 gm/dl
P.C.V. :	42.4 %	42.0 to 52.0 %
M.C.V. :	70.9 fL [L]	78 to 100 fL
M.C.H. :	22.7 pg [L]	27 to 31 pg
M.C.H.C. :	32.1 g/dl	32 to 36 g/dl
RDW :	11.9 %	11.5 to 14.0 %
RBC Count :	5.98 X 10 ⁶ / cumm	4.7 to 6.0 X 10 ⁶ / cumm
Polymorphs :	55 %	38 to 70 %
Lymphocytes :	41 %	15 to 48 %
Eosinophils :	2 %	0 to 6 %
Monocytes :	2 % [L]	3 to 11 %
Total :	100	< 100 > 100
WBC Count :	5100 /cmm	4000 to 10000 /cmm
Platelets Count :	313000 / cmm	1,50,000 to 4,50,000 /cmm
ESR - After One Hour :	5 mm/hr	1 to 13 mm/hr

Dr. Mehul Desai
M.B.D.C.P
Reg.No.G-9521



Patient Name : Rakeshbhai Jagdishbhai Tadv	Sample No. : 20240905871
Patient ID : 20230107923	Visit No. : OPD20240913979
Age / Sex : 37y/Male	Call. Date : 07/09/2024 11:05
Consultant : DR KANCHI DESAI	S. Coll. Date : 07/09/2024 11:44
Ward : -	Report Date : 07/09/2024 16:04

Blood Group

Investigation	Result	Normal Value
BLOOD GROUP :		
ABO	O	
Rh	Positive	

RENAL FUNCTION TEST

Investigation	Result	Normal Value
Creatinine :	1 mg/dl	0.6 - 1.4 mg/dl
Urea :	30 mg/ dl	13 - 45 mg/dl
Uric Acid :	7.1 mg/dl	3.5 - 7.2 mg/dl
Calcium :	9 mg/dl	8.5 - 10.5
Phosphorus :	5.2 mg/dl	1.5 - 6.8

Dr.Mehul Desai
M.B.D.C.P
Reg.No.G-9521



Patient Name : Rakeshbhai Jagdishbhai Tadvi

Sample No. : 20240905871



Patient ID : 20230107923

Visit No. : OPD20240913979

Age / Sex : 37y/Male

Call. Date : 07/09/2024 11:05

Consultant : DR KANCHI DESAI

S. Coll. Date : 07/09/2024 11:44

Ward : -

Report Date : 07/09/2024 16:04

FBS & PPBS

Investigation	Result	Normal Value
Blood Sugar (FBS) :	89 mg/dl	74 - 100 mg/dl
Urine Sugar (FUS) :	Nil	
Blood Sugar (PP2BS) :	103 mg/dl	70 to 120 mg/dl
Urine Sugar (PP2US) :	Nil	

HBA1C

Investigation	Result	Normal Value
Glycosylated Hb :	5.6 %	Near Normal Glycemia : 6 to 7 Excellent Control : 7 to 8 Good Control : 8 to 9 Fair Control : 9 to 10 Poor Control : > 10
Average Plasma Glucose of Last 3 Months :	114.02	

Dr.Mehul Desai
M.B.D.C.P
Reg.No.G-9521



Patient Name : Rakeshbhai Jagdishbhai Tadvi	Sample No. : 20240905871
Patient ID : 20230107923	
Age / Sex : 37y/Male	Visit No. : OPD20240913979
Consultant : DR KANCHI DESAI	Call. Date : 07/09/2024 11:05
Ward : -	S. Coll. Date : 07/09/2024 11:44
	Report Date : 07/09/2024 16:04

Lipid Profile

Investigation	Result	Normal Value
Sample :	Fasting	
Sample Type :	Normal	
Cholesterol (Chol) :	188 mg/dl	Low risk : < 200 Moderate risk : 200 - 239 High risk : > or = 240
Triglyceride :	130 mg/dl	Normal : < 200.0 High : 200 - 499 Very High : > or = 500
HDL Cholesterol :	32 mg/dl [L]	Low risk : >or = 60 mg/dL High risk : Up to 35 mg/dL
LDL :	130 mg/dl	131.0 to 159.0(N) < 130.0(L) > 159.0(H)
VLDL :	26 mg/dl	Up to 0 to 34 mg/dl
LDL/HDL Ratio :	4.06	Low risk : 0.5 to 3.0 Moderate risk : 3.0 to 6.0 Elevted level high > 6.0
Total Chol / HDL Ratio :	5.88	Low Risk : 3.3 to 4.4 Average Risk : 4.4 to 7.1 Moderate Risk : 7.1 to 11.0 High Risk : > 11.0
Total Lipids :	650 mg/dl	400 to 700 mg/dl

Note :- Lipemic samples give high triglyceride value and falsely low LDL value.

Dr. Mehul Desai
M.B.D.C.P
Reg.No.G-9521



Patient Name : Rakeshbhai Jagdishbhai Tadvi

Sample No. : 20240905871



Patient ID : 20230107923

Visit No. : OPD20240913979

Age / Sex : 37y/Male

Call. Date : 07/09/2024 11:05

Consultant : DR KANCHI DESAI

S. Coll. Date : 07/09/2024 11:44

Ward : -


Report Date : 07/09/2024 16:04

LFT (Liver Function Test)

Investigation	Result	Normal Value
Total Bilirubin :	0.6 mg/dl	0.2 to 1.0 mg/dl
Direct Bilirubin :	0.2 mg/dl	0.0 to 0.2 mg/dl
Indirect Bilirubin :	0.4 mg/dl	0.0 to 0.8 mg/dl
AST (SGOT) :	14 U/L	5 to 34 U/L
ALT (SGPT) :	22 U/L	0 to 55 U/L
Total Protein (TP) :	7.1 g/dL	6.4 to 8.3, g/dl
Albumin (ALB) :	4.5 g/dl	3.5 to 5.2 g/dl
Globulin :	2.6 g/dl	2.3 to 3.5 g/dl
A/G Ratio :	1.73	
Alkaline Phosphatase (ALP) :	85 U/L	40 to 150 U/L
GAMMA GT. :	21 U/L	7 to 35 U/L


Dr. Mehul Desai
M.B.D.C.P
Reg.No.G-9521



Patient Name :	Rakeshbhai Jagdishbhai Tadvi	Sample No. :	20240905871 
Patient ID :	20230107923	Visit No. :	OPD20240913979
Age / Sex :	37y/Male	Call. Date :	07/09/2024 11:05
Consultant :	DR KANCHI DESAI	S. Coll. Date :	07/09/2024 11:44
Ward :	-	Report Date :	07/09/2024 16:04

Urine R/M

Investigation	Result	Normal Value
Quantity - :	20 ml	
Colour - :	Pale Yellow	
Reaction (pH) :	6.5	4.6-8.0
Turbidity :	Clear	
Deposit :	Absent	Absent
Sp.Gravity :	1.020	1.005-1.010
Protein :	Absent	Absent
Glucose :	Absent	Absent
Bile Salts :	Absent	Absent
Bile pigments :	Absent	Absent
Ketones :	Absent	Absent
Urobilinogen :	Absent	
Blood :	Absent	Absent
Pus Cells :	0-1 /hpf	0-5/hpf
Red Blood Cells :	Absent /hpf	Absent
Epithelial Cells :	0-1 /hpf	



Dr.Mehul Desai
M.B.D.C.P
Reg.No.G-9521



Unipath Specialty Laboratory (Baroda) LLP - Platinum Complex, Opp. HDFC Bank, Nr. Radha Krishna char rasta, Akota, Vadodra - 390020
 Phone: 0265-235495 / 2326280 | Mobile: 7228800500 / 8155028222 | Email: info.baroda@unipathllp.in
 Home Visit / OPD Reception : 9998724579



TEST REPORT

Reg. No. : 40901003765 Reg. Date : 07-Sep-2024 14:10 Collected On : 07-Sep-2024 14:10
 Name : Mr. RAKESH TADVI Approved On : 07-Sep-2024 15:04
 Age : 37 Years Gender : Male Ref. No. : Dispatch At :
 Ref. By : Tele No. :
 Location : SAVITA SUPERSPECIALTY HOSPITAL @ WAGHODIYA ROAD

Test Name	Results	Units	Bio. Ref. Interval
THYROID FUNCTION TEST			
T3 (triiodothyronine) <i>Method:CLIA</i>	1.25	ng/mL	0.6 - 1.81
T4 (Thyroxine) <i>Method:CLIA</i>	8.60	µg/dL	4.5 - 12.6
TSH (ultra sensitive) <i>Method CLIA</i>	1.760	µIU/mL	0.55 - 4.78
Sample Type:Serum			

Comments:

Thyroid stimulating hormone (TSH) is synthesized and secreted by the anterior pituitary in response to a negative feedback mechanism involving concentrations of FT3 (free T3) and FT4 (free T4). Additionally, the hypothalamic tripeptide, thyrotropin-releasing hormone (TRH), directly stimulates TSH production. TSH stimulates thyroid cell production and hypertrophy, also stimulate the thyroid gland to synthesize and secrete T3 and T4. Quantification of TSH is significant to differentiate primary (thyroid) from secondary (pituitary) and tertiary (hypothalamus) hypothyroidism. In primary hypothyroidism, TSH levels are significantly elevated, while in secondary and tertiary hypothyroidism, TSH levels are low.

TSH levels During Pregnancy :

- First Trimester : 0.1 to 2.5 µIU/mL
- Second Trimester : 0.2 to 3.0 µIU/mL
- Third trimester : 0.3 to 3.0 µIU/mL

Reference : Carl A.Burtis,Edward R.Ashwood,David E.Bruns. Tietz Textbook of Clinical Chemistry and Molecular Diagnostics. 5th Eddition. Philadelphia: WB Saunders,2012:2170

----- End Of Report -----

This is an electronically authenticated report."Please verify the authenticity of this report by scanning the QR code to ensure data integrity."

Test done from collected sample.

Printed On: 07-Sep-2024 15:04

Dr. Vishal Jhaveri
M.B.B.S,Page 1 of 1
Reg. G-13041

We are open 24 x 7 & 365 days

LLP Identification Number: AAN-8932

TADVI, RAKESH
Male

07-Sep-24 2:23:33 PM

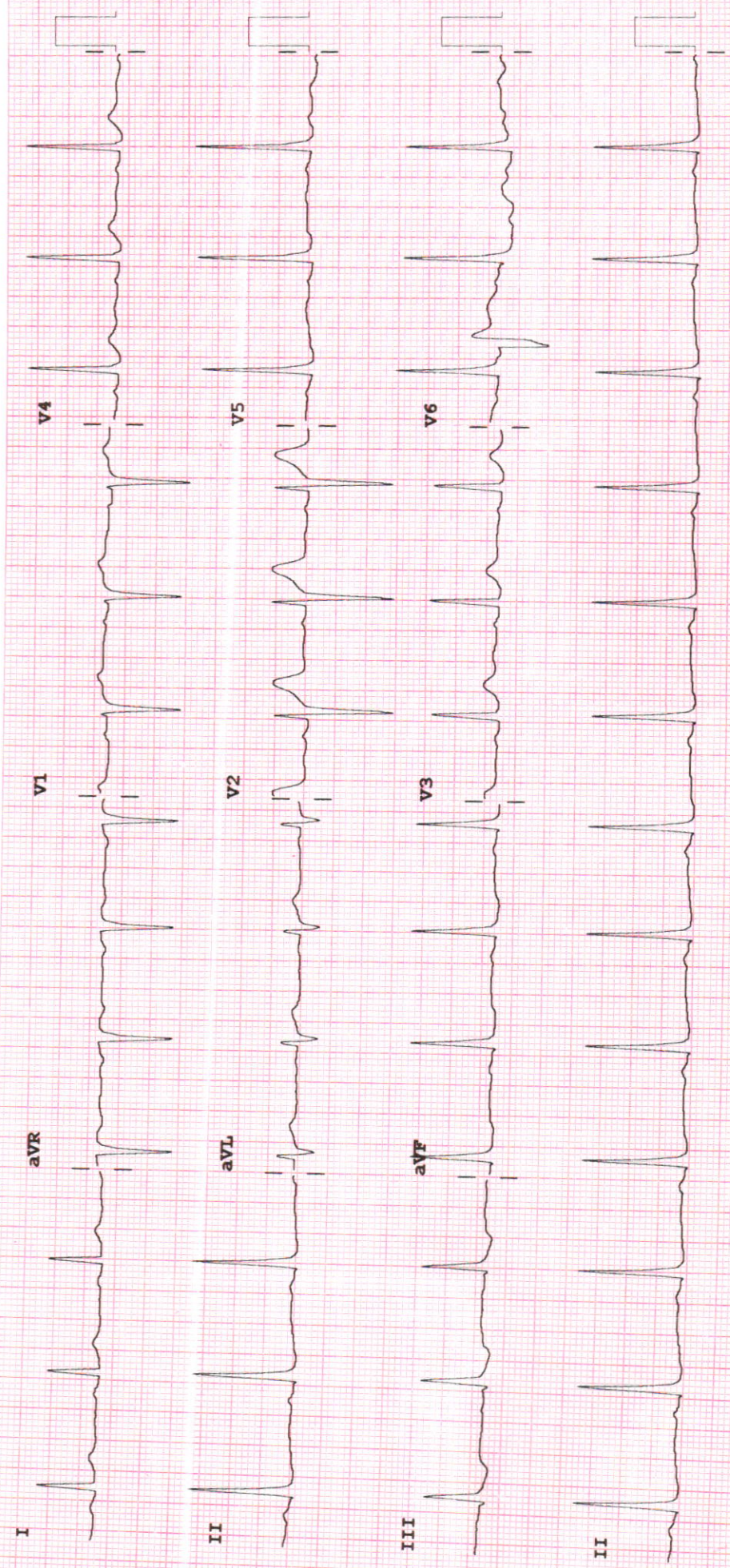
37 Years

Rate 80
PR 164
QRSD 94
QT 332
QTc 383

--AXIS--

P 37
QRS 61
T -36

12 Lead; Standard Placement



Device:

Speed: 25 mm/sec Limb: 10 mm/mV Chest: 10.0 mm/mV

F 50~ 0.50-150 Hz W

PH09

P?



2D-ECHOCARDIOGRAPHY AND COLOR DOPPLER REPORT

NAME: RAKESH TADVI

AGE/SEX: 37 YRS/MALE

DATE: 07/09/2024

REF BY: DIRECT

OBSERVATION:

- NORMAL LV SIZE AND NORMAL LV SYSTOLIC FUNCTION. LVEF = 60% (VISUAL).
- NO RWMA AT REST.
- NORMAL LV DIASTOLIC DYSFUNCTION.
- TRIVIAL MR. NO MS.
- NO AR. NO AS.
- TRIVIAL TR. NO PAH.
- NORMAL SIZED LA, RA & RV WITH NORMAL RV SYSTOLIC FUNCTION.
- NORMAL SIZED MPA, RPA & LPA.
- INTACT IAS & IVS.
- NO E/O INTRACARDIAC CLOT/VEGETATION/PE.
- NORMAL IVC.
- NORMAL PERICARDIUM.

LA: 32MM

AO: 28MM


IVS: 11/14MM

LVPW: 10/13MM

LVID: 45/26MM

CONCLUSION:

- **NORMAL LV/RV SIZE AND SYSTOLIC FUNCTION.**
- **NO RWMA AT REST.**
- **LVEF = 60% (VISUAL).**


DR. NIRAV BHALANI
[CARDIOLOGIST]

DR. ARVIND SHARMA
[CARDIOLOGIST]



PATIENT NAME: RAKESH TADVI

AGE/SEX: 37 YRS/M

DATE: Saturday, 07 September 2024

ULTRASOUND OF ABDOMEN & PELVIS

LIVER appears normal in size and **shows mildly raised parenchymal echogenicity**. No evidence of focal lesion. No evidence of dilated IHBR or portal vein. CBD appears normal.

GALL BLADDER is distended. No e/o wall thickening, pericholecystic edema or calculus within.

VISUALIZED PART OF PANCREAS appears normal. MPD is WNL.

SPLEEN appears normal in size and shows normal parenchymal echogenicity. No evidence of focal lesion.

BOTH KIDNEYS appear normal in size and position.

Show normal cortical echogenicity. Corticomedullary differentiation is maintained.

No calculus or hydronephrosis on either side.

URINARY BLADDER is full. Mucosal surface appears smooth with no e/o obvious wall thickening or calculus within.

PROSTATE appears normal in size. No evidence of focal lesion noted.


BOWEL LOOPS appear normal and show normal peristalsis

No evidence of LYMPHADENOPATHY noted.

No evidence of ASCITES or PLEURAL EFFUSION noted.

IMPRESSION:

- **Grade I Fatty Liver.**


DR SHARAD RUNGIA (MD & DNB)
CONSULTANT RADIOLOGIST

Not all pathologies can be detected on ultrasound in each scan. Further radiographic evaluation is suggested if required.



PATIENT NAME: RAKESHBHAI J TADVI

AGE/SEX: 37 YEARS/M

DATE: Saturday, 07 September 2024

CHEST X-RAY (PA)

Both lung fields appear normal.

Both hila appear normal

Bilateral costo-phrenic angles appear grossly clear

Mediastinum and cardiac shadow appear normal

Bony thorax appears unremarkable

No evidence of free gas under domes of diaphragm

IMPRESSION:

- NO SIGNIFICANT ABNORMALITY NOTED IN LUNG FIELDS
- NORMAL CARDIAC SHADOW


DR SHARAD RUNGTA (MD & DNB)
CONSULTANT RADIOLOGIST

Not all pathologies can be detected on ultrasound in each scan. Further radiographic evaluation is suggested if required.



Examination by Ophthalmologist

Name : RAKESHBHAI J TADVI

Reg. No : 20230107923

Age/ Sex : 37Y/MALE

DOE : 07-09-2024

clo DoV

Headache

Medical History:

Nil

Examination of Eye: Right LEFT

External Examination: _____

Anti seg Examination: _____

Schiot Tonometry IOP: _____

| BE day eyes

Fundus: _____

Without Glass Distant Vision: _____

6/6 6/6

Near Vision: _____

N6 N6

With Glass Distant Vision: _____

- -

Near Vision: _____

- -

Colour Vision (With Ishihara Chart): _____

WNL

Impression: _____

BE day eyes

Advice: _____

BE Exix eye drop - QDS

Signature: _____





Examination by Physician

Name : RAKESHBHAI J TADVI

Reg. No : 20230107923

Age/ Sex : 37Y/MALE

DOE : 07-09-2024

Physical Examination

Height: 168 cm Weight: 71 kg. BMI: _____ Tempera
ture: N Pulse: 88 BP: 128/88 SpO2: 98%

Chief Complaints:

10-Headache - OIL w/ throbbing vomiting
once a wk - for mins to hrs
phonophobia.

Past History:

Not significant

Examination:

General Examination:

NAD

Systemic Examination:

NAD

Investigation:

RBS FBS 89 mg/dl.

ECG WNL

Others -

Advice: T. Betacap plus 10/40 1-0 x 1 month
T. Naxdom 505 for headache

Signature






Bill of Supply (Interim Bill)



Patient ID : 20230107923

Age / Sex : 37y / M

Patient Name : RAKESHBHAI JAGDISHBHAI TADVI

Dr. Name : DR KANCHI DESAI

Referred By : self

City/Village : Vadodara

Class : Contract

PAN Card : AAQCS5566G

Visit No. : OPD20240913979(OPD)

Bill No. : OPD20240913979

Bill Date : N/A

Speciality : INTERNAL MEDICINE

Company Name : Mediwheel Health Check Up

GSTIN : 24AAQCS5566G2ZW

SAC : 999312 "Medical Service covered under healthcare service"

Mobile No. : 9726149815

Expense Details

Visit Charge

	Qty	Rate	Net Amount
07/09/2024 Physician First Consultation OPD	1.0	0.0	0.00
Ophthalmologist First Consultation OPD	1.0	0.0	0.00

Visit Charge (Subtotal)

0.00

PATHOLOGY

07/09/2024 CBC, ESR	1.0		
Urine R/M	1.0		
STOOL EXAMINATION	1.0		
Blood Group	1.0		
TFT (Thyroid Function Test)	1.0		
Lipid Profile	1.0		
RENAL FUNCTION TEST	1.0		
LFT (Liver Function Test)	1.0		
FBS & PPBS	1.0		
HBA1C	1.0		
MediWheel Full Body Health Check-Up(Male Below 40)	1.0	2000.0	2000.00

PATHOLOGY (Subtotal)

2000.00

Radiology

07/09/2024 X-RAY CHEST PA	1.0		
USG WHOLE ABDOMEN SCREENING	1.0		
X-RAY CHEST PA	1.0	0.0	0.00
USG WHOLE ABDOMEN SCREENING	1.0	0.0	0.00

Radiology (Subtotal)

0.00

Non Invasive Cardiology

07/09/2024 ECG Charge(OPD Base)	1.0		
ECHO COLOUR DOPPLER SCREENING	1.0		
ECG Charge(OPD Base)	1.0	0.0	0.00
ECHO COLOUR DOPPLER SCREENING	1.0	0.0	0.00

Non Invasive Cardiology (Subtotal)

0.00

Total Bill Amount

2000.00

Net payable amount

2000.00

Bill Outstanding

2000.00

Received With Thanks From RAKESHBHAI JAGDISHBHAI TADVI of Rs 0.0 /-
(Rs Zero Only)

Printed By : (samay j prajapat)
For Savita Hospital Live

