

Patient Name	: Mr.MANGESH GAVALI	Collected	: 24/Jun/2023 08:59AM
Age/Gender	: 52 Y 6 M 0 D/M	Received	: 24/Jun/2023 01:14PM
UHID/MR No	: CAUN.0000134606	Reported	: 24/Jun/2023 02:02PM
Visit ID	: CAUNOPV155557	Status	: Final Report
Ref Doctor	: Dr.SELF	Sponsor Name	: ARCOFEMI HEALTHCARE LIMITED
Emp/Auth/TPA ID	: 610333883704		

DEPARTMENT OF HAEMATOLOGY

ARCOFEMI - MEDIWHEEL - FULL BODY ANNUAL PLUS ABOVE 50Y MALE - 2D ECHO - PAN INDIA - FY2324

PERIPHERAL SMEAR , WHOLE BLOOD-EDTA

RBCs ARE NORMOCYTIC NORMOCHROMIC.
TLC , DLC WITHIN NORMAL LIMIT. NO IMMATURE CELLS ARE SEEN.
PLATELETS ARE ADEQUATE.
NO HEMOPARASITES SEEN



SIN No:BED230145080

This test has been performed at Apollo Health and Lifestyle Ltd- Sadashiv Peth Pune, Diagnostics Lab

Patient Name : Mr.MANGESH GAVALI	Collected : 24/Jun/2023 08:59AM
Age/Gender : 52 Y 6 M 0 D/M	Received : 24/Jun/2023 01:14PM
UHID/MR No : CAUN.0000134606	Reported : 24/Jun/2023 02:02PM
Visit ID : CAUNOPV155557	Status : Final Report
Ref Doctor : Dr.SELF	Sponsor Name : ARCOFEMI HEALTHCARE LIMITED
Emp/Auth/TPA ID : 610333883704	

DEPARTMENT OF HAEMATOLOGY

ARCOFEMI - MEDIWHEEL - FULL BODY ANNUAL PLUS ABOVE 50Y MALE - 2D ECHO - PAN INDIA - FY2324

Test Name	Result	Unit	Bio. Ref. Range	Method
-----------	--------	------	-----------------	--------

HEMOGRAM , WHOLE BLOOD-EDTA

HAEMOGLOBIN	13.2	g/dL	13-17	Spectrophotometer
PCV	38.70	%	40-50	Electronic pulse & Calculation
RBC COUNT	4.32	Million/cu.mm	4.5-5.5	Electrical Impedance
MCV	89.7	fL	83-101	Calculated
MCH	30.6	pg	27-32	Calculated
MCHC	34.1	g/dL	31.5-34.5	Calculated
R.D.W	13.9	%	11.6-14	Calculated
TOTAL LEUCOCYTE COUNT (TLC)	4,270	cells/cu.mm	4000-10000	Electrical Impedance

DIFFERENTIAL LEUCOCYTIC COUNT (DLC)

NEUTROPHILS	62.9	%	40-80	Electrical Impedance
LYMPHOCYTES	27.4	%	20-40	Electrical Impedance
EOSINOPHILS	0.8	%	1-6	Electrical Impedance
MONOCYTES	8.7	%	2-10	Electrical Impedance
BASOPHILS	0.2	%	<1-2	Electrical Impedance

ABSOLUTE LEUCOCYTE COUNT

NEUTROPHILS	2685.83	Cells/cu.mm	2000-7000	Electrical Impedance
LYMPHOCYTES	1169.98	Cells/cu.mm	1000-3000	Electrical Impedance
EOSINOPHILS	34.16	Cells/cu.mm	20-500	Electrical Impedance
MONOCYTES	371.49	Cells/cu.mm	200-1000	Electrical Impedance
BASOPHILS	8.54	Cells/cu.mm	0-100	Electrical Impedance

PLATELET COUNT

PLATELET COUNT	162000	cells/cu.mm	150000-410000	Electrical impedance
----------------	--------	-------------	---------------	----------------------

ERYTHROCYTE SEDIMENTATION RATE (ESR)

ERYTHROCYTE SEDIMENTATION RATE (ESR)	4	mm at the end of 1 hour	0-15	Modified Westergren
--------------------------------------	---	-------------------------	------	---------------------

PERIPHERAL SMEAR

RBCs ARE NORMOCYTIC NORMOCHROMIC.
 TLC , DLC WITHIN NORMAL LIMIT. NO IMMATURE CELLS ARE SEEN.
 PLATELETS ARE ADEQUATE.
 NO HEMOPARASITES SEEN



SIN No:BED230145080

This test has been performed at Apollo Health and Lifestyle Ltd- Sadashiv Peth Pune, Diagnostics Lab

Patient Name : Mr.MANGESH GAVALI	Collected : 24/Jun/2023 08:59AM
Age/Gender : 52 Y 6 M 0 D/M	Received : 24/Jun/2023 01:14PM
UHID/MR No : CAUN.0000134606	Reported : 24/Jun/2023 03:23PM
Visit ID : CAUNOPV155557	Status : Final Report
Ref Doctor : Dr.SELF	Sponsor Name : ARCOFEMI HEALTHCARE LIMITED
Emp/Auth/TPA ID : 610333883704	

DEPARTMENT OF HAEMATOLOGY

ARCOFEMI - MEDIWHEEL - FULL BODY ANNUAL PLUS ABOVE 50Y MALE - 2D ECHO - PAN INDIA - FY2324

Test Name	Result	Unit	Bio. Ref. Range	Method
-----------	--------	------	-----------------	--------

BLOOD GROUP ABO AND RH FACTOR , WHOLE BLOOD-EDTA

BLOOD GROUP TYPE	B			Microplate Hemagglutination
Rh TYPE	Positive			Microplate Hemagglutination



SIN No:BED230145080

This test has been performed at Apollo Health and Lifestyle Ltd- Sadashiv Peth Pune, Diagnostics Lab

Patient Name : Mr.MANGESH GAVALI	Collected : 24/Jun/2023 08:59AM
Age/Gender : 52 Y 6 M 0 D/M	Received : 24/Jun/2023 01:27PM
UHID/MR No : CAUN.0000134606	Reported : 24/Jun/2023 01:48PM
Visit ID : CAUNOPV155557	Status : Final Report
Ref Doctor : Dr.SELF	Sponsor Name : ARCOFEMI HEALTHCARE LIMITED
Emp/Auth/TPA ID : 610333883704	

DEPARTMENT OF BIOCHEMISTRY

ARCOFEMI - MEDIWHEEL - FULL BODY ANNUAL PLUS ABOVE 50Y MALE - 2D ECHO - PAN INDIA - FY2324

Test Name	Result	Unit	Bio. Ref. Range	Method
GLUCOSE, FASTING , NAF PLASMA	97	mg/dL	70-100	HEXOKINASE

Comment:

As per American Diabetes Guidelines

Fasting Glucose Values in mg/d L	Interpretation
<100 mg/dL	Normal
100-125 mg/dL	Prediabetes
≥126 mg/dL	Diabetes



SIN No:PLF01989810

This test has been performed at Apollo Health and Lifestyle Ltd- Sadashiv Peth Pune, Diagnostics Lab

Patient Name : Mr.MANGESH GAVALI	Collected : 24/Jun/2023 08:59AM
Age/Gender : 52 Y 6 M 0 D/M	Received : 24/Jun/2023 01:14PM
UHID/MR No : CAUN.0000134606	Reported : 24/Jun/2023 03:15PM
Visit ID : CAUNOPV155557	Status : Final Report
Ref Doctor : Dr.SELF	Sponsor Name : ARCOFEMI HEALTHCARE LIMITED
Emp/Auth/TPA ID : 610333883704	

DEPARTMENT OF BIOCHEMISTRY

ARCOFEMI - MEDIWHEEL - FULL BODY ANNUAL PLUS ABOVE 50Y MALE - 2D ECHO - PAN INDIA - FY2324

Test Name	Result	Unit	Bio. Ref. Range	Method
GLUCOSE, POST PRANDIAL (PP), 2 HOURS , NAF PLASMA	81	mg/dL	70-140	HEXOKINASE

Comment:

It is recommended that FBS and PPBS should be interpreted with respect to their Biological reference ranges and not with each other.

Conditions which may lead to lower postprandial glucose levels as compared to fasting glucose levels may be due to reactive hypoglycemia, dietary meal content, duration or timing of sampling after food digestion and absorption, medications such as insulin preparations, sulfonylureas, amylin analogues, or conditions such as overproduction of insulin.

Ref: Marks medical biochemistry and clinical approach

Patient Name : Mr.MANGESH GAVALI	Collected : 24/Jun/2023 08:59AM
Age/Gender : 52 Y 6 M 0 D/M	Received : 24/Jun/2023 01:14PM
UHID/MR No : CAUN.0000134606	Reported : 24/Jun/2023 03:15PM
Visit ID : CAUNOPV155557	Status : Final Report
Ref Doctor : Dr.SELF	Sponsor Name : ARCOFEMI HEALTHCARE LIMITED
Emp/Auth/TPA ID : 610333883704	

DEPARTMENT OF BIOCHEMISTRY

ARCOFEMI - MEDIWHEEL - FULL BODY ANNUAL PLUS ABOVE 50Y MALE - 2D ECHO - PAN INDIA - FY2324

Test Name	Result	Unit	Bio. Ref. Range	Method
HBA1C, GLYCATED HEMOGLOBIN , WHOLE BLOOD-EDTA	5.2	%		HPLC
ESTIMATED AVERAGE GLUCOSE (eAG) , WHOLE BLOOD-EDTA	103	mg/dL		Calculated

Comment:

Reference Range as per American Diabetes Association (ADA):

REFERENCE GROUP	HBA1C IN %
NON DIABETIC ADULTS >18 YEARS	<5.7
AT RISK (PREDIABETES)	5.7 – 6.4
DIAGNOSING DIABETES	≥ 6.5
DIABETICS	
· EXCELLENT CONTROL	6 – 7
· FAIR TO GOOD CONTROL	7 – 8
· UNSATISFACTORY CONTROL	8 – 10
· POOR CONTROL	>10

Note: Dietary preparation or fasting is not required.

- A1C test should be performed at least two times a year in patients who are meeting treatment goals (and who have stable glycemic control).
- Lowering A1C to below or around 7% has been shown to reduce microvascular and neuropathic complications of type 1 and type 2 diabetes. When mean annual HbA1c is <1.1 times ULN (upper limit of normal), renal and retinal complications are rare, but complications occur in >70% of cases when HbA1c is >1.7 times ULN.
- Falsely low HbA1c (below 4%) may be observed in patients with clinical conditions that shorten erythrocyte life span or decrease mean erythrocyte age. HbA1c may not accurately reflect glycemic control when clinical conditions that affect erythrocyte survival are present. Fructosamine may be used as an alternate measurement of glycemic control



SIN No:PLP1342211,EDT230057745

This test has been performed at Apollo Health and Lifestyle Ltd- Sadashiv Peth Pune, Diagnostics Lab

Patient Name : Mr.MANGESH GAVALI	Collected : 24/Jun/2023 08:59AM
Age/Gender : 52 Y 6 M 0 D/M	Received : 24/Jun/2023 01:39PM
UHID/MR No : CAUN.0000134606	Reported : 24/Jun/2023 03:11PM
Visit ID : CAUNOPV155557	Status : Final Report
Ref Doctor : Dr.SELF	Sponsor Name : ARCOFEMI HEALTHCARE LIMITED
Emp/Auth/TPA ID : 610333883704	

DEPARTMENT OF BIOCHEMISTRY

ARCOFEMI - MEDIWHEEL - FULL BODY ANNUAL PLUS ABOVE 50Y MALE - 2D ECHO - PAN INDIA - FY2324

Test Name	Result	Unit	Bio. Ref. Range	Method
LIPID PROFILE , SERUM				
TOTAL CHOLESTEROL	169	mg/dL	<200	CHO-POD
TRIGLYCERIDES	102	mg/dL	<150	GPO-POD
HDL CHOLESTEROL	37	mg/dL	40-60	Enzymatic Immunoinhibition
NON-HDL CHOLESTEROL	132	mg/dL	<130	Calculated
LDL CHOLESTEROL	112.18	mg/dL	<100	Calculated
VLDL CHOLESTEROL	20.32	mg/dL	<30	Calculated
CHOL / HDL RATIO	4.59		0-4.97	Calculated

Comment:

Reference Interval as per National Cholesterol Education Program (NCEP) Adult Treatment Panel III Report.

	Desirable	Borderline High	High	Very High
TOTAL CHOLESTEROL	< 200	200 - 239	≥ 240	
TRIGLYCERIDES	<150	150 - 199	200 - 499	≥ 500
LDL	Optimal < 100 Near Optimal 100-129	130 - 159	160 - 189	≥ 190
HDL	≥ 60			
NON-HDL CHOLESTEROL	Optimal <130; Above Optimal 130-159	160-189	190-219	>220

Measurements in the same patient can show physiological and analytical variations.

NCEP ATP III identifies non-HDL cholesterol as a secondary target of therapy in persons with high triglycerides.



SIN No:SE04404242

This test has been performed at Apollo Health and Lifestyle Ltd- Sadashiv Peth Pune, Diagnostics Lab

Patient Name : Mr.MANGESH GAVALI	Collected : 24/Jun/2023 08:59AM
Age/Gender : 52 Y 6 M 0 D/M	Received : 24/Jun/2023 01:39PM
UHID/MR No : CAUN.0000134606	Reported : 24/Jun/2023 03:11PM
Visit ID : CAUNOPV155557	Status : Final Report
Ref Doctor : Dr.SELF	Sponsor Name : ARCOFEMI HEALTHCARE LIMITED
Emp/Auth/TPA ID : 610333883704	

DEPARTMENT OF BIOCHEMISTRY

ARCOFEMI - MEDIWHEEL - FULL BODY ANNUAL PLUS ABOVE 50Y MALE - 2D ECHO - PAN INDIA - FY2324

Test Name	Result	Unit	Bio. Ref. Range	Method
LIVER FUNCTION TEST (LFT) , SERUM				
BILIRUBIN, TOTAL	0.74	mg/dL	0.3-1.2	DPD
BILIRUBIN CONJUGATED (DIRECT)	0.16	mg/dL	<0.2	DPD
BILIRUBIN (INDIRECT)	0.58	mg/dL	0.0-1.1	Dual Wavelength
ALANINE AMINOTRANSFERASE (ALT/SGPT)	18.1	U/L	<50	IFCC
ASPARTATE AMINOTRANSFERASE (AST/SGOT)	22.2	U/L	<50	IFCC
ALKALINE PHOSPHATASE	84.63	U/L	30-120	IFCC
PROTEIN, TOTAL	6.78	g/dL	6.6-8.3	Biuret
ALBUMIN	4.03	g/dL	3.5-5.2	BROMO CRESOL GREEN
GLOBULIN	2.75	g/dL	2.0-3.5	Calculated
A/G RATIO	1.47		0.9-2.0	Calculated



SIN No:SE04404242

This test has been performed at Apollo Health and Lifestyle Ltd- Sadashiv Peth Pune, Diagnostics Lab

Patient Name : Mr.MANGESH GAVALI	Collected : 24/Jun/2023 08:59AM
Age/Gender : 52 Y 6 M 0 D/M	Received : 24/Jun/2023 01:39PM
UHID/MR No : CAUN.0000134606	Reported : 24/Jun/2023 03:11PM
Visit ID : CAUNOPV155557	Status : Final Report
Ref Doctor : Dr.SELF	Sponsor Name : ARCOFEMI HEALTHCARE LIMITED
Emp/Auth/TPA ID : 610333883704	

DEPARTMENT OF BIOCHEMISTRY

ARCOFEMI - MEDIWHEEL - FULL BODY ANNUAL PLUS ABOVE 50Y MALE - 2D ECHO - PAN INDIA - FY2324

Test Name	Result	Unit	Bio. Ref. Range	Method
-----------	--------	------	-----------------	--------

RENAL PROFILE/KIDNEY FUNCTION TEST (RFT/KFT) , SERUM

CREATININE	0.96	mg/dL	0.72 – 1.18	Modified Jaffe, Kinetic
UREA	15.43	mg/dL	17-43	GLDH, Kinetic Assay
BLOOD UREA NITROGEN	7.2	mg/dL	8.0 - 23.0	Calculated
URIC ACID	6.84	mg/dL	3.5–7.2	Uricase PAP
CALCIUM	9.78	mg/dL	8.8-10.6	Arsenazo III
PHOSPHORUS, INORGANIC	3.36	mg/dL	2.5-4.5	Phosphomolybdate Complex
SODIUM	141.19	mmol/L	136–146	ISE (Indirect)
POTASSIUM	4.5	mmol/L	3.5–5.1	ISE (Indirect)
CHLORIDE	103.96	mmol/L	101–109	ISE (Indirect)



SIN No:SE04404242

This test has been performed at Apollo Health and Lifestyle Ltd- Sadashiv Peth Pune, Diagnostics Lab

Patient Name : Mr.MANGESH GAVALI	Collected : 24/Jun/2023 08:59AM
Age/Gender : 52 Y 6 M 0 D/M	Received : 24/Jun/2023 01:39PM
UHID/MR No : CAUN.0000134606	Reported : 24/Jun/2023 03:10PM
Visit ID : CAUNOPV155557	Status : Final Report
Ref Doctor : Dr.SELF	Sponsor Name : ARCOFEMI HEALTHCARE LIMITED
Emp/Auth/TPA ID : 610333883704	

DEPARTMENT OF BIOCHEMISTRY

ARCOFEMI - MEDIWHEEL - FULL BODY ANNUAL PLUS ABOVE 50Y MALE - 2D ECHO - PAN INDIA - FY2324

Test Name	Result	Unit	Bio. Ref. Range	Method
GAMMA GLUTAMYL TRANSPEPTIDASE (GGT) , SERUM	15.05	U/L	<55	IFCC



SIN No:SE04404242

This test has been performed at Apollo Health and Lifestyle Ltd- Sadashiv Peth Pune, Diagnostics Lab

Patient Name : Mr.MANGESH GAVALI	Collected : 24/Jun/2023 08:59AM
Age/Gender : 52 Y 6 M 0 D/M	Received : 24/Jun/2023 01:37PM
UHID/MR No : CAUN.0000134606	Reported : 24/Jun/2023 02:24PM
Visit ID : CAUNOPV155557	Status : Final Report
Ref Doctor : Dr.SELF	Sponsor Name : ARCOFEMI HEALTHCARE LIMITED
Emp/Auth/TPA ID : 610333883704	

DEPARTMENT OF IMMUNOLOGY

ARCOFEMI - MEDIWHEEL - FULL BODY ANNUAL PLUS ABOVE 50Y MALE - 2D ECHO - PAN INDIA - FY2324

Test Name	Result	Unit	Bio. Ref. Range	Method
-----------	--------	------	-----------------	--------

THYROID PROFILE TOTAL (T3, T4, TSH) , SERUM

TRI-IODOTHYRONINE (T3, TOTAL)	0.96	ng/mL	0.7-2.04	CLIA
THYROXINE (T4, TOTAL)	7.24	µg/dL	6.09-12.23	CLIA
THYROID STIMULATING HORMONE (TSH)	4.910	µIU/mL	0.34-5.60	CLIA

Comment:

Serum TSH concentrations exhibit a diurnal variation with the peak occurring during the night and the nadir occurring between 10 a.m. and 4 p.m. In primary hypothyroidism, thyroid-stimulating hormone (TSH) levels will be elevated. In primary hyperthyroidism, TSH levels will be low. Elevated or low TSH in the context of normal free thyroxine is often referred to as subclinical hypo- or hyperthyroid-ism, respectively. Physiological rise in Total T3 / T4 levels is seen in pregnancy and in patients on steroid therapy.

Recommended test for T3 and T4 is unbound fraction or free levels as it is metabolically active.

Note:

For pregnant females	Bio Ref Range for TSH in uIU/ml (As per American Thyroid Association)
First trimester	0.1 - 2.5
Second trimester	0.2 – 3.0
Third trimester	0.3 – 3.0



SIN No: SPL23091251

This test has been performed at Apollo Health and Lifestyle Ltd- Sadashiv Peth Pune, Diagnostics Lab

Patient Name : Mr.MANGESH GAVALI	Collected : 24/Jun/2023 08:59AM
Age/Gender : 52 Y 6 M 0 D/M	Received : 24/Jun/2023 01:37PM
UHID/MR No : CAUN.0000134606	Reported : 24/Jun/2023 02:14PM
Visit ID : CAUNOPV155557	Status : Final Report
Ref Doctor : Dr.SELF	Sponsor Name : ARCOFEMI HEALTHCARE LIMITED
Emp/Auth/TPA ID : 610333883704	

DEPARTMENT OF IMMUNOLOGY

ARCOFEMI - MEDIWHEEL - FULL BODY ANNUAL PLUS ABOVE 50Y MALE - 2D ECHO - PAN INDIA - FY2324

Test Name	Result	Unit	Bio. Ref. Range	Method
TOTAL PROSTATIC SPECIFIC ANTIGEN (tPSA) , SERUM	0.270	ng/mL	0-4	CLIA



SIN No:SPL23091251

This test has been performed at Apollo Health and Lifestyle Ltd- Sadashiv Peth Pune, Diagnostics Lab

Patient Name : Mr.MANGESH GAVALI	Collected : 24/Jun/2023 08:59AM
Age/Gender : 52 Y 6 M 0 D/M	Received : 24/Jun/2023 01:23PM
UHID/MR No : CAUN.0000134606	Reported : 24/Jun/2023 02:02PM
Visit ID : CAUNOPV155557	Status : Final Report
Ref Doctor : Dr.SELF	Sponsor Name : ARCOFEMI HEALTHCARE LIMITED
Emp/Auth/TPA ID : 610333883704	

DEPARTMENT OF CLINICAL PATHOLOGY

ARCOFEMI - MEDIWHEEL - FULL BODY ANNUAL PLUS ABOVE 50Y MALE - 2D ECHO - PAN INDIA - FY2324

Test Name	Result	Unit	Bio. Ref. Range	Method
-----------	--------	------	-----------------	--------

COMPLETE URINE EXAMINATION (CUE) , URINE

PHYSICAL EXAMINATION

COLOUR	PALE YELLOW		PALE YELLOW	Visual
TRANSPARENCY	CLEAR		CLEAR	Visual
pH	<5.5		5-7.5	DOUBLE INDICATOR
SP. GRAVITY	>1.025		1.002-1.030	Bromothymol Blue

BIOCHEMICAL EXAMINATION

URINE PROTEIN	NEGATIVE		NEGATIVE	PROTEIN ERROR OF INDICATOR
GLUCOSE	NEGATIVE		NEGATIVE	GLUCOSE OXIDASE
URINE BILIRUBIN	NEGATIVE		NEGATIVE	AZO COUPLING REACTION
URINE KETONES (RANDOM)	NEGATIVE		NEGATIVE	SODIUM NITRO PRUSSIDE
UROBILINOGEN	NORMAL		NORMAL	MODIFIED EHRlich REACTION
BLOOD	NEGATIVE		NEGATIVE	Peroxidase
NITRITE	NEGATIVE		NEGATIVE	Diazotization
LEUCOCYTE ESTERASE	NEGATIVE		NEGATIVE	LEUCOCYTE ESTERASE

CENTRIFUGED SEDIMENT WET MOUNT AND MICROSCOPY

PUS CELLS	3 - 4	/hpf	0-5	Microscopy
EPITHELIAL CELLS	1 - 2	/hpf	<10	MICROSCOPY
RBC	NIL	/hpf	0-2	MICROSCOPY
CASTS	NIL		0-2 Hyaline Cast	MICROSCOPY
CRYSTALS	ABSENT		ABSENT	MICROSCOPY



SIN No:UR2134191

This test has been performed at Apollo Health and Lifestyle Ltd- Sadashiv Peth Pune, Diagnostics Lab

Patient Name : Mr.MANGESH GAVALI	Collected : 24/Jun/2023 08:59AM
Age/Gender : 52 Y 6 M 0 D/M	Received : 24/Jun/2023 01:24PM
UHID/MR No : CAUN.0000134606	Reported : 24/Jun/2023 02:02PM
Visit ID : CAUNOPV155557	Status : Final Report
Ref Doctor : Dr.SELF	Sponsor Name : ARCOFEMI HEALTHCARE LIMITED
Emp/Auth/TPA ID : 610333883704	

DEPARTMENT OF CLINICAL PATHOLOGY

ARCOFEMI - MEDIWHEEL - FULL BODY ANNUAL PLUS ABOVE 50Y MALE - 2D ECHO - PAN INDIA - FY2324

Test Name	Result	Unit	Bio. Ref. Range	Method
URINE GLUCOSE(POST PRANDIAL)	NEGATIVE		NEGATIVE	Dipstick
URINE GLUCOSE(FASTING)	NEGATIVE		NEGATIVE	Dipstick

*** End Of Report ***



Dr Sneha Shah
MBBS, MD (Pathology)
Consultant Pathologist



Dr. Sanjay Ingle
M.B.B.S, MD(Pathology)
Consultant Pathologist



SIN No:UPP014977,UF008818

This test has been performed at Apollo Health and Lifestyle Ltd- Sadashiv Peth Pune, Diagnostics Lab

Patient Name : Mr. MANGESH GAVALI

Age/Gender : 52 Y/M

UHID/MR No. : CAUN.0000134606

OP Visit No : CAUNOPV155557

Sample Collected on :

Reported on : 24-06-2023 14:20

LRN# : RAD2029881

Specimen :

Ref Doctor : SELF

Emp/Auth/TPA ID : 610333883704

DEPARTMENT OF RADIOLOGY

X-RAY CHEST PA

No evidence of any focal lesion.

Trachea is central in position.

Costophrenic angles are clear.

Cardio thoracic ratio is normal.

Cardiac silhouette is well maintained.


Mediastinal and hilar regions are normal.

Both diaphragmatic domes are well visualized and normal.

Visualized skeleton and soft tissues around thoracic cage appear normal.

COMMENT: No significant abnormality seen.

Please correlate clinically.



Dr. SUHAS SANJEEV KATHURIA
MBBS,DMRE, RADIOLOGY
Radiology

Patient Name	: Mr. MANGESH GAVALI	Age/Gender	: 52 Y/M
UHID/MR No.	: CAUN.0000134606	OP Visit No	: CAUNOPV155557
Sample Collected on	:	Reported on	: 24-06-2023 13:36
LRN#	: RAD2029881	Specimen	:
Ref Doctor	: SELF		
Emp/Auth/TPA ID	: 610333883704		

DEPARTMENT OF RADIOLOGY

ULTRASOUND - WHOLE ABDOMEN

Liver appears normal in size and echotexture. **There is a 11 x 11mm of size simple hepatic/biliary cyst noted in segment II of left lobe of liver.**

PV and CBD are normal.

No dilatation of the intrahepatic biliary radicals.

Gall bladder is well distended. No evidence of calculus. Wall thickness appears normal. No evidence of peri-GB collection. No evidence of focal lesion is seen.

Pancreas appears normal in echopattern. No focal/mass lesion/calcification. No evidence of peripancreatic free fluid or collection. Pancreatic duct appears normal.

Spleen appears normal. No focal lesion seen. Splenic vein appears normal.

Right Kidney is - 10.4 x 5.1 cm. Left Kidney is - 10.1 x 5.6 cm.

Both Kidneys are normal in size and echotexture.

The cortico medullary differentiation is maintained bilaterally.

No evidence of calculus / hydronephrosis seen on either side.

Urinary bladder is normal. No evidence of filling defect or mass effect. The wall thickness is normal.

Prostate is normal in size and echotexture. No evidence of calcification seen.

No obvious free fluid or lymphadenopathy is noted in the abdomen .

IMPRESSION :

- **A small simple hepatic/biliary cyst in left lobe of liver.**


Patient Name : Mr. MANGESH GAVALI

Age/Gender : 52 Y/M

- **No other significant abnormality seen.**

Suggest – clinical correlation.

(The sonography findings should always be considered in correlation with the clinical and other investigation finding where applicable.) It is only a professional opinion, not valid for medico legal purpose.



Dr. SUHAS SANJEEV KATHURIA
MBBS,DMRE, RADIOLOGY
Radiology

Name: Mr. MANGESH GAVALI
Age/Gender: 52 Y/M
Address: PUNE
Location: PUNE, MAHARASHTRA
Doctor:
Department: GENERAL
Rate Plan: AUNDH_06042023
Sponsor: ARCOFEMI HEALTHCARE LIMITED
Consulting Doctor: Dr. BALKRISHNA SURYAKANTRAO RANGDAL

MR No: CAUN.0000134606
Visit ID: CAUNOPV155557
Visit Date: 24-06-2023 08:51
Discharge Date:
Referred By: SELF

Doctor's Signature

Name: Mr. MANGESH GAVALI
Age/Gender: 52 Y/M
Address: PUNE
Location: PUNE, MAHARASHTRA
Doctor:
Department: GENERAL
Rate Plan: AUNDH_06042023
Sponsor: ARCOFEMI HEALTHCARE LIMITED
Consulting Doctor: Dr. RISHIKA GHAWAT

MR No: CAUN.0000134606
Visit ID: CAUNOPV155557
Visit Date: 24-06-2023 08:51
Discharge Date:
Referred By: SELF

HT-CHIEF COMPLAINTS AND PRESENT KNOWN ILLNESS

SYSTEMIC REVIEW

HT-HISTORY

PHYSICAL EXAMINATION

SYSTEMIC EXAMINATION

IMPRESSION

RECOMMENDATION

Doctor's Signature

Name: Mr. MANGESH GAVALI
Age/Gender: 52 Y/M
Address: PUNE
Location: PUNE, MAHARASHTRA
Doctor:
Department: GENERAL
Rate Plan: AUNDH_06042023
Sponsor: ARCOFEMI HEALTHCARE LIMITED
Consulting Doctor: Dr. PRADNYA NIKAM

MR No: CAUN.0000134606
Visit ID: CAUNOPV155557
Visit Date: 24-06-2023 08:51
Discharge Date:
Referred By: SELF

Doctor's Signature

Name: Mr. MANGESH GAVALI
Age/Gender: 52 Y/M
Address: PUNE
Location: PUNE, MAHARASHTRA
Doctor:
Department: GENERAL
Rate Plan: AUNDH_06042023
Sponsor: ARCOFEMI HEALTHCARE LIMITED
Consulting Doctor: Dr. RUCHIKA SRIVASTAVA

MR No: CAUN.0000134606
Visit ID: CAUNOPV155557
Visit Date: 24-06-2023 08:51
Discharge Date:
Referred By: SELF

HT-CHIEF COMPLAINTS AND PRESENT KNOWN ILLNESS

SYSTEMIC REVIEW

HT-HISTORY

PHYSICAL EXAMINATION

SYSTEMIC EXAMINATION

IMPRESSION

RECOMMENDATION

Doctor's Signature

Established Patient: No

Vitals

Date	Pulse (Beats/min)	B.P (mmHg)	Resp (Rate/min)	Temp (F)	Height (cms)	Weight (Kgs)	Body Fat Percentage (%)	Visceral Fat Level (%)	Body Age (Years)	BMI	Waist Circum (cms)	Hip (cms)	Waist (cms)	Waist & Hip Ratio	User
24-06-2023 13:56	80 Beats/min	140/90 mmHg	18 Rate/min	97 F	183 cms	77 Kgs	%	%	Years	22.99	97 cms	99 cms	cms		AHLL09262

Established Patient: No

Vitals

Date	Pulse (Beats/min)	B.P (mmHg)	Resp (Rate/min)	Temp (F)	Height (cms)	Weight (Kgs)	Body Fat Percentage (%)	Visceral Fat Level (%)	Body Age (Years)	BMI	Waist Circum (cms)	Hip (cms)	Waist (cms)	Waist & Hip Ratio	User
24-06-2023 13:56	80 Beats/min	140/90 mmHg	18 Rate/min	97 F	183 cms	77 Kgs	%	%	Years	22.99	97 cms	99 cms	cms		AHLL09262

Established Patient: No

Vitals

Date	Pulse (Beats/min)	B.P (mmHg)	Resp (Rate/min)	Temp (F)	Height (cms)	Weight (Kgs)	Body Fat Percentage (%)	Visceral Fat Level (%)	Body Age (Years)	BMI	Waist Circum (cms)	Hip (cms)	Waist (cms)	Waist & Hip Ratio	User
24-06-2023 13:56	80 Beats/min	140/90 mmHg	18 Rate/min	97 F	183 cms	77 Kgs	%	%	Years	22.99	97 cms	99 cms	cms		AHLL09262

Established Patient: No

Vitals

Date	Pulse (Beats/min)	B.P (mmHg)	Resp (Rate/min)	Temp (F)	Height (cms)	Weight (Kgs)	Body Fat Percentage (%)	Visceral Fat Level (%)	Body Age (Years)	BMI	Waist Circum (cms)	Hip (cms)	Waist (cms)	Waist & Hip Ratio	User
24-06-2023 13:56	80 Beats/min	140/90 mmHg	18 Rate/min	97 F	183 cms	77 Kgs	%	%	Years	22.99	97 cms	99 cms	cms		AHLL09262

Patient Name : Mangesh Gawali Date : 24.06.23
 AGE/Sex : 52 M. UHID/ MR NO : 134606

	RIGHT EYE	LEFT EYE
FAR VISION	<u>C</u> <u>Crass</u> 6/6	<u>C</u> <u>Crass</u> 6/6
NEAR VISION	<u>C</u> <u>Crass</u> N/A	<u>C</u> <u>Crass</u> N/A
ANTERIOR SEGMENT PUPIL	<u>MD</u>	<u>MD</u>
COLOUR VISION	<u>N</u>	<u>N</u>
FAMILY / MEDICAL HISTORY	<u>—</u>	<u>—</u>

Impression: WNL

Optometrist:-
Mr. Ritesh Sutnase

Date : 24-06-2023
MR NO : CAUN.0000134606

Department : GENERAL
Doctor :

Name : Mr. MANGESH GAVALI

Registration No :

Age/ Gender : 52 Y / Male

Qualification :

Consultation Timing: 08:51

Height	183
Waight	77
BP	140/90
Pulse	80
Waist	97
Hip	99

----- Forwarded message -----

From: <noreply@apolloclinics.info>

Date: Thu, 22 Jun, 2023, 7:22 pm

Subject: Your Apollo order has been confirmed

To: <mngavali1970@gmail.com>

Cc: <aundh@apolloclinic.com>, <priya.tiwari@apolloclinic.com>, <syamsunder.m@apollohl.com>



Dear MANGESH MURLIDHAR GAVALI,

Namaste Team,

Greetings from Apollo Clinics,

With regards to the below request the below appointment is scheduled at **AUNDH clinic** on **2023-06-24** at **08:20-08:25**.

Corporate Name	ARCOFEMI HEALTHCARE LIMITED
Agreement Name	ARCOFEMI MEDIWHEEL MALE AHC CREDIT PAN INDIA OP AGREEMENT
Package Name	[ARCOFEMI - MEDIWHEEL - FULL BODY ANNUAL PLUS ABOVE 50Y MALE - 2D ECHO - PAN INDIA - FY2324]

"In view of corona virus precautionary measures, you are requested to take a mandatory check for symptoms & self-declaration at centre. Please cooperate. Thank you."

NOTE: We are not providing the breakfast in view of corona virus. And that customers on their own should carry their breakfast.

Note: Also once appointment is booked, based on availability of doctors at clinics tests will happen, any pending test will happen based on doctor availability and clinics will be updating the same to customers.

Instructions to undergo Health Check:


1. Please ensure you are on complete fasting for 10-To-12-Hours prior to check.
2. During fasting time do not take any kind of medication, alcohol, cigarettes, tobacco or any other liquids (except Water) in the morning.



भारत सरकार
Government of India



मंगेश मुरलीधर गवळी
Mangesh Murlidhar Gavali
जन्म तारीख/ DOB: 30/09/1970
पुरुष / MALE



6103 3388 3704

माझे आधार, माझी ओळख



भारतीय विशिष्ट ओळख प्राधिकरण
Unique Identification Authority of India

पत्ता:

S/O मुरलीधर गवळी, फ्लॅट क्र.507, 5
फ्लोर, मार्क-आई, ए-विंग,
सर्वे.क्र.174/3/1, दत्त मंदिर रस्ता, वाकड,
पुणे शहर, पुणे.
महाराष्ट्र - 411057

Address:

S/O Murlidhar Gavali, Flat
No.507, 5th Floor, Mark-I, A-
Wing, Sr.No.174/3/1, Datta
Mandir Road, Wakad, Pune City,
Pune,
Maharashtra - 411057

6103 3388 3704



1947



help@uidai.gov.in

WWW

www.uidai.gov.in

PATIENT NAME :-MR. MANGESH GAVALI
REFERRED BY :- ARCOFEMI
UHID :- 134606

AGE :- 52YRS/M
DATE :- 24.06.2023

2D ECHO CARDIOGRAPHY & COLOR DOPPLER REPORT

- Mitral Valve : Normal.
- Aortic Valve : Normal.
- Tricuspid Valve : Normal.
- Pulmonary Valve : Normal.

RWMA: Absent.

RA : Normal
RV : Normal
IVS : Intact
IAS : Intact
Pericardial effusion : No
IVC : Normal.

CONCLUSION:

- Normal size cardiac chambers.
- No RWMA.
- Good LV function LVEF-60%.
- No AR/MR/TR No PAH.
- No e/o clot, thrombus, vegetation or pericardial effusion.

Apollo Clinic – Aundh
Dr. Madhukar B. Jadhav
MBBS MD Medicine
Reg. No : 2013051829

DR. MADHUKAR JADHAV
(MBBS MD MEDICINE)
(ECHOCARDIOLOGIST)

P/S : Normal echo does not rule out coronary artery disease.

Apollo Health and Lifestyle Limited

(CIN - U85110TG2000PLC115819)

Regd. Office: 1-10-60/62, Ashoka Raghupathi Chambers, 5th Floor, Begumpet, Hyderabad, Telangana - 500 016.


Ph No: 040-4904 7777, Fax No: 4904 7744 | Email ID: enquiry@apollohl.com | www.apollohl.com

APOLLO CLINICS NETWORK MAHARASHTRA

Pune (Aundh | Kharadi | Nigdi Pradhikaran | Viman Nagar | Wanowrie)

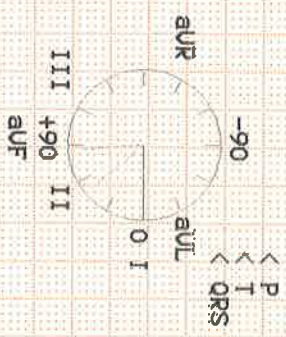
Online appointments: www.apolloclinic.com

TO BOOK AN APPOINTMENT

 **1860 500 7788**

Measurement Results:

QRS	100 ms
QT/QTcB	438 / 442 ms
PR	318 ms
P	116 ms
PP/PP	984 / 1020 ms
P/QRS/T	85 / 0 / 50 degrees
QTd/QTcBd	106 / 107 ms
Sokolow	mV
NK	8



Interpretation:

no significant HR 60 bpm
 abnormality

APOLLO CLINIC AUNDH
 Dr. RISHIKA CHAWAT
 MBBS

General Physician
 Reg. No. 2020/11/6537

Unconfirmed report.

