

5mm/s 0.5-35Hz
 Idenariy V
 Idenariy V
 Idenariy V
 Idenariy V
 Idenariy V
 Idenariy V

HR : 74 bpm
 R-R : 808 ms
 P-R : 134 ms
 QRS : 91 ms
 QT/QTc : 344/383 ms
 P/QRST : 67/137/54 ms
 RV5/SVI : 1.06/0.0-54.0 mV
 RV5+SVI : 1.600 mV

Age : _____ Sex : _____
 Name : _____
 ID : 0068

Dr. Krishna Prasad
 MD, PGDCC
 Associate Consultant-Cardiology
 Reg. No. G-50510

Unconfirmed report Verified by: _____



Heart & General Clinic

Icure Heart & Diet Clinic, 402, Epsilon tower, opp Pasha bhai park, Race course, Vadodara

:: PERSONAL HEALTH REPORT ::

Preepak Kumar mahwew		*DATE 8/1/23
		SR. NO. SEX. Male AGE 36 year HEIGHT 176 cm WEIGHT 72 K.G.

HISTORY

Present History : NO
 Past Hlness History : NO Diabetes/Hypertension/Tuberculosis/Asthma/Epilepsy
 Past Occupational History : NO
 Family History : Father HT
 Personal History : NO
 Addiction : NO Tobacco/Gutkha/Smoking/Alcohol

GENERAL EXAMINATION

T.P.R. : 71/min B.P. : 120/80 mmHg

Pallor/Icterus/Cyanosis/Varicosity/Lymph Nodes/Thyroid/Oedema/NVE/Other :

SYSTEMIC EXAMINATION

R.S. : NAD
 C.V.S : NAD
 C.N.S : NAD
 A.S. : NAD
 Musculo-skelet System : NAD



E.N.T. Ex. NAD	ACUITY OF VISION		RT EYE -2.0	LT EYE -2
	Dental Ex. NAD	Without Glass	DISTANT 6/	6/
Skin Ex. NAD		With Glass	DISTANT 6/ 6	6/ 6
	Near 6/ 6		6/ 6	
Psychic Ex. NAD	COLOUR BLINDNESS NAD			

REMARK

ADVICE

The Worker is **FIT/UNFIT** for the assigned job.

Dr. Krish Vaidya
 MD, PGDCG
 Associate Consultant-Cardiology
 Reg.No.G/50510

DR. KRISH VAIDYA

MD G-50510, CIH



भारतीय विशिष्ट पहचान प्राधिकरण
भारत सरकार
Unique Identification Authority of India
Government of India

नामांकन क्रम/Enrolment No.: 2091/30530/00382

To
दीपक कुमार महावर
Deepak Kumar Mahawer
S/O Ramcharan Mahawar
plot no. -12/13
ekta colony
sogriya road
durga nagar
Roleda
Kola Sogaria
Rajasthan - 324002
7838517031

Download Date: 24/03/2017
Generation Date: 14/08/2016

Signature Not Verified
Date: 14/08/2016
Time: 11:00:00 AM
IP: 192.168.1.100



आपका आधार क्रमांक / Your Aadhaar No. :

7103 0433 6401

मेरा आधार, मेरी पहचान



भारत सरकार
Government of India



दीपक कुमार महावर
Deepak Kumar Mahawer
जन्म तिथि/ DOB: 31/10/1986
पुरुष / MALE



7103 0433 6401

मेरा आधार, मेरी पहचान




सूचना

- आधार पहचान का प्रमाण है, नागरिकता का नहीं।
- पहचान का प्रमाण ऑनलाइन ऑथेंटिकेशन द्वारा प्राप्त करें।
- यह एक इलेक्ट्रॉनिक प्रक्रिया द्वारा बना हुआ पत्र है।

INFORMATION

- Aadhaar is a proof of identity, not of citizenship.
- To establish identity, authenticate online.
- This is electronically generated letter.

- आधार देश भर में मान्य है।
- आधार भविष्य में सरकारी और गैर-सरकारी सेवाओं का लाभ उठाने में उपयोगी होगा।
- Aadhaar is valid throughout the country.
- Aadhaar will be helpful in availing Government and Non-Government services in future.



भारतीय विशिष्ट पहचान प्राधिकरण
Unique Identification Authority of India

पता:
S/O रामचरण महावर, प्लॉट न. -
12/13, एकता कॉलोनी, दुर्गा नगर,
सोगरिया रोड, रोतेड़ा, कोटा,
राजस्थान - 324002

Address:
S/O Ramcharan Mahawar, plot
no. -12/13, ekta colony, durga
nagar, sogriya road, Roteda,
Kota,
Rajasthan - 324002

7103 0433 6401



1947



help@uidai.gov.in



www.uidai.gov.in

Handwritten signature

Scanned by CamScanner



Scanned with OKEN Scanner



BARODA DIAGNOSTIC LABORATORY



* 2 9 3 2 5 *

Patient's name : Deepakkumar Mahawer
Age/Sex : 36 Years/Male
Referred by : C/o. I Cure Heart & Diet Clinic
Sample From : Received from I cure Heart & Diet Clinic
UHID :
Reg. ID : icure-60-19
Accession : 29325
Reg. Date : 08/04/2023
Collection Time : 08/04/2023 13:27

COMPLETE BLOOD COUNT

Sample Type: EDTA

Test Name	Result	Units	Biological Reference Interval
<u>Blood Counts</u>			
Haemoglobin :	14.4	Gms%	13.5 - 18.0
Total R.B.C. :	5.12	mill/c.mm	4.7 - 6.0
Total W. B. C. :	6410	/cu mm	4000 - 10500
Platelet Count :	319000	/cu.mm	1,50,000 - 4,50,000
<u>Differential Count</u>			
Neutrophils :	59	%	40 - 70
Lymphocytes :	38	%	20 - 40
Eosinophils :	02	%	1 - 4
Monocytes :	<u>01</u>	%	2 - 6
Basophils :	00	%	0 - 01
<u>Blood Indices</u>			
P. C. V :	42.0	%	42 - 52
M. C. V. :	82.0	fl	78 - 100
M.C.H :	28.1	pg	27 - 31
M. C. H. C :	34.3	%	32 - 36
R.D.W :	14.0	%	11.5 - 14.0

E.S.R.(Westergren Method)

After one hour : 6 mm 1 - 7



Dr. Harsh Pandya
(MD)
Consultant Pathologist
Reg. No.: G-32582

Dr. Priya Kriplani
(MD)
Consultant Pathologist
Reg. No.: G-46004

302, Trivia Complex, Natubhai Circle, Race Course, Vadodara. ☎: +91 88660 09950 / 74050 09950 ✉: bdl95950@gmail.com

Laboratory results serve as an aid to diagnosis & should be interpreted in relation to clinical findings. Please refer back to laboratory in case of any discrepancy.



Scanned with OKEN Scanner



BARODA DIAGNOSTIC LABORATORY



* 2 9 3 2 5 *

Patient's name : Deepakkumar Mahawer
Age/Sex : 36 Years/Male
Referred by : C/o. I Cure Heart & Diet Clinic
Sample From : Received from I cure Heart & Diet Clinic
UHID :
Reg. ID : icure-60-19
Accession : 29325
Reg. Date : 08/04/2023
Collection Time : 08/04/2023 13:27

THYROID FUNCTION

Sample Type: Serum

Test Name	Result	Units	Biological Reference Interval
TOTAL T3 :	1.28	ng/ml	0.84 - 2.0
TOTAL T4 :	6.12	ug/dl	5.1 - 14.0
TSH :	1.28	mIU/L	0.25 - 5.0

Method : CLIA

Dr. Niti Adhwaryu
M.D. Pathology
Reg. No. G-34888

Dr. Priya Kriplani
M.D. Pathology.
Reg. No. G-46004

Received from I cure Heart & Diet Clinic
LAB USE ONLY (Entered by :AP Enter Date/Time:08/04/2023 1:43:00 PM) (Verify by :OP1 Verify Date/Time:08/04/2023 3:11:00 PM)



Dr Harsh Pandya
(MD)
Consultant Pathologist
Reg. No.: G-32582

Dr. Priya Kriplani
(MD)
Consultant Pathologist
Reg. No.: G-46004

302, Trivia Complex, Natubhai Circle, Race Course, Vadodara. ☎: +91 88660 09950 / 74050 09950 ✉: bdl95950@gmail.com

Laboratory results serve as an aid to diagnosis & should be interpreted in relation to clinical findings. Please refer back to laboratory in case of any discrepancy.



Scanned with OKEN Scanner



BARODA DIAGNOSTIC LABORATORY



* 2 9 3 2 5 *

Patient's name : Deepakkumar Mahawer
Age/Sex : 36 Years/Male
Referred by : C/o. I Cure Heart & Diet Clinic
Sample From : Received from I cure Heart & Diet Clinic
UHID :
Reg. ID : icure-60-19
Accession : 29325
Reg. Date : 08/04/2023
Collection Time : 08/04/2023 13:27

RENAL FUNCTION TEST


Test Name	Result	Units	Biological Reference Interval
Urea :	18	mg/dl	10 - 50
Bun (Calculated) :	8.4	mg/dl	0 - 18
Creatinine :	0.71	mg/dl	0.4 - 1.5
Uricacid :	5.12	mg/dl	3.4 - 7.0

Done on Fully automated biochemistry analyser - COBAS C 111

Dr. Niti Adhwaryu
M.D. Pathology
Reg. No. G-34888

Dr. Priya Kriplani
M.D. Pathology.
Reg. No. G-46004

Received from I cure Heart & Diet Clinic
LAB USE ONLY (Entered by : OP1 Enter Date/Time:08/04/2023 2:47:00 PM) (Verify by : OP1 Verify Date/Time:08/04/2023 3:11:00 PM)



Dr Harsh Pandya
(MD)
Consultant Pathologist
Reg. No.: G-32582

Dr. Priya Kriplani
(MD)
Consultant Pathologist
Reg. No.: G-46004

302, Trivia Complex, Natubhai Circle, Race Course, Vadodara. ☎: +91 88660 09950 / 74050 09950 ✉: bdl95950@gmail.com

Laboratory results serve as an aid to diagnosis & should be interpreted in relation to clinical findings. Please refer back to laboratory in case of any discrepancy.



Scanned with OKEN Scanner



BARODA DIAGNOSTIC LABORATORY



Patient's name : Deepakkumar Mahawer
Age/Sex : 36 Years/Male
Referred by : C/o. I Cure Heart & Diet Clinic
Sample From : Received from I cure Heart & Diet Clinic
UHID :

Reg. ID : icure-60-19
Accession : 29325
Reg. Date : 08/04/2023
Collection Time : 08/04/2023 13:27

LIVER FUNCTION TEST

Sample Type: Serum

Test Name	Result	Units	Biological Reference Interval
S.G.P.T (ALT) :	18	U/L	0 - 40
S.G.O.T (AST) :	23	U/L	0 - 37
ALK.PHOSPHATASE :	72	U/L	40 - 130
G.G.T :	19.0	U/L	8 - 78
<u>Bilirubin</u>			
Total :	0.31	mg/dl	0.2 - 1.0
Direct :	0.19	mg/dl	0 - 0.6
Indirect :	0.12	mg/dl	0 - 0.5
<u>Serum Proteins</u>			
Total Protein :	6.83	gms/dl	6.4 - 8.3
Albumin :	3.84	gms/dl	3.8 - 4.4
Globulins :	2.99	gms/dl	2.3 - 3.5
A/G Ratio :	1.28		0.9 - 2.9

Done on Fully automated biochemistry analyser - COBAS C 111

Dr. Niti Adhwaryu
M.D. Pathology
Reg. No. G-34888

Dr. Priya Kriplani
M.D. Pathology
Reg. No. G-46004

Received from I cure Heart & Diet Clinic
LAB USE ONLY (Entered by :AP Enter Date/Time:08/04/2023 1:42:10 PM)



Dr Harsh Pandya
(MD)

Consultant Pathologist
Reg. No.: G-32582

Dr. Priya Kriplani
(MD)

Consultant Pathologist
Reg. No.: G-46004

302, Trivia Complex, Natubhai Circle, Race Course, Vadodara. ☎: +91 88660 09950 / 74050 09950 ✉: bdi95950@gmail.com

Laboratory results serve as an aid to diagnosis & should be interpreted in relation to clinical findings. Please refer back to laboratory in case of any discrepancy.



Scanned with OKEN Scanner



BARODA DIAGNOSTIC LABORATORY



Patient's name : Deepakkumar Mahawer
Age/Sex : 36 Years/Male
Referred by : C/o. I Cure Heart & Diet Clinic
Sample From : Received from Icare Heart & Diet Clinic
UHID :

Reg. ID : icure-60-19
Accession : 29325
Reg. Date : 08/04/2023
Collection Time : 08/04/2023 13:27

LIPID PROFILE

Sample Type: Serum

Test Name	Result	Units	Biological Reference Interval
Cholesterol :	142	mg/dl	0 - 200
Triglyceride :	129	mg/dL	0 - 150
HDL - Cholesterol :	43	mg/dL	35 - 65
LDL - Cholesterol :	73.2	mg/dL	0 - 130
VLDL - Cholesterol :	25.8	mg/dL	0 - 30
Total Cholesterol/HDL Ratio :	3.3		1 - 6
LDL / HDL Cholesterol Ratio :	1.7		0 - 3.5

Done on Fully automated biochemistry analyser - COBAS C 111

Dr. Niti Adhwaryu
M.D. Pathology
Reg. No. G-34888

Dr. Priya Kriplani
M.D. Pathology
Reg. No. G-46004

Received from Icare Heart & Diet Clinic
LAB USE ONLY (Entered by :AP Enter Date/Time:08/04/2023 1:43:00 PM) (Verify by :OP1 Verify Date/Time:08/04/2023 3:11:00 PM)



Dr Harsh Pandya
(MD)
Consultant Pathologist
Reg. No.: G-32582

Dr. Priya Kriplani
(MD)
Consultant Pathologist
Reg. No.: G-46004

302, Trivia Complex, Natubhai Circle, Race Course, Vadodara. ☎: +91 88660 09950 / 74050 09950 ✉: bdl95950@gmail.com

Laboratory results serve as an aid to diagnosis & should be interpreted in relation to clinical findings. Please refer back to laboratory in case of any discrepancy.



Scanned with OKEN Scanner



BARODA DIAGNOSTIC LABORATORY



* 2 9 3 2 5 *

Patient's name : Deepakkumar Mahawer
Age/Sex : 36 Years/Male
Referred by : C/o. I Cure Heart & Diet Clinic
Sample From : Received from I cure Heart & Diet Clinic
UHID :
Reg. ID : icure-60-19
Accession : 29325
Reg. Date : 08/04/2023
Collection Time : 08/04/2023 13:27

HbA1C REPORT

Sample Type: EDTA

Test Name	Result	Units	Biological Reference Interval
HbA1C :	5.62	%	Excellent control: 4.2-6.2 Good Control : 6.3-7.2 Fair Control : 7.3-8.2 Poor Control : >8.3
Mean Blood Glucose levels : of last 03months	115.0	mg/dl	

NOTE

*As per the new 2009 update of American Diabetes Association regarding HbA1C & Mean Blood Glucose relationship.

This test is used to monitor diabetic patients compliance with the therapeutic regimen and long term blood glucose control. It's level is proportional to both the average blood glucose concentration and the life span of the red blood cells (RBC) in circulation. HbA1c values are free of day to day glucose fluctuations and are unaffected by exercise or recent food intake.

Dr. Niti Adhwaryu
M.D. Pathology
Reg. No. G-34888

Dr. Priya Kriplani
M.D. Pathology.
Reg. No. G-46004

Received from I cure Heart & Diet Clinic
LAB USE ONLY (Entered by :AP Enter Date/Time:08/04/2023 1:44:00 PM) (Verify by :OP1 Verify Date/Time:08/04/2023 3:11:00 PM)



Dr Harsh Pandya
(MD)
Consultant Pathologist
Reg. No.: G-32582

Dr. Priya Kriplani
(MD)
Consultant Pathologist
Reg. No.: G-46004

302, Trivia Complex, Natubhai Circle, Race Course, Vadodara. ☎: +91 88660 09950 / 74050 09950 ✉: bdl95950@gmail.com

Laboratory results serve as an aid to diagnosis & should be interpreted in relation to clinical findings. Please refer back to laboratory in case of any discrepancy.



Scanned with OKEN Scanner

 **icure™**
Heart & General Clinic

iCure Heart& Diet Clinic, 402, Epsil on tower, opp Pasha bhai park, Race course, Vadodara

Name : DEEPAKKUMAR MAHAWER
Ref By : ICURE HEART & DIET CLINIC

Age/Sex : 36 Yrs./M
Date : 08/04/2023
Report ID. : 6

HAEMOGRAM PROFILE

<u>TEST</u>	<u>RESULT</u>
Blood Group	: * A *
Rh Factor (Anti D.)	: * POSITIVE *

BIOCHEMISTRY

FASTING (FBS)

Blood Glucose : 109.0 mg/dL 70 - 110 mg/dL

POST-PRANDIAL

Blood Glucose : 117.0 mg/dL 80 - 140 mg/dL

Done By Fully Auto Analyzer MIURA, A-1004



END OF REPORT



 **icure™**
Heart & General Clinic

icure Heart& Diet Clinic, 402, Epsil on tower, opp Pasha bhai park, Race course, Vadodara

Name : DEEPAKKUMAR MAHAWER
Ref By : ICURE HEART & DIET CLINIC

Age/Sex : 36 Yrs./M
Date : 08/04/2023
Report ID. : 6

EXAMINATION OF URINE

<u>TEST</u>	<u>RESULT</u>	<u>UNIT</u>
Sample	: FASTING	
<u>PHYSICAL EXAMINATION</u>		
Quantity	: 20	mL
Colour	: COLOURLESS	
Transperancy	: CLEAR	
Specific Gravity	: 1.003	
Reaction	: ACIDIC	
Deposits	: ABSENT	
<u>CHEMICAL EXAMINATION</u>		
Albumin	: NIL	
Sugar	: NIL	
Acetone	: ABSENT	
Bile Salts	: ABSENT	
Bile Pigments	: ABSENT	
Urobilinogen	: NORMAL : ~ < 1.0 mg/dL	
Occult Blood	: ABSENT	
Nitrate	: ABSENT	
<u>MICROSCOPIC EXAMINATION</u>		
Pus Cells	: 0-1 / hpf	
RBC	: NIL	
Epithelial Cells	: NIL	
Crystals	: NIL	
Amorphous Phosphate	: NIL	
Cast	: NIL	



END OF REPORT



 **icure™**
Heart & General Clinic

2D Echocardiography & Color Doppler Report

iCure Hear care, 402, Epsilon tower, opp Pasha bhai park, Race course, Vadodara

Patient Name: Mr Deepak Kumar Mahawer

Dates: 08 / 04 / 2023

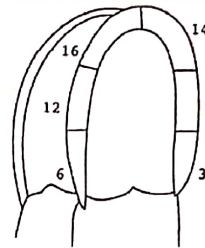
Age Gender: male - 36 Years

M. Mode Study:

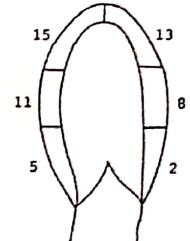
LA	37	IVS	10	PWD	10
AO	22	LVDS	25	LVdD	47

Doppler Study:

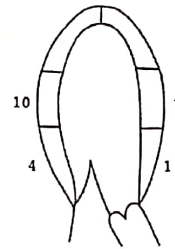
Mitral Valve	E: 0.62 A: 0.98
Aortic Valve	Normal
Tricuspid Valve	Normal
Pulmonary Valve	Normal



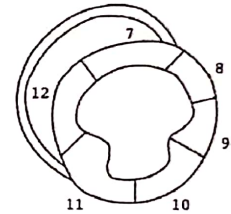
Apical
4 chamber view



Apical
2 chamber view



Apical
3 chamber view



Parasternal short
axis view

Conclusion:

- **Normal LV Systolic function**
- **LVEF: 58 % ,No RWMA**
- **Cardiac Chambers: Normal**
- **Diastolic function: Normal**
- **TR: No PAH: No RVSP: 17mmhg**
- **No Ms , No MR**
- **No AR , No AS**
- **ASD/VSD/PDA/Co-A : No**
- **No Clots or vegetations found**
- **IVC: 10mm size with Normally collapsive**


Dr. Krish P. Vaidya
MD, PGDCC
Associate Consultant-Cardiology
Reg.No.G-50510

Note:

Normal 2D echo report does not rule out cardiac diseases
this report shall not be used for Medico legal purposes,
Clinical Correlation advisable.

Dr. Krish P Vaidya
Consultant Cardiologist, Diabetologist
& General Physician




Heart & General Clinic

NAME : Mr Deepak Kumar Mahawar	AGE : 36Y/M	DATE : 08/04/2023
--------------------------------	-------------	-------------------

ULTRASONOGRAPHY OF WHOLE ABDOMEN
(Screening Only)

Liver is normal in size and echotexture and shows normal parenchymal reflectivity. No focal lesion is seen. Hepatic veins appear normal. There is no evidence of any dilated intra hepatic biliary radicals.

Portal Vein appears normal in diameter.

Common Bile Duct is of normal diameter.

Gallbladder is physiologically distended with normal wall thickness. There is no evidence of gallstones. No evidence of peri-cholecystic fluid or probe tenderness.

Pancreas is normal in size and shows homogenous reflectivity. There is no evidence of any calcification or ductal dilatation.

Spleen is normal size and shows a homogenous echotexture. There is no evidence of any focal lesion.

Both Kidneys are normal in position and size. They show normal cortical reflectivity and cortico-medullary distinction. Right kidney measures 99x35mm. Left kidney measures 100x42mm. There is no evidence of calculi, hydronephrosis or mass seen.

Bladder is well distended and shows normal wall thickness. No evidence of intra-luminal mass or calculi.

Prostate gland is normal in size . it has smooth outlines and normal reflectivity

There is no evidence of ascites.

No evidence of any gross bowel mass seen.

No evidence of any aorto-caval or mesenteric root lymphadenopathy.

No mass or collection in right iliac fossa.

Conclusion : No Sonographic abnormality seen.



Mehul Prajapati

DR. MEHUL PRAJAPATI
CONSULTANT RADIOLOGIST

 **iCure™**
Heart & General Clinic

iCure Heart& Diet Clinic, 402, Epsil on tower, opp Pasha bhai park, Race course, Vadodara

NAME	DEEPAK KUMAR	AGE/SEX	36/MALE
REF BY	I CURE HEART & DIET CLINIC	DATE	08-04-2023

X-RAY CHEST PA VIEW

BOTH LUNG FIELDS ARE NORMAL.

BOTH COSTOPHRENIC RECESS ARE CLEAR.

CARDIAC CONFIGURATION IS NORMAL.

MEDIASTINUM AND BONY THORACIC CAGE REVEAL NO ABNORMALITY.

IMPRESSION : NORMAL LUNGS HEART AND MEDIASTINUM



DR.HIMANI VIRAPARA
Regn. No: G.28771
M.D. [Radiodiagnosis]
(CONSULTANT RADIOLOGIST)

