




# PARKLINE DIAGNOSTICS PVT. LTD.

L.G. 3, 4 & 5, Bhuvana Towers, S.D. Road, Secunderabad - 500 003 Tel :+91 40-2784 5852, 6649 1787  
Fax : +91 40 2784 7864 Email parklinediagnostics@gmail.com www.parklinediagnostics.com



NABL Accredited  
Certificate No.MC-2566

## TEST REPORT

Name	: <b>MS.NEDURI BHAVYA [116439]</b>	TID/SID	: UMR0584305/ 21959569
Age / Gender	: 30 Years / Female	Registered on	: 13-Nov-2021 / 10:24 AM
Ref.By	: -	Collected on	: 13-Nov-2021 / 10:32 AM
Req.No	:  BIL1495184	Reported on	: 13-Nov-2021 / 14:07 PM
		Reference	: Medi Wheel

### DEPARTMENT OF CLINICAL PATHOLOGY

### Complete Urine Examination (CUE), Urine

Investigation	Observed Value	Units	Biological Reference Interval
Colour Method:Photo detectors(instrument)	Light Yellow		Light Yellow
Appearance Method:Photo diode array sensor	Clear		Clear
Specific gravity Method:Ion concentration/colour indicator	1.010		1.003-1.030
Reaction and pH Method:Double Indicator	6.5		5.0-8.0
Protein Method:Protein Error of pH indicators	Negative		Negative
Glucose Method:Double sequential enzymatic/GOD-PAP	Negative		Negative
Urobilinogen Method:Reagent strip/Reflectance photometry	Negative	mg%	0.2-1.0
Ketones Method:Strip method/Nitroprusside method	Negative		Negative
Blood Method:Peroxidase	Trace		Negative
Bile Salt Method:Hays Method	Negative		Negative
Bile Pigment Method:Fouchets Method	Negative		Negative
<b>Microscopic Examination</b>			
Pus cells (leukocytes) Method:Microscopy Of Sediment	Occasional	/hpf	0-5
RBC (erythrocytes) Method:Microscopy Of Sediment	1 - 2	/hpf	0-2
Epithelial cells Method:Microscopy Of Sediment	5 - 6	/hpf	0-8
Crystals Method:Microscopy Of Sediment	Nil	/lpf	Nil

The Test marked with \*are not accredited by NABL.

Lab Timings (Weekdays) : 7.00 am to 8.30 pm  
Sundays & Holidays : 7.00 am to 1.00 pm

Radiologists Timings(Weekdays) : 7.30 am to 1.30 pm  
& 5.45 pm to 7.45 pm  
Sundays & Holidays : 7.30 am to 9.30 am



# PARKLINE DIAGNOSTICS PVT. LTD.


L.G. 3, 4 & 5, Bhuvana Towers, S.D. Road, Secunderabad - 500 003 Tel :+91 40-2784 5852, 6649 1787

Fax : +91 40 2784 7864 Email parklinediagnostics@gmail.com www.parklinediagnostics.com



NABL Accredited  
Certificate No.MC-2566

## TEST REPORT

Name	: MS.NEDURI BHAVYA [116439]	TID/SID	: UMR0584305/ 21959569
Age / Gender	: 30 Years / Female	Registered on	: 13-Nov-2021 / 10:24 AM
Ref.By	: -	Collected on	: 13-Nov-2021 / 10:32 AM
Req.No	:  BIL1495184	Reported on	: 13-Nov-2021 / 14:07 PM
		Reference	: Medi Wheel

### DEPARTMENT OF CLINICAL PATHOLOGY

### Complete Urine Examination (CUE), Urine

Investigation	Observed Value	Units	Biological Reference Interval
Casts Method:Microscopy Of Sediment	Nil	/lpf	Nil
Others Method:Microscopy Of Sediment	Nil		Nil

\* Sample processed at Parkline

--- End Of Report ---

**Dr.Jyothi Kiranmai**  
Regd. No: 52272  
MD PATHOLOGY

The Test marked with \*are not accredited by NABL.

Page 2 of 14

Lab Timings (Weekdays) : 7.00 am to 8.30 pm

Sundays & Holidays :7.00 am to 1.00 pm

Radiologists Timings(Weekdays) : 7.30 am to 1.30 pm

& 5.45 pm to 7.45 pm

Sundays & Holidays

: 7.30 am to 9.30 am

Free Home Visit for Sample Collection.

Call : 7995421787, 7093445852,8121147282, 9885202212



# PARKLINE DIAGNOSTICS PVT. LTD.


L.G. 3, 4 & 5, Bhuvana Towers, S.D. Road, Secunderabad - 500 003 Tel :+91 40-2784 5852, 6649 1787

Fax : +91 40 2784 7864 Email parklinediagnostics@gmail.com www.parklinediagnostics.com



NABL Accredited  
Certificate No.MC-2566

## TEST REPORT

Name : **MS.NEDURI BHAVYA [116439]** TID/SID : UMR0584305/ 21959567  
Age / Gender : 30 Years / Female Registered on : 13-Nov-2021 / 10:24 AM  
Ref.By : - Collected on : 13-Nov-2021 / 10:32 AM  
Req.No  Reported on : 13-Nov-2021 / 17:22 PM  
BIL1495184 Reference : Medi Wheel

### DEPARTMENT OF HEMATOLOGY

#### Blood Grouping ABO & Rh Typing, EDTA Whole Blood

Parameter	Results
Blood Grouping (ABO)	B
Rh Typing (D)	POSITIVE -
Method:Agglutination	

\* Sample processed at Parkline

--- End Of Report ---

**Dr.Divya Panda**  
Regd. No: 84506  
MD Pathology

The Test marked with \*are not accredited by NABL.

Lab Timings (Weekdays) : 7.00 am to 8.30 pm

Sundays & Holidays :7.00 am to 1.00 pm

Radiologists Timings(Weekdays) : 7.30 am to 1.30 pm

& 5.45 pm to 7.45 pm

Sundays & Holidays

: 7.30 am to 9.30 am

Free Home Visit for Sample Collection.

Call : 7995421787, 7093445852,8121147282, 9885202212



# PARKLINE DIAGNOSTICS PVT. LTD.


L.G. 3, 4 & 5, Bhuvana Towers, S.D. Road, Secunderabad - 500 003 Tel :+91 40-2784 5852, 6649 1787

Fax : +91 40 2784 7864 Email parklinediagnostics@gmail.com www.parklinediagnostics.com



NABL Accredited  
Certificate No.MC-2566

## TEST REPORT

Name : **MS.NEDURI BHAVYA [116439]** TID/SID : UMR0584305/ 21959567  
 Age / Gender : 30 Years / Female Registered on : 13-Nov-2021 / 10:24 AM  
 Ref.By : - Collected on : 13-Nov-2021 / 10:32 AM  
 Req.No  Reported on : 13-Nov-2021 / 15:35 PM  
 BIL1495184 Reference : Medi Wheel

### DEPARTMENT OF HEMATOLOGY

### Complete Blood Picture (CBP), EDTA Whole Blood

Investigation	Observed Value	Units	Biological Reference Interval
Hemoglobin., Method:Spectrophotometry	12.4	g/dL	12.0-15.0
Erythrocyte Count(RBC) Method:Electrical Impedence	4.3	10 <sup>6</sup> /μL	3.8-4.8
PCV/HCT., Method:Numeric Integration	37	%	36-46
MCV., Method:Calculated	86	fL	83-101
MCH., Method:Calculated	28.5	pg	27-32
MCHC Method:Calculated	33.2	gm/dL	31.5-34.5
RDW (CV)., Method:Calculated	11.8	%	11.6-14.0
Total WBC Count Method:Impedence flowcytometry/Light scattering	7.7	10 <sup>3</sup> /μL	4-10
<b>Differential Count</b>			
Neutrophils:, Method:Flowcytometry/Microscopy	63	%	40-80
Lymphocytes:, Method:Flowcytometry/Microscopy	28	%	20-40
Monocytes., Method:Flowcytometry/Microscopy	7	%	2-10
Eosinophils., Method:Flowcytometry/Microscopy	2	%	1-6
Basophils., Method:Flowcytometry/Microscopy	0	%	0-2
Absolute Neutrophil Count	4.85	10 <sup>3</sup> /μL	2.0-7.0
Absolute Lymphocyte Count	2.16	10 <sup>3</sup> /μL	1.0-3.0
Absolute Monocyte Count	0.54	10 <sup>3</sup> /μL	0.20-1.0
Absolute Eosinophil Count	0.15	10 <sup>3</sup> /μL	0.02-0.5

The Test marked with \*are not accredited by NABL.

Lab Timings (Weekdays) : 7.00 am to 8.30 pm

Sundays & Holidays :7.00 am to 1.00 pm

Radiologists Timings(Weekdays) : 7.30 am to 1.30 pm  
& 5.45 pm to 7.45 pm

Sundays & Holidays : 7.30 am to 9.30 am

Free Home Visit for Sample Collection.

Call : 7995421787, 7093445852,8121147282, 9885202212



# PARKLINE DIAGNOSTICS PVT. LTD.


L.G. 3, 4 & 5, Bhuvana Towers, S.D. Road, Secunderabad - 500 003 Tel :+91 40-2784 5852, 6649 1787

Fax : +91 40 2784 7864 Email parklinediagnostics@gmail.com www.parklinediagnostics.com



NABL Accredited  
Certificate No.MC-2566

## TEST REPORT

Name	: <b>MS.NEDURI BHAVYA [116439]</b>	TID/SID	: UMR0584305/ 21959567
Age / Gender	: 30 Years / Female	Registered on	: 13-Nov-2021 / 10:24 AM
Ref.By	: -	Collected on	: 13-Nov-2021 / 10:32 AM
Req.No	:  BIL1495184	Reported on	: 13-Nov-2021 / 15:35 PM
		Reference	: Medi Wheel

Absolute Basophil Count	<b>00</b>	10 <sup>3</sup> /μL	0.02-0.1 10cap;3/μL
Platelet Count	270	10 <sup>3</sup> /μL	150-410 10cap;3/μL
Method:Electrical Impedence			

### Peripheral Smear

RBC	Normocytic and Normochromic
Method:Microscopy	
WBC	Within normal limits.No abnormal cells seen.
Method:Microscopy	
Platelets	Discrete and adequate.Normal in morphology
Method:Microscopy	

\* Sample processed at Parkline

--- End Of Report ---

**Dr.Jyothi Kiranmai**  
Regd. No: 52272  
MD PATHOLOGY

The Test marked with \*are not accredited by NABL.

**Lab Timings (Weekdays)** : 7.00 am to 8.30 pm  
Sundays & Holidays :7.00 am to 1.00 pm

**Radiologists Timings(Weekdays)** : 7.30 am to 1.30 pm  
& 5.45 pm to 7.45 pm  
Sundays & Holidays : 7.30 am to 9.30 am



# PARKLINE DIAGNOSTICS PVT. LTD.


L.G. 3, 4 & 5, Bhuvana Towers, S.D. Road, Secunderabad - 500 003 Tel : +91 40-2784 5852, 6649 1787

Fax : +91 40 2784 7864 Email parklinediagnostics@gmail.com www.parklinediagnostics.com



NABL Accredited  
Certificate No.MC-2566

## TEST REPORT

Name : **MS.NEDURI BHAVYA [116439]** TID/SID : UMR0584305/ 21959570  
 Age / Gender : 30 Years / Female Registered on : 13-Nov-2021 / 10:24 AM  
 Ref.By : - Collected on : 13-Nov-2021 / 10:32 AM  
 Req.No  Reported on : 13-Nov-2021 / 15:35 PM  
 BIL1495184 Reference : Medi Wheel

### DEPARTMENT OF HEMATOLOGY

#### Erythrocyte Sedimentation Rate (ESR), Sodium Citrate Whole Blood

Investigation	Observed Value	Units	Biological Reference Intervals
ESR 1st Hour	30	mm/hour	0-20
Method:Westergren			

\* Sample processed at Parkline

--- End Of Report ---

**Dr.Jyothi Kiranmai**  
Regd. No: 52272  
MD PATHOLOGY

The Test marked with \*are not accredited by NABL.

Lab Timings (Weekdays) : 7.00 am to 8.30 pm

Sundays & Holidays :7.00 am to 1.00 pm

Radiologists Timings(Weekdays) : 7.30 am to 1.30 pm

& 5.45 pm to 7.45 pm  
Sundays & Holidays : 7.30 am to 9.30 am

Free Home Visit for Sample Collection.

Call : 7995421787, 7093445852,8121147282, 9885202212



# PARKLINE DIAGNOSTICS PVT. LTD.


L.G. 3, 4 & 5, Bhuvana Towers, S.D. Road, Secunderabad - 500 003 Tel : +91 40-2784 5852, 6649 1787

Fax : +91 40 2784 7864 Email parklinediagnostics@gmail.com www.parklinediagnostics.com



NABL Accredited  
Certificate No.MC-2566

## TEST REPORT

Name : **MS.NEDURI BHAVYA [116439]** TID/SID : UMR0584305/ 21959568  
Age / Gender : 30 Years / Female Registered on : 13-Nov-2021 / 10:24 AM  
Ref.By : - Collected on : 13-Nov-2021 / 10:32 AM  
Req.No  Reported on : 13-Nov-2021 / 15:43 PM  
Reference : Medi Wheel  
BIL1495184

### DEPARTMENT OF CLINICAL BIOCHEMISTRY I

#### Blood Urea Nitrogen (BUN), Serum

Investigation	Observed Value	Units	Biological Reference Interval
Blood Urea Nitrogen.	9.2	mg/dL	7-23
Method:Calculated			

#### Creatinine, Serum

Investigation	Observed Value	Units	Biological Reference Interval
Creatinine.	0.86	mg/dL	0.50-1.20
Method:Alkaline Picrate			

\* Sample processed at Parkline

--- End Of Report ---

**Dr.Jyothi Kiranmai**  
Regd. No: 52272  
MD PATHOLOGY

The Test marked with \*are not accredited by NABL.

Page 7 of 14

**Lab Timings (Weekdays) :** 7.00 am to 8.30 pm  
**Sundays & Holidays :** 7.00 am to 1.00 pm

**Radiologists Timings(Weekdays) :** 7.30 am to 1.30 pm  
& 5.45 pm to 7.45 pm  
**Sundays & Holidays :** 7.30 am to 9.30 am

Free Home Visit for Sample Collection.

Call : 7995421787, 7093445852, 8121147282, 9885202212



# PARKLINE DIAGNOSTICS PVT. LTD.


L.G. 3, 4 & 5, Bhuvana Towers, S.D. Road, Secunderabad - 500 003 Tel :+91 40-2784 5852, 6649 1787

Fax : +91 40 2784 7864 Email parklinediagnostics@gmail.com www.parklinediagnostics.com



NABL Accredited  
Certificate No.MC-2566

## TEST REPORT

Name : **MS.NEDURI BHAVYA [116439]** TID/SID : UMR0584305/ 21959571P  
 Age / Gender : 30 Years / Female Registered on : 13-Nov-2021 / 10:24 AM  
 Ref.By : - Collected on : 13-Nov-2021 / 16:52 PM  
 Req.No  Reported on : 13-Nov-2021 / 19:09 PM  
 BIL1495184 Reference : Medi Wheel

### DEPARTMENT OF CLINICAL BIOCHEMISTRY I

### Glucose Post Prandial (PPBS), Sodium Fluoride Plasma

Investigation	Observed Value	Units	Biological Reference Interval
Glucose Post Prandial Method:GOD - PAP	109	mg/dL	Normal : 90 - 140 Impaired Glucose Tolerance: 141-199 Diabetic : >/=200

**Interpretation:** This test measures the blood sugar levels 2 hours after a normal meal. Abnormally high blood sugars 2 hours after a meal reflect that the body is not producing sufficient insulin which is indicative of Diabetes.

**Reference:** American Diabetes Association. Standards of Medical Care in Diabetes-2020.

\* Sample processed at Parkline

--- End Of Report ---

**Dr.Divya Panda**  
Regd. No: 84506  
MD Pathology

The Test marked with \*are not accredited by NABL.

Page 8 of 14

**Lab Timings (Weekdays) :** 7.00 am to 8.30 pm  
**Sundays & Holidays :** 7.00 am to 1.00 pm

**Radiologists Timings(Weekdays) :** 7.30 am to 1.30 pm  
& 5.45 pm to 7.45 pm  
**Sundays & Holidays :** 7.30 am to 9.30 am

Free Home Visit for Sample Collection.

Call : 7995421787, 7093445852, 8121147282, 9885202212





# PARKLINE DIAGNOSTICS PVT. LTD.


L.G. 3, 4 & 5, Bhuvana Towers, S.D. Road, Secunderabad - 500 003 Tel :+91 40-2784 5852, 6649 1787

Fax : +91 40 2784 7864 Email parklinediagnostics@gmail.com www.parklinediagnostics.com



NABL Accredited  
Certificate No.MC-2566

## TEST REPORT

Name : **MS.NEDURI BHAVYA [116439]** TID/SID : UMR0584305/ 21959567  
 Age / Gender : 30 Years / Female Registered on : 13-Nov-2021 / 10:24 AM  
 Ref.By : - Collected on : 13-Nov-2021 / 10:32 AM  
 Req.No  Reported on : 13-Nov-2021 / 15:43 PM  
 BIL1495184 Reference : Medi Wheel

### DEPARTMENT OF CLINICAL BIOCHEMISTRY I

### Glycosylated Hemoglobin (HbA1C), EDTA Whole Blood

Investigation	Observed Value	Units	Biological Reference Interval
Glycosylated Haemoglobin Method:High Performance Liquid Chromatography(HPLC)	4.9	%	< 5.7 : Normal 5.7 - 6.4 : Prediabetes > 6.4 Diabetes
Mean Plasma Glucose (MPG) Estimate Method:Derived from HBA1c	93	mg/dL	Excellent Control : 90 to 120 Good Control : 121 to 150 Average Control : 151 to 180 Panic Value : > 211

\* Sample processed at Parkline

--- End Of Report ---

**Dr.Jyothi Kiranmai**  
Regd. No: 52272  
MD PATHOLOGY

The Test marked with \*are not accredited by NABL.

Lab Timings (Weekdays) : 7.00 am to 8.30 pm

Sundays & Holidays :7.00 am to 1.00 pm

Radiologists Timings(Weekdays) : 7.30 am to 1.30 pm

& 5.45 pm to 7.45 pm

Sundays & Holidays

: 7.30 am to 9.30 am

Free Home Visit for Sample Collection.

Call : 7995421787, 7093445852,8121147282, 9885202212



# PARKLINE DIAGNOSTICS PVT. LTD.


L.G. 3, 4 & 5, Bhuvana Towers, S.D. Road, Secunderabad - 500 003 Tel : +91 40-2784 5852, 6649 1787

Fax : +91 40 2784 7864 Email parklinediagnostics@gmail.com www.parklinediagnostics.com



NABL Accredited  
Certificate No.MC-2566

## TEST REPORT

Name : **MS.NEDURI BHAVYA [116439]** TID/SID : UMR0584305/ 21959568  
 Age / Gender : 30 Years / Female Registered on : 13-Nov-2021 / 10:24 AM  
 Ref.By : - Collected on : 13-Nov-2021 / 10:32 AM  
 Req.No  Reported on : 13-Nov-2021 / 15:43 PM  
 BIL1495184 Reference : Medi Wheel

### DEPARTMENT OF CLINICAL BIOCHEMISTRY I

#### Lipid Profile, Serum

Investigation	Observed Value	Units	Biological Reference Interval
Total Cholesterol Method:CHOD-PAP	194	mg/dL	Desirable Level: < 200 Borderline : 200 - 239 High : > 240
HDL Cholesterol Method:Enzymatic Reaction	38	mg/dL	<40:Major risk factor for heart disease 40-59:The higher,the better >=60:Considered protective against heart disease
LDL Cholesterol Method:Calculated	<b>137</b>	mg/dL	< 100
VLDL Cholesterol Method:Calculated	19	mg/dL	10-55
Triglycerides Method:GPO-POD	99	mg/dL	Normal:<150 Borderline:150-199 High:200-499 Very High:>=500
Chol/HDL Ratio Method:Calculated	5.11		Normal : <4 Low risk : 4 - 6 High risk : >6
LDL Cholesterol/HDL Ratio	3.61		

\* Sample processed at Parkline

--- End Of Report ---

**Dr.Jyothi Kiranmai**  
Regd. No: 52272  
MD PATHOLOGY

The Test marked with \*are not accredited by NABL.

Page 10 of 14

Lab Timings (Weekdays) : 7.00 am to 8.30 pm  
Sundays & Holidays : 7.00 am to 1.00 pm

Radiologists Timings(Weekdays) : 7.30 am to 1.30 pm  
& 5.45 pm to 7.45 pm  
Sundays & Holidays : 7.30 am to 9.30 am

Free Home Visit for Sample Collection.

Call : 7995421787, 7093445852, 8121147282, 9885202212



# PARKLINE DIAGNOSTICS PVT. LTD.


L.G. 3, 4 & 5, Bhuvana Towers, S.D. Road, Secunderabad - 500 003 Tel : +91 40-2784 5852, 6649 1787

Fax : +91 40 2784 7864 Email parklinediagnostics@gmail.com www.parklinediagnostics.com



NABL Accredited  
Certificate No.MC-2566

## TEST REPORT

Name : **MS.NEDURI BHAVYA [116439]** TID/SID : UMR0584305/ 21959568  
 Age / Gender : 30 Years / Female Registered on : 13-Nov-2021 / 10:24 AM  
 Ref.By : - Collected on : 13-Nov-2021 / 10:32 AM  
 Req.No  Reported on : 13-Nov-2021 / 15:43 PM  
 BIL1495184 Reference : Medi Wheel

### DEPARTMENT OF CLINICAL BIOCHEMISTRY I

#### Liver Function Test (LFT), Serum

Investigation	Observed Value	Units	Biological Reference Interval
Total Bilirubin. Method:Diazo with sulphanilic acid	0.76	mg/dL	0.3-1.2
Direct Bilirubin. Method:Diazo with sulphanilic acid	0.18	mg/dL	0.00-0.40
Indirect Bilirubin. Method:Calculated	0.58	mg/dL	
Alanine Aminotransferase ,(ALT/SGPT) Method:IFCC without P5P	16	U/L	10-40
Aspartate Aminotransferase,(AST/SGOT) Method:IFCC without P5P	20	U/L	10-40
ALP (Alkaline Phosphatase). Method:AMP-IFCC	69	U/L	30-115
<b>PROTEINS</b>			
Total Protein. Method:Biuret	7.62	g/dL	6.0-8.0
Albumin. Method:Bromocresol Green (BCG)	4.42	g/dL	3.5-4.8
Globulin. Method:Calculated	3.20	g/dL	2.3-3.5
A/GRatio. Method:Calculated	1.38		0.8-2.0
Gamma GT. Method:IFCC-Enzymatic	17	U/L	7.0-50.0

\* Sample processed at Parkline

--- End Of Report ---

**Dr.Jyothi Kiranmai**  
Regd. No: 52272  
MD PATHOLOGY

The Test marked with \*are not accredited by NABL.

Page 11 of 14

Lab Timings (Weekdays) : 7.00 am to 8.30 pm

Sundays & Holidays : 7.00 am to 1.00 pm

Radiologists Timings(Weekdays) : 7.30 am to 1.30 pm

& 5.45 pm to 7.45 pm

Sundays & Holidays

: 7.30 am to 9.30 am

Free Home Visit for Sample Collection.

Call : 7995421787, 7093445852, 8121147282, 9885202212



# PARKLINE DIAGNOSTICS PVT. LTD.


L.G. 3, 4 & 5, Bhuvana Towers, S.D. Road, Secunderabad - 500 003 Tel :+91 40-2784 5852, 6649 1787

Fax : +91 40 2784 7864 Email parklinediagnostics@gmail.com www.parklinediagnostics.com



NABL Accredited  
Certificate No.MC-2566

## TEST REPORT

Name : **MS.NEDURI BHAVYA [116439]** TID/SID : UMR0584305/ 21959568  
 Age / Gender : 30 Years / Female Registered on : 13-Nov-2021 / 10:24 AM  
 Ref.By : - Collected on : 13-Nov-2021 / 10:32 AM  
 Req.No  Reported on : 13-Nov-2021 / 13:57 PM  
 Reference : Medi Wheel  
 BIL1495184

### DEPARTMENT OF CLINICAL BIOCHEMISTRY I

#### Thyroid Profile (T3,T4,TSH), Serum

Investigation	Observed Value	Units	Biological Reference Interval
Triiodothyronine Total (T3) Method:Enhanced chemiluminescence	1.28	ng/mL	0.970-1.69
Thyroxine Total (T4). Method:Enhanced chemiluminescence	<b>12.6</b>	µg/dL	5.53-11.0
Thyroid Stimulating Hormone (TSH). Method:Enhanced chemiluminescence	1.25	µIU/mL	0.465-4.68 µIU/mL

Note: Change in method and reference range  
NOTE:

TSH - Reference ranges during pregnancy:\*

1st Trimester : 0.10 - 2.50

2nd Trimester : 0.20 - 3.00

3dr Trimester : 0.30 - 3.00

\*As per the Guidelines of American Thyroid Association for the diagnosis and management of thyroid disease during pregnancy and post partum.

1.Primary Hyperthyroidism is accompanied by elevated T3 & T4 values along with depressed TSH level.

2.Primary Hypothyroidism is accompanied by depressed T3 & T4 levels and elevated TSH levels.

3.Normal T4 levels accompanied by high T3 levels are seen in patients with T3 Thyrotoxicosis.

4.Slightly elevated T3 levels may be found in pregnancy and estrogen therapy, while depressed levels may be encountered in severe illness, malnutrition, renal failure and during therapy with drugs like propranolol and propylthiouracil.

5.Although elevated TSH levels are nearly always indicative of primary hypothyroidism, rarely they can result form TSH secreting pituitary tumors(secondary).

\* Sample processed at Parkline

--- End Of Report ---

**Dr.Jyothi Kiranmai**  
Regd. No: 52272  
MD PATHOLOGY

The Test marked with \*are not accredited by NABL.

Page 12 of 14

Lab Timings (Weekdays) : 7.00 am to 8.30 pm

Sundays & Holidays :7.00 am to 1.00 pm

Radiologists Timings(Weekdays) : 7.30 am to 1.30 pm  
& 5.45 pm to 7.45 pm

Sundays & Holidays : 7.30 am to 9.30 am

Free Home Visit for Sample Collection.

Call : 7995421787, 7093445852,8121147282, 9885202212



# PARKLINE DIAGNOSTICS PVT. LTD.


L.G. 3, 4 & 5, Bhuvana Towers, S.D. Road, Secunderabad - 500 003 Tel : +91 40-2784 5852, 6649 1787

Fax : +91 40 2784 7864 Email parklinediagnostics@gmail.com www.parklinediagnostics.com



NABL Accredited  
Certificate No.MC-2566

## TEST REPORT

Name : **MS.NEDURI BHAVYA [116439]** TID/SID : UMR0584305/ 21959568  
Age / Gender : 30 Years / Female Registered on : 13-Nov-2021 / 10:24 AM  
Ref.By : - Collected on : 13-Nov-2021 / 10:32 AM  
Req.No  Reported on : 13-Nov-2021 / 15:43 PM  
Reference : Medi Wheel  
BIL1495184

### DEPARTMENT OF CLINICAL BIOCHEMISTRY I

#### Uric Acid, Serum

Investigation	Observed Value	Units	Biological Reference Interval
Uric Acid.	5.09	mg/dL	1.9-7.5
Method:Uricase			

\* Sample processed at Parkline

--- End Of Report ---

**Dr.Jyothi Kiranmai**  
Regd. No: 52272  
MD PATHOLOGY

The Test marked with \*are not accredited by NABL.

Page 13 of 14

Lab Timings (Weekdays) : 7.00 am to 8.30 pm

Sundays & Holidays :7.00 am to 1.00 pm

Radiologists Timings(Weekdays) : 7.30 am to 1.30 pm  
& 5.45 pm to 7.45 pm

Sundays & Holidays : 7.30 am to 9.30 am

Free Home Visit for Sample Collection.

Call : 7995421787, 7093445852,8121147282, 9885202212



# PARKLINE DIAGNOSTICS PVT. LTD.


L.G. 3, 4 & 5, Bhuvana Towers, S.D. Road, Secunderabad - 500 003 Tel : +91 40-2784 5852, 6649 1787

Fax : +91 40 2784 7864 Email parklinediagnostics@gmail.com www.parklinediagnostics.com



NABL Accredited  
Certificate No.MC-2566

## TEST REPORT

Name : **MS.NEDURI BHAVYA [116439]** TID/SID : UMR0584305/ 21961778  
Age / Gender : 30 Years / Female Registered on : 13-Nov-2021 / 10:24 AM  
Ref.By : - Collected on : 13-Nov-2021 / 16:52 PM  
Req.No  Reported on : 13-Nov-2021 / 19:10 PM  
Reference : Medi Wheel  
BIL1495184

### DEPARTMENT OF HEALTH CHECKUP

#### Glucose Urine Fasting

Urine Glucose Fasting Nil NIL  
Method:Reagent strip/Reflectance photometry

#### Glucose Urine Post Prandial

Urine Glucose Post Prandial Nil NIL  
Method:Reagent strip/Reflectance photometry

\* Sample processed at Parkline

--- End Of Report ---

**Dr.Divya Panda**  
Regd. No: 84506  
MD Pathology

The Test marked with \*are not accredited by NABL.

Page 14 of 14

**Lab Timings (Weekdays) :** 7.00 am to 8.30 pm  
**Sundays & Holidays :** 7.00 am to 1.00 pm

**Radiologists Timings(Weekdays) :** 7.30 am to 1.30 pm  
& 5.45 pm to 7.45 pm  
**Sundays & Holidays :** 7.30 am to 9.30 am

Free Home Visit for Sample Collection.

Call : 7995421787, 7093445852, 8121147282, 9885202212