



SHARANYA
Multispecialty Hospital
BURDWAN




ELECTRO CARDIOGRAM

Name.....*Nandkishore Singh*.....

Ref. by Dr.*Mediswell Health*.....

Age.....*41 yrs*..... Sex(M) F Date.....*11/05/2024*.....



Bamchandaipur, N.H. 2
Purba Bardhaman-713104, West Bengal, India
Phone : +91 9475641904, +91 9233333583
E-mail : info.sharanyahospital@gmail.com
Web : www.sharanyahospital.com

REPORT

Rate P-R Interval
Rhythm QRS Interval
QRS Complex QT Interval
ST Segment Q Wave
Other Finding T Wave

Final Comments
RBBB



Cardiologist



SHARANYA

A Multispeciality Hospital
BURDWAN

HAEMATOLOGY



NAME : Nandkishore Singh
AGE/SEX : 41 Yr(s) 4 Month(s) 10 Day(s)
REQ. NO. : ^{MALE} 01-DIRQ-PL-24-002900
REF. BY : MEDI WELL HEALTH

REG. NO. : 01-24-005036
REG. DATE : 11/05/2024
REQ. DATE : 11/05/2024
COLLECTION DT. : 11/05/2024 08:59 AM
REP. DATE : 11/05/2024 03:04 PM

INVESTIGATION	TEST METHOD	RESULT	UNIT	REFERENCE RANGE
C B C Complete Haemogram				
Haemoglobin, Blood	Colorimetric	14.8	gm/dl	13-18
Total Red Blood Corpuscles	Electronic	5.07	million/cumm	4.5-5.5
Total White Blood Corpuscles	Electronic	5400	/cumm	4000-11000
Differential Leucocyte Count				
Neutrophils	Flow cytometry	68	%	45-75
Lymphocytes	Flow cytometry	29	%	25-45
Monocytes	Flow cytometry	02	%	2-5
Eosinophils	Flow cytometry	01	%	2-6
Basophils	Flow cytometry	00	%	<1
Platelet Count	Electrical impedance	2.30	Lakh/cumm	1.5-4.5
ESR 1st Hr	Automated/Westergren	23	mm/1st hr.	5-30
Haematocrit/PCV, Blood	Calculated	45.7	%	40-50
MCV	Calculated	90.1	fl	83-101
MCH	Calculated	29.2	Picogram	27-32
MCHC	Calculated	33.4	%	30-35
RDW	Calculated	13.5	%	11-14
Neutrophil:Lymphocyte Ratio	Calculated	2.34	-	1-3

"Note: Please correlate clinically"

End of Report

Prof. (Dr) Deb Kumar Ray
MBBS,MD
54126(WBMC)
Sr. Consultant & LAB
DIRECTOR

Prof. (Dr) Anup Kumar
Boler
MBBS,MD, Pathology
52317(WBMC)
Consultant Pathologist

Dr. S.G Mukhopadhyay
MD, Pathologist.
63899(WBMC)
Consultant Pathologist

Dr. Binita Kongsabanik
MBBS,MD
74374(WBMC)
Consultant Microbiologist

P.B. : JOYDIP ADITYA



Bamchandaipur, N.H. 2
Purba Barddhaman-713104, West Bengal, India
Phone : +91 9475641904, +91 9233333583

BIOCHEMISTRY

Patient Name	: Nandkishore Singh	Reg No / Visit No	: 01-24-005036/1
Age / Sex	: 41 Years / Male	Requisition No	: 01-DIRQ-PL-24-002900
Ref. By	: MEDI WELL HEALTH	Requisition Date	: 11-May-2024
Lab No	:	Collection Date	: 11-May-2024 08:59 AM
Report Date	: 11-May-2024		

Sample : Blood

<u>Test Parameters</u>	<u>Result</u>	<u>Unit</u>	<u>Normal Range</u>
HbA1C (Glycosylated Hb)	6.41	%	Non Diabetics 4-6 % Target of therapy < 7% Change of therapy > 8%

Comment : Kindly Correlate Clinically.

END OF REPORT



Prof. (Dr) Deb Kumar Ray
 MBBS,MD
 54126(WBMC)
 Consultant Biochemistry

Prof. (Dr) Anup Kumar Boler
 MBBS,MD, Pathology
 52317(WBMC)
 Consultant Pathologist

Dr. S.G Mukhopadhyay
 MD, Pathologist.
 63899(WBMC)
 Consultant Pathologist

Dr. Binita Kangsabanik
 MBBS,MD
 74374(WBMC)
 Consultant Microbiologist





SHARANYA

A Multispeciality Hospital
BURDWAN **ADVANCED BIOCHEMISTRY**



NAME : Nandkishore Singh **REG. NO.** : 01-24-005036
AGE/SEX : 41 Yr(s) 4 Month(s) 10 Day(s) **REG. DATE** : 11/05/2024
REQ. NO. : ^{MALE} 01-DIRQ-PL-24-002900 **REQ. DATE** : 11/05/2024
REF. BY : MEDI WELL HEALTH **COLLECTION DT.** : 11/05/2024 08:59 AM
REP. DATE : 13/05/2024 04:49 PM

<u>INVESTIGATION</u>	<u>TEST METHOD</u>	<u>RESULT</u>	<u>UNIT</u>	<u>REFERENCE RANGE</u>
T3, T4, TSH				
T3, Serum	CLIA	1.6	ng/ml	0.69-2.15
T4, Serum	CLIA	5.8	ug/dl	5.2-12.7
TSH, Serum	CLIA	8.9	μIU/ml	0.3-4.5

"Note: Please correlate clinically"

End of Report

Prof. (Dr) Debkumar Ray
MBBS,MD
54126(WBMC)
Sr. Consultant & LAB
DIRECTOR

Prof. (Dr) Anup Kumar
Boler
MBBS,MD, Pathology
52317(WBMC)
Consultant Pathologist

Dr. S.G Mukhopadhyay
MD, Pathologist.
63899(WBMC)
Consultant Pathologist

Dr. Binita Kangsabanik
MBBS,MD
74374(WBMC)
Consultant Microbiologist

P.B. : PARIMITA GHOSH



Bamchandaipur, N.H. 2
Purba Barddhaman-713104, West Bengal, India
Phone : +91 9475641904, +91 9233333583



SHARANYA
A Multispeciality Hospital
BURDWAN



CLINICAL PATHOLOGY

Patient Name : Nandkishore Singh
Age / Sex : 41 Years / Male
Ref. By : MEDI WELL HEALTH
Lab No :
Report Date : 12-May-2024

Reg No / Visit No : 01-24-005036/1
Requisition No : 01-DIRQ-PL-24-002900
Requisition Date : 11-May-2024
Collection Date : 11-May-2024 08:59 AM

URINE ROUTINE EXAMINATION

TEST PARAMETERS	RESULT	TEST PARAMETER	RESULT
PHYSICAL EXAMINATION		MICROSCOPICAL EXAMINATION	
VOLUME	30 ml	PUS CELLS	1-2 /HPF
COLOUR	Straw	RBC	Nil / HPF
APPEARANCE	Slightly Hazy	EPITHELIAL CELLS	2-3 /HPF
SPECIFIC GRAVITY	1.010	CASTS	Nil
		MICRO ORGANISM	Nil
CHEMICAL EXAMINATION			
REACTION	ACIDIC	CRYSTALS	NOT SEEN
PROTEIN	NI		
GLUCOSE	NI	PHOSPHATES	ABSENT
BLOOD	NI	NITRITE	ABSENT
BILE PIGMENTS	ABSENT	KETONE	ABSENT
		BILE SALT	ABSENT

Debby

Prof. (Dr) Debkumar Ray
MBBS,MD
54126(WBMC)
Consultant Biochemistry

Prof. (Dr) Anup Kumar Boler
MBBS,MD, Pathology
52317(WBMC)
Consultant Pathologist

Dr. S.G Mukhopadhyay
MD, Pathologist.
63899(WBMC)
Consultant Pathologist

Dr. Binita Kangsabanik
MBBS,MD
74374(WBMC)
Consultant Microbiologist



Bamchandaipur, N.H. 2
Purba Barddhaman-713104, West Bengal, India
Phone : +91 9475641904, +91 9233333583



SHARANYA
A Multispeciality Hospital
BURDWAN

BIOCHEMISTRY



NAME : Nandkishore Singh
AGE/SEX : 41 Yr(s) 4 Month(s) 10 Day(s)
REQ. NO. : ^{MALE} 01-DIRQ-PL-24-002900
REF. BY : MEDI WELL HEALTH

REG. NO. : 01-24-005036
REG. DATE : 11/05/2024
REQ. DATE : 11/05/2024
COLLECTION DT. : 11/05/2024 09:30 AM
REP. DATE : 11/05/2024 08:24 PM

INVESTIGATION	TEST METHOD	RESULT	UNIT	REFERENCE RANGE
Blood Glucose (PP), Plasma		91.9	mg/dl	80-140

"Note: Please correlate clinically"

End of Report



Prof. (Dr) Deb Kumar Ray
MBBS, MD
54126(WBMC)
Sr. Consultant & LAB
DIRECTOR

Prof. (Dr) Anup Kumar
Boler
MBBS, MD, Pathology
52317(WBMC)
Consultant Pathologist

Dr. S.G Mukhopadhyay
MD, Pathologist,
63899(WBMC)
Consultant Pathologist

Dr. Binita Kangsabanik
MBBS, MD
74374(WBMC)
Consultant Microbiologist

P.B. : ABESH PAL



Bamchandaipur, N.H. 2
Purba Barddhaman-713104, West Bengal, India
Phone : +91 9475641904, +91 9233333583



SHARANYA

A Multispeciality Hospital
BURDWAN

BIOCHEMISTRY




NAME : Nandkishore Singh
AGE/SEX : 41 Yr(s) 4 Month(s) 10 Day(s)
REQ. NO. : ^{MALE} 01-DIRQ-PL-24-002900
REF. BY : MEDI WELL HEALTH

REG. NO. : 01-24-005036
REG. DATE : 11/05/2024
REQ. DATE : 11/05/2024
COLLECTION DT. : 11/05/2024 08:59 AM
REP. DATE : 11/05/2024 04:25 PM

INVESTIGATION	TEST METHOD	RESULT	UNIT	REFERENCE RANGE
BUN (Blood Urea Nitrogen), Serum		7.91	mg/dl	8-20
Creatinine, Serum	Jeffes Kinetic	0.88	mg/dl	0.7-1.4
Uric Acid, Serum	ENZYMATIC	5.84	mg/dl	3.4-7
Lipid Profile, Serum				
Total Cholesterol, Serum	CHOD-PAP	226.2	mg/dl	<250
Triglycerides, Serum	GPO-PAP	95.4	mg/dl	<170
HDL Cholesterol, Serum	ENZYMATIC	52.6	mg/dl	<55
LDL Cholesterol, Serum	ENZYMATIC	154.6	mg/dl	<160
VLDL Cholesterol, Serum	Calculated	19.0	mg/dl	10-35
Blood Glucose (Fasting), Plasma	GOD-POD	100.3	mg/dl	70-110
LIVER FUNCTION TEST				
Total Bilirubin, Serum	DSA	0.66	mg/dl	0.1-1.2
Direct Bilirubin, Serum	DSA	0.20	mg/dl	<0.3
Indirect Bilirubin, Serum	Calculated	0.46	mg/dl	
SGPT/ALT, Serum	IFCC Without PLP	50.4	U/L	<40
SGOT/AST, Serum	IFCC Without PLP	27.2	U/L	<40
Alkaline Phosphatase, Serum	IFCC PNP AMP Kinetic	50.8	U/L	108-306
Total Protein, Serum	BIURET	7.9	gm/dl	6.3-8.4
Albumin, Serum	BGG-Colorimetric	4.8	gm/dl	3.5-5
Globulin, Serum	Calculated	3.1	gm/dl	2.5-3.5

Note: Please correlate clinically

End of Report


Prof. (Dr) Deb Kumar Ray
MBBS, MD
54126(WBMC)
Sr. Consultant & LAB
DIRECTOR

Prof. (Dr) Anup Kumar
Boler
MBBS, MD, Pathology
52317(WBMC)
Consultant Pathologist

Dr. S.G Mukhopadhyay
MD, Pathologist.
63899(WBMC)
Consultant Pathologist

Dr. Binita Kongsabanik
MBBS, MD
74374(WBMC)
Consultant Microbiologist

P.B. : JOYDIP ADITYA



Bamchandaipur, N.H. 2
Purba Bardhaman-713104, West Bengal, India
Phone : +91 9475641904, +91 9233333583



SHARANYA
A Multispeciality Hospital
BURDWAN

ADVANCED BIOCHEMISTRY



NAME : Nandkishore Singh **REG. NO.** : 01-24-005036
AGE/SEX : 41 Yr(s) 4 Month(s) 10 Day(s). **REG. DATE** : 11/05/2024
REQ. NO. : ^{MALE} 01-DIRQ-PL-24-002900 **REQ. DATE** : 11/05/2024
REF. BY : MEDI WELL HEALTH **COLLECTION DT.** : 11/05/2024 08:59 AM
REP. DATE : 13/05/2024 04:50 PM

<u>INVESTIGATION</u>	<u>TEST METHOD</u>	<u>RESULT</u>	<u>UNIT</u>	<u>REFERENCE RANGE</u>
PSA (Prostate Specific Antigen)	CLIA	0.7	ng/ml	<4

"Note: Please correlate clinically"

End of Report

Prof. (Dr) Deb Kumar Ray
MBBS,MD
54126(WBMC)
Sr. Consultant & LAB
DIRECTOR

Prof. (Dr) Anup Kumar
Boler
MBBS,MD, Pathology
52317(WBMC)
Consultant Pathologist

Dr. S.G Mukhopadhyay
MD, Pathologist.
63899(WBMC)
Consultant Pathologist

Dr. Binita Kangsabanik
MBBS,MD
74374(WBMC)
Consultant Microbiologist

P.B. : PARIMITA GHOSH



Bamchandaipur, N.H. 2
Purba Bardhaman-713104, West Bengal, India
Phone : +91 9475641904, +91 9233333583



SHARANYA
A Multispeciality Hospital
BURDWAN



Name : Nandkishore Singh.

AGE: 41 Yrs. Sex: M.

Ref.by : MEDIWELL HEALTH.

Date :20.05.2024.

ECHO CARDIOGRAPHY


2D& M-MODE

LA	:	34 mm.
ACS	:	16 mm.
AO	:	33 mm.
IVSD	:	07 mm.
LVPW	:	09 mm.
LVIDD	:	45 mm.
LVIDS	:	29 mm.
EJECTION FRACTION: 63 %		
EPSS	:	07 mm.
DE	:	14 mm.
E.F.SLOPE	:	78 m/Sec

Comment ,s

- LV cavity size and wall thickness normal.
- Good LV systolic function.
- No RWMA.
- Normal LA,RA & RV size.
- Morphologically normal cardiac valve.
- No pericardial effusion.
- No mass, clot, vegetation noted .

- IMP: Normal study.


Consultant Cardiologist



Name: Nandkishore Singh. AGE: 41 Yrs. Sex: M.

Ref By Dr. Mediwell Health. DATE: 11.05.2024.

X-RAY CHEST P.A. VIEW.

Bronchovascular markings are bilaterally prominent.

Domes of diaphragms are smooth and regular.

Both costophrenic angles are clear.

Mediastinum is central.

Hila shadow are normal.

Cardiac shadow is normal.

IMP: . 1. Bronchovascular markings.

Clinical correlation suggested.



Dr. Anoop Sastry
Consultant Radiologist





SHARANYA
Multispeciality Hospital
BURDWAN



DEPARTMENT OF USG

Patient Name : Nandkishore Singh
Age / Sex : 41 Years / Male
Ref. By : MEDI WELL HEALTH

Reg No / Visit No : 01-24-005036/1
Requisition No : 01-DIRQ-US-24-000481
Report Date : 13-May-2024

USG - WHOLE ABDOMEN

Liver: Normal in size with slightly raised echotexture. I H B R not dilated. No focal S O L is seen.

Portal Vein: Normal in size, measures - 0.74 cm in diameter at porta.

Common Bile Duct: Measures - 0.32 cm in diameter at porta normal. Its lumen appears clear.(visualized part)

Gall Bladder: Normal in size, shape and position with regular wall. No luminal calculus or sludge or mass lesion is visualized at present.

Pancreas: Normal in size, with normal echo texture. No focal S O L is seen. Main Pancreatic duct is not dilated.

Spleen: Length is 9.82 cm. Normal in size and echotexture. No focal S O L is seen.

Kidneys: Right kidney – 9.39 cm. Left kidney – 9.57 cm.

Both kidneys are normal in size, shape and position. Both kidney have regular outlines and show normal cortico medullary differentiation. No evidence of any hydronephrosis, renal calculus or mass lesion is visualized in both kidneys.

Both Ureters: Both ureters are not seen; hence not dilated.

Urinary bladder: Walls are smooth and regular. Lumen is free.


Prostate: Normal in size, measures (3.79 x 3.38 x 3.16) cm. Echotexture is normal. Volume is 21.2 cc. No calcification is noted at present.

IMPRESSION: Features are suggestive of Grade-I fatty changes of liver otherwise normal study of abdomen.

Please correlate clinically.



Barnchandaipur, N.H. 2
Purba Barddhaman-713104, West Bengal, India
Phone : +91 9475641904, +91 9233333583


Dr. S.Z. AHMED
MD (Radiologist)
(Reg-No-68381)