



Mediwheel
...Your wellness partner

Arcofemi Healthcare Pvt Ltd

(Formerly known as Arcofemi Healthcare Ltd)

F-701A, Lado Sarai, Mehrauli, New Delhi - 110030

Email: wellness@mediwheel.in, Website: www.mediwheel.in

Tel: +91-11-41195959, Fax: +91-11-29523020

CIN: U24240DL2011PTC216307

MEDICAL FITNESS CERTIFICATE

(To be signed by a registered medical practitioner holding a Medical degree)

This is to certify that Mr.Pankaj Bhaskar Patil aged, 27yr. Based on the examination, I certify that he is in good mental and physical health and it is free from any physical defects such as deafness, colour blindness, and any chronic or contagious diseases.

Place: **Kolhapur**

Date: 29/06/2024

Dr. Nitesh Kumar
MBBS

Name & Signature of
BCMP 47093

Medical officer

291

Dr. Vandana G. Powar M.B.B.S., D.C.P.
Consultant Pathologist



PARTH
PATHOLOGY LABORATORY
(Computerised)

LAB - Shop No. 7, "Diwan Towers" Mangalwar Peth, Near Mirajkar Tikti, Opp. Nutan Marathi
High School, Kolhapur. Mob. 9158529408, 9422047480, 9921285167

DATE – 29/06/2024

PATIENT NAME- PANKAJ PATIL

AGE – 27/MALE

HEIGHT – 182 cm


WEIGHT – 90 kg

BLOOD PRESSURE - 126/ 76 mmHg

PULSES – 78 / Min

FIT TO PERFORM ALL DUTIES

Dr. Vandana G. Powar
M.B.B.S., D.C.P.
Reg. No. 68137



PATHOLOGIST

[Signature]

DR. VANDANA POWAR
M.B.B.S., D.C.P.

All Biochemistry Tests Done By Computerised Auto Analyser

HAEMATOLOGY | CLINICAL PATHOLOGY | BIOCHEMISTRY | SEROLOGY | MICROBIOLOGY | HISTOPATHOLOGY

24 Hours Emergency Service

Home Service Available



Scanned with OKEN Scanner



भारत सरकार

Government of India



पंकज भास्कर पाटील

Pankaj Bhaskar Patil

जन्म तिथि / DOB : 14/05/1997


पुरुष / MALE



3603 5497 3072

मेरा आधार, मेरी पहचान

Patil





LAB - Shop No. 7, "Diwan Towers" Mangalwar Peth, Near Mirajkar Tikti, Opp. Nutan Marathi High School, Kolhapur. Mob. 9158529408, 9422047480, 9921285167

NAME : MR. PANKAJ PATIL

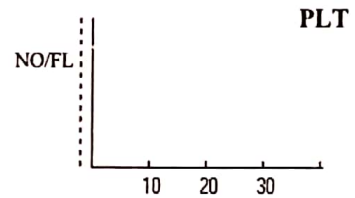
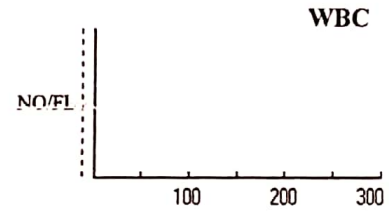
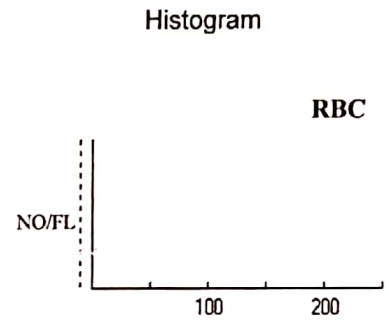
DATE : 29/06/2024 PT.NO. : 201 29062

REF BY : Dr. MEDIWHEEL LIFE INS

AGE : 27. Yrs. SEX : M


HAEMOGRAM WITH INDICES

Test	Result	Units	Normal Range
Haemoglobin	14.6	g/dl	14-18
RBC Count	5.12	millions / cu-mm	4.5 - 6.5
PCV	48.3	%	40 - 54
MCV	94.3	fL	80 - 96
MCH	28.5	Pg	27 - 33
MCHC	30.2	gm/dl	33 - 36
RDW CV	11.9	%	11.0 - 14.5
WBC Count	6900	/cumm	4000 - 11000
Neutrophils	61	%	40 - 75
Lymphocytes	34	%	20 - 40
Eosinophils	03	%	1 - 6
Monocytes	02	%	2-10
Basophils	00	%	0 - 1
Platelet Count	223000	/ul	150000 - 450000
MPV	9.1	fL	7.4 - 10.4
PDW	10.7	%	8-12
P-LCR	18.2	%	15-35
E.S.R.	08	mm at 1hr	0-10
(By Wintrobe Method)			
RBC Morphology	Normochromic, Normocytic.		
WBC Morphology	Within Normal Limits		
Platelets	Adequate		



* Blood group - 'A' Rh Positive

Dr. Vandana G. Powar
M.B.B.S., D.C.P.
Reg. No. 68137



PATHOLOGIST

DR. VANDANA POWAR
M.B.B.S., D.C.P.

All Biochemistry Tests Done By Computerised Auto Analyser

HAEMATOLOGY | CLINICAL PATHOLOGY | BIOCHEMISTRY | SEROLOGY | MICROBIOLOGY | HISTOPATHOLOGY

24 Hours Emergency Service

Home Service Available





LAB - Shop No. 7, "Diwan Towers" Mangalwar Peth, Near Mirajkar Tikti, Opp. Nutan Marathi High School, Kolhapur. Mob. 9158529408, 9422047480, 9921285167

PT.NAME : MR. PANKAJ PATIL
REF. BY : DR. MEDIWHEEL LIFE INS

DATE : 29/06/2024
AGE : 27 Yrs. SEX : M
PT.NO. : 201 290624

BIOCHEMISTRY TEST REPORT

			<u>Normal Range</u>
Fasting Plasma Glucose	: 97.7	mg/dl	60-110 mg/dl
2 Hrs. Plasma Glucose	: 125.6	mg/dl	90-140 mg/dl
S. Creatinine	: 1.22	mg/dl	<u>Normal Range</u> 0.7 - 1.4 mg/dl
Blood Urea	: 32.8	mg/dl	<u>Normal Range</u> 12-42 mg/dl
Blood Urea Nitrogen	: 15.33	mg/dl	5 - 21 mg/dl
S. Uric acid	: 4.3	mg/dl	<u>Normal Range</u> 3.5 -7.2 mg/dl

BIOCHEMISTRY TEST REPORT


			<u>Normal Range</u>
S. Bilirubin (Total)	: 0.26	mg/dl	0 - 1.0 mg/dl
S. Bilirubin (Direct)	: 0.13	mg/dl	0 - 0.25 mg/dl
S. Bilirubin (Indirect)	: 0.13	mg/dl	0 - 0.75 mg/dl
S.G.P.T	: 11.4	IU/L	<u>Normal Range</u> 5-40 IU/L

Dr. Vandana G. Powar

M.B.B.S., D.C.P.

Normal Range 137

PATHOLOGIST



DR. VANDANA POWAR
M.B.B.S., D.C.P.

All Biochemistry Tests Done By Computerised Auto Analyser

HAEMATOLOGY | CLINICAL PATHOLOGY | BIOCHEMISTRY | SEROLOGY | MICROBIOLOGY | HISTOPATHOLOGY

24 Hours Emergency Service

Home Service Available





PT.NAME : MR. PANKAJ PATIL
REF. BY : DR. MEDIWHEEL LIFE INS

DATE : 29/06/2024
AGE : 27 Yrs. SEX : M
PT.NO. : 201 290624

EXAMINATION OF URINE

Normal Range

PHYSICAL EXAMINATION

Quantity : 05 ml
Colour : Pale Yellow
Appearance : Clear
Deposit : Absent
Reaction (pH) : Acidic
Specific Gravity : 1.024 1.003 - 1.035

CHEMICAL EXAMINATION

Proteins : Absent
Glucose : Absent
Ketone Bodies : --
Bile Salts : -- Absent
Bile Pigments : -- Absent
Urobilinogen : --
Occult Blood : Absent

MICROSCOPIC EXAMINATION

Epithelial Cells : 1 - 2 /hpf
Pus Cells : 2 - 3 /hpf
Red Blood Cells : Absent /hpf
Casts : Absent
Crystals : Absent
Amorphous Deposits : Absent


OTHER FINDINGS

Yeast Cells : Absent
Trichomonas vaginalis : Absent
Bacteria : Absent
Mucus Threads : Absent
Spermatozoa : Absent

Dr. Vandana G. Powar
M.B.B.S., D.C.P.
Reg. No. 68137

PATHOLOGIST


DR. VANDANA POWAR
M.B.B.S., D.C.P.



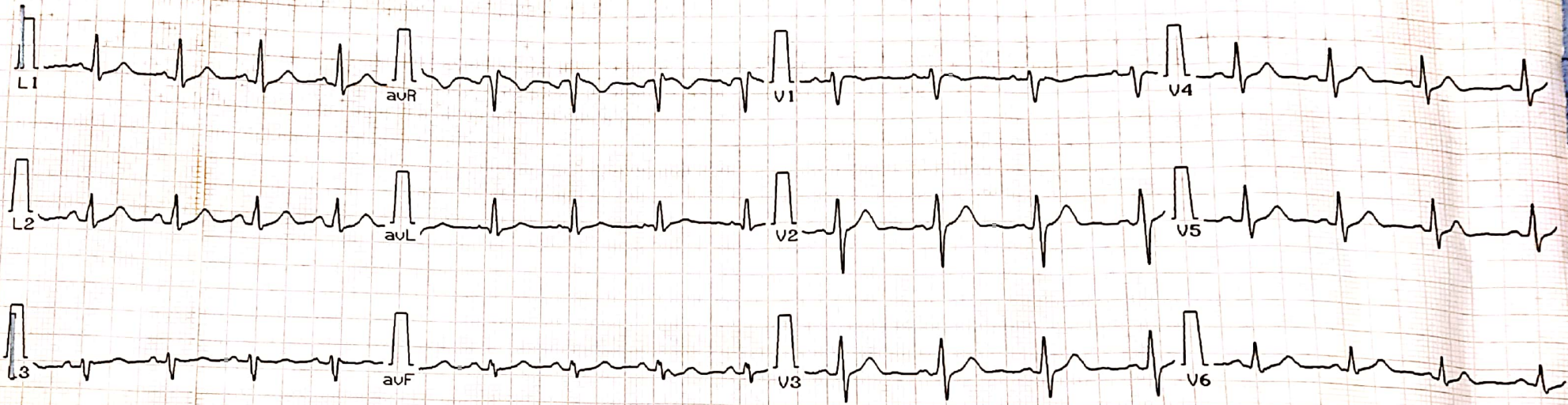
All Biochemistry Tests Done By Computerised Auto Analyser

HAEMATOLOGY | CLINICAL PATHOLOGY | BIOCHEMISTRY | SEROLOGY | MICROBIOLOGY | HISTOPATHOLOGY

24 Hours Emergency Service

Home Service Available





NO ABNORMAL FINDINGS ARE DETECTED ClarityMed ECG-100C Dr:

Name Pankaj patil
 Age 27 Yrs, Ht _____ cms, Wt _____ Kg
 Sex M, BP _____ mmHg

Interpretation Report For ADULT
 Sinus Rhythm
 Normal ECG

Heart Rate 96 BPM

(ms)	P 88	QRS 97	PQ 142	QT 323	QTc 408
(%)	QT/QTc 79	QT/RR 51			
Axis	P 50°	QRS 1°	T 34°		



Unconfirmed Report
 Dr:

Power
 S.S., D.C.P
 37

LOGIST

PS: Not for medico legal purposes.

Dr. Vandana G. Powar M.B.B.S., D.C.P.
Consultant Pathologist



PARTH
PATHOLOGY LABORATORY
(Computerised)

- Shop No. 7, "Diwan Towers" Mangalwar Peth, Near Mirajkar Tikti, Opp. Nutan Marathi High School, Kolhapur. Mob. 9158529408, 9422047480, 9921285167

29/06/2024

**THE ECG OF THE CLIENT – PANKAJ PATIL
IS WITHIN NORMAL LIMIT**

NO ABNORMAL FINDINGS ARE DETECTED .



Dr. Vandana G. Powar
M.B.B.S., D.C.P.
Reg. No. 68137

PATHOLOGIST

DR. VANDANA POWAR
M.B.B.S., D.C.P.

All Biochemistry Tests Done By Computerised Auto Analyser

AEMATOLOGY | CLINICAL PATHOLOGY | BIOCHEMISTRY | SEROLOGY | MICROBIOLOGY | HISTOPATHOLOGY

24 Hours Emergency Service

Home Service Available



Scanned with OKEN Scanner



N4

 GPS Map Camera


Kolhapur, Maharashtra, India

1095/1B/1, Mangalwar Peth, C Ward, Kolhapur, Maharashtra 416012, India

Lat 16.692822°

Long 74.224247°

29/06/24 08:40 AM GMT +05:30



Scanned with OKEN Scanner

DATE : 29/06/2024

R

Name: MR PANKAJ PATIL

Age/Sex: 27 / Male

Ref.Dr. PARTH LAB

Chest PA

SWARA DIGITAL X-RAY RAJARAMPURI 10TH LANE KOLHAPUR



SWARA DIGITAL

X- RAY

All Types Of Digital, Portable X-rays And Procedural X-rays

PATEINT NAME :	MR PANKAJ PATIL	AGE/SEX :	27Y/MALE
REF BY :	PARTH LAB	DATE :	29/06/2024

CHEST X-RAY PA

Both lungs fields are normal

Both costophrenic angles appear normal

The tracheal lucency is centrally placed

The mediastinal & diaphragmatic outlines appear normal.

The heart shadow is normal

IMPRESSION : **NORMAL CHEST X-RAY**

ADV: Clinical correlated

DR SAKSHAM GUPTA
MBBS,MD Radio diagnosis FMF UK
Consultant Radiologist

Mob. 9890185675

Address : Bramhanand, Near Tawanappa Patne High School, Rajarampuri 10 Galli, Kolhapur.

Scanned with ACE Scanner



Scanned with OKEN Scanner