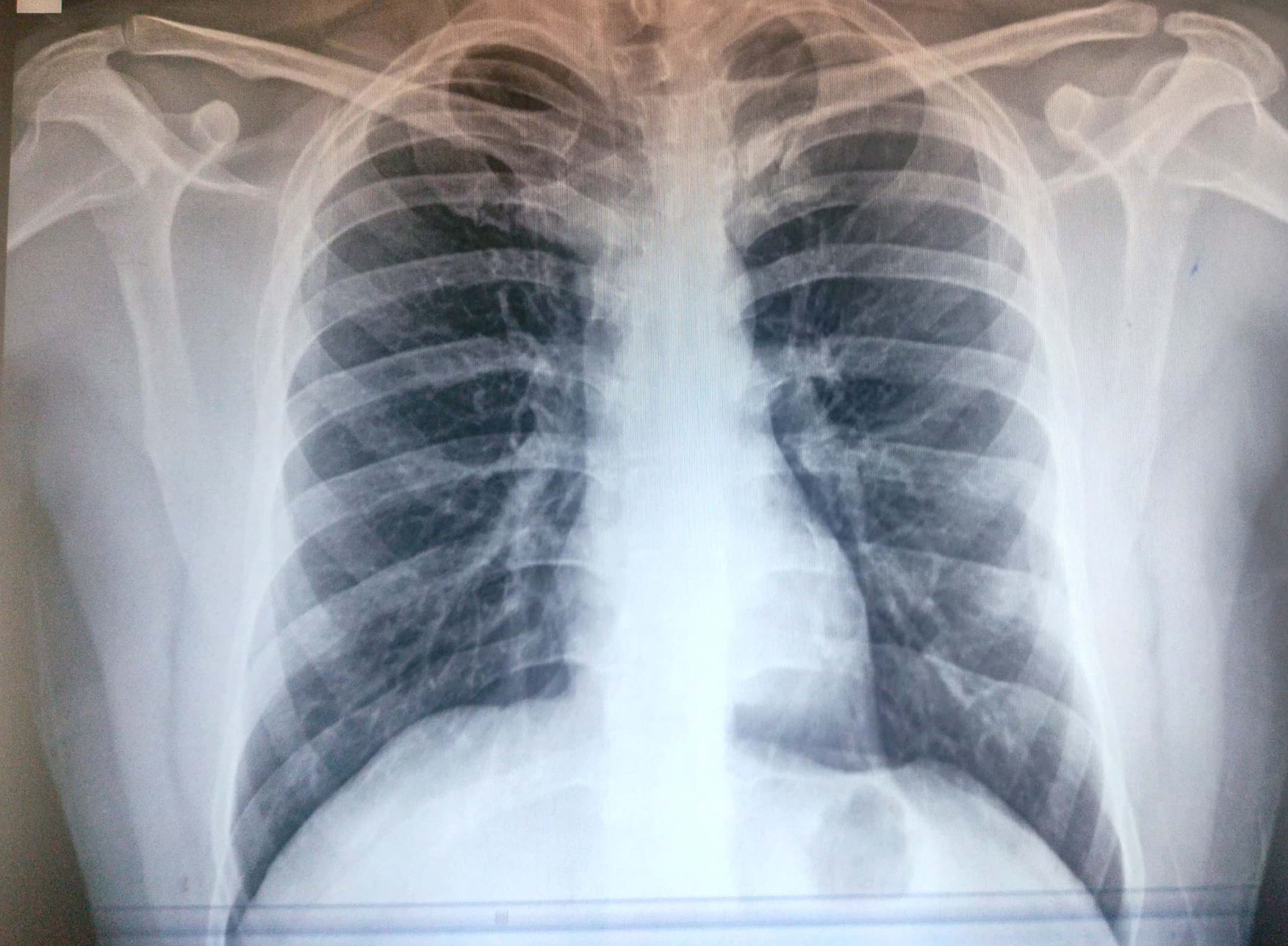
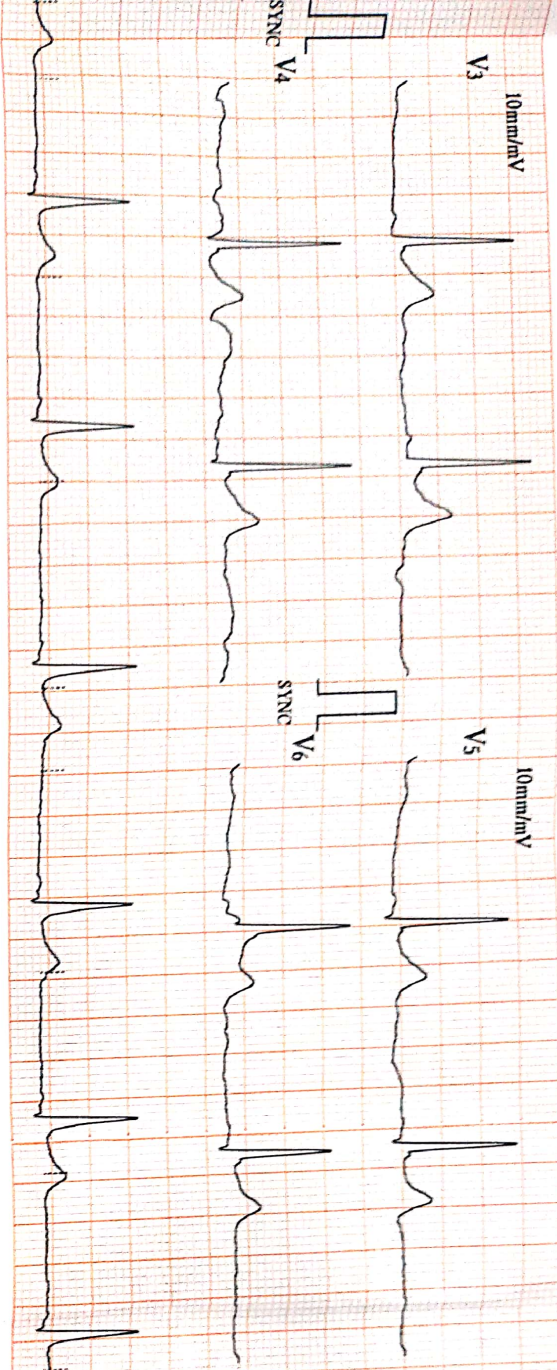


R



PANKAJ KUMAR KUMRA 31Y M | Chest PA REQ24063818 3/25/2023 11:16:00 AM
PARK HOSPITAL, SOUTH CITY II, GURGAON, HARYANA



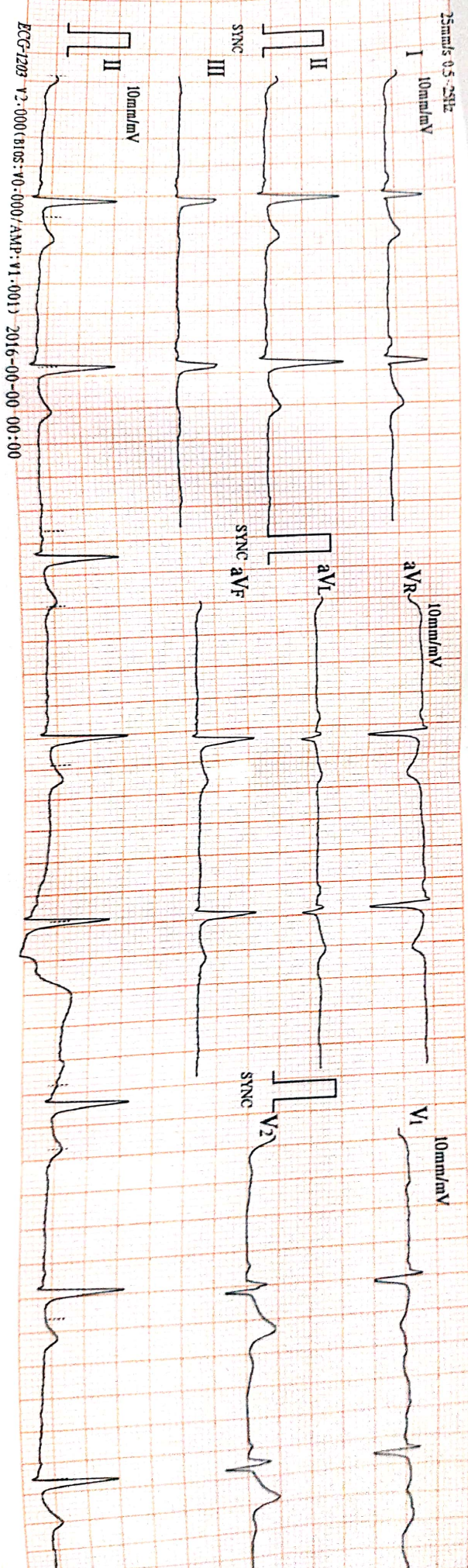


ID : 0011
 Name: PAHROS
 Sex : male
 Age : 25
 25/3/23

HR	: 64	bpm
R-R	: 932	ms
P-R	: 136	ms
QRS	: 100	ms
QT/QTc	: 427/442	ms
P/QRS/T	: -18/66/33	ms
RV5/SV1	: 1.560/0.560	mV
RV5+SV1	: 2.120	mV

----- PAC-Premature Atrial Contraction
 ----- Undefined Arrhythmia
 ----- Unspecified ST-T Abnormality

Inconfirmed report Verified by: _____



25mm/s 0.5mV
 ECG-1203 *2.000f B105: V0.000/AMP: V1.001 2016-00-00 00:00



DEPARTMENT OF PATHOLOGY

Patient Name : Mr. PANKAJ KUMAR KUMRA

MR No : 674641

Age/Sex : 31 Years 1 Months / Male

Type : OPD

TPA/Corporate : MEDIWHEEL PVT LTD

Bill Date : 25/03/2023

Reporting Date : 27/03/2023

Sample ID : 115680

Bill/Req. No. : 24063818

Ref Doctor : Dr.RMO

Test	Result	Bio. Ref. Interval	Units	Method
URINE C/S				

NAME OF SPECIMEN	URINE			
ORGANISM IDENTIFIED	NO GROWTH SEEN IN CULTURE AFTER 48HRS OF INCUBATION AT 37 C DEGREE.			Aerobic culture

Method :

Note :

***** END OF THE REPORT *****



Sample no.

Dr. SONIA KUMARI

MBBS, MD (PATHOLOGY) Gold medalist

Dr. PRADIP KUMAR

Consultant (Microbiology)

Dr. NISHA TIWARI

MBBS, MD (Microbiology)

USER NM

ANJALIPA91



Cert. No. H-2016-0389

Cert. No. MC - 4830

(This is only professional opinion and not the diagnosis, please correlate clinically)

Page 1 of 1

Q Block, South City -II, Sohna Road, Sector-47, Gurgaon, Haryana

Ph.: 0124-4900000 (100 Lines), Toll Free No. : 1800-102-6767, Mob.: 62 62 82 82 35, Email: customer@parkhospital.in

PARK GROUP OF HOSPITALS : West Delhi - Gurugram - Faridabad - Sonapat - Panipat - Karnal - Ambala - Patiala - Behror - Jaipur



DEPARTMENT OF PATHOLOGY

Patient Name : Mr. PANKAJ KUMAR KUMRA

MR No : 674641

Age/Sex : 31 Years 1 Months / Male

Type : OPD

TPA/Corporate : MEDIWHEEL PVT LTD

Bill Date : 25/03/2023

Reporting Date : 25/03/2023

Sample ID : 115680

Bill/Req. No. : 24063818

Ref Doctor : Dr.RMO

Test	Result	Bio. Ref. Interval	Units	Method
ESR (WESTERGREIN)				
E.S.R. - II HR.	20		mm II Hr.	Westergren

***** END OF THE REPORT *****



Sample no.

Dr. SONIA KUMARI

MBBS, MD (PATHOLOGY) Gold medalist

Dr. PRADIP KUMAR

Consultant (Microbiology)

Dr. NISHA TIWARI

MBBS, MD (Microbiology)

USER NM

AJAYPA164



Cert. No. H-2016-0369 Cert. No. MC - 4830

(This is only professional opinion and not the diagnosis, please correlate clinically)

Q Block, South City -II, Sohna Road, Sector-47, Gurgaon, Haryana Page 1 of 1
Ph.: 0124-4900000 (100 Lines), Toll Free No. : 1800-102-6767, Mob.: 62 62 82 82 35, Email: customercare@parkhospital.in

PARK GROUP OF HOSPITALS : West Delhi - Gurugram - Faridabad - Sonapat - Panipat - Karnal - Ambala - Patiala - Behror - Jaipur



DEPARTMENT OF PATHOLOGY

Patient Name : Mr. PANKAJ KUMAR KUMRA

MR No : 674641

Age/Sex : 31 Years 1 Months / Male

Type : OPD

TPA/Corporate : MEDIWHEEL PVT LTD

Bill Date : 25/03/2023

Reporting Date : 25/03/2023

Sample ID : 115680

Bill/Req. No. : 24063818

Ref Doctor : Dr.RMO

Test	Result	Bio. Ref. Interval	Units	Method
CBC				
HAEMOGLOBIN	14.8	12 - 16	gm/dL	COLORIMETRY
TOTAL LEUCOCYTE COUNT	6000	4000-11000	/ μ L	ELECTRICAL
DIFFERENTIAL COUNT				
NEUTROPHILS	65	40.0 - 80.0	%	FLOW CYTOMETRY
LYMPHOCYTES	30	20.0 - 40.0	%	FLOW CYTOMETRY
MONOCYTES	03	2.0 - 10.0	%	FLOW CYTOMETRY
EOSINOPHILS	02	0.0 - 5.0	%	FLOW CYTOMETRY
BASOPHILS	00	0.0 - 2.0	%	FLOW CYTOMETRY
RED BLOOD CELL COUNT	4.9	3.5 - 5.5	millions/ μ L	ELECTRICAL
PACKED CELL VOLUME	45.9	35.0 - 50.0	%	ELECTRICAL
MEAN CORPUSCULAR VOLUME	93.2	83 - 101	fL	ELECTRICAL
MEAN CORPUSCULAR HAEMOGLOBIN	30.1	27 - 31	Picogrammes	CALCULATED
MEAN CORPUSCULAR HB CONC	32.2	L 33 - 37	g/dl	CALCULATED
PLATELET COUNT	326	150 - 450	thou/ μ L	ELECTRICAL
SPECIMEN TYPE	WHOLE BLOOD-EDTA			

***** END OF THE REPORT *****



Sample no.

Dr. SONIA KUMARI

MBBS, MD (PATHOLOGY) Gold medalist

Dr. PRADIP KUMAR

Consultant (Microbiology)

Dr. NISHA TIWARI

MBBS, MD (Microbiology)

USER NM

AJAYPA164



Cert. No. H-2016-0369 Cert. No. MC - 4830

(This is only professional opinion and not the diagnosis, please correlate clinically)

Q Block, South City -II, Sohna Road, Sector-47, Gurgaon, Haryana Page 1 of 1
Ph.: 0124-4900000 (100 Lines), Toll Free No. : 1800-102-6767, Mob.: 62 62 82 82 35, Email: customercare@parkhospital.in

PARK GROUP OF HOSPITALS : West Delhi - Gurugram - Faridabad - Sonipat - Panipat - Karnal - Ambala - Patiala - Behror - Jaipur



DEPARTMENT OF PATHOLOGY

Patient Name : Mr. PANKAJ KUMAR KUMRA

MR No : 674641

Age/Sex : 31 Years 1 Months / Male

Type : OPD

TPA/Corporate : MEDIWHEEL PVT LTD

Bill Date : 25/03/2023

Reporting Date : 25/03/2023

Sample ID : 115680

Bill/Req. No. : 24063818

Ref Doctor : Dr.RMO

Test	Result	Bio. Ref. Interval	Units	Method
BLOOD GROUPING AND RH FACTOR				
BLOOD GROUP	" O " RH POSITIVE			MATRIX GEL

***** END OF THE REPORT *****



Sample no.

Dr. SONIA KUMARI

MBBS, MD (PATHOLOGY) Gold medalist

Dr. PRADIP KUMAR

Consultant (Microbiology)

Dr. NISHA TIWARI

MBBS, MD (Microbiology)

USER NM

AJAYPA164



Cert. No. H-2016-0369 Cert. No. MC-4830

(This is only professional opinion and not the diagnosis, please correlate clinically)

Q Block, South City -II, Sohna Road, Sector-47, Gurgaon, Haryana

Page 1 of 1

Ph.: 0124-4900000 (100 Lines), Toll Free No. : 1800-102-6767, Mob.: 62 62 82 82 35, Email: customercare@parkhospital.in

PARK GROUP OF HOSPITALS : West Delhi - Gurugram - Faridabad - Sonapat - Panipat - Karnal - Ambala - Patiala - Behror - Jaipur



DEPARTMENT OF PATHOLOGY

Patient Name : Mr. PANKAJ KUMAR KUMRA

MR No : 674641

Age/Sex : 31 Years 1 Months / Male

Type : OPD

TPA/Corporate : MEDIWHEEL PVT LTD

Bill Date : 25/03/2023

Reporting Date : 25/03/2023

Sample ID : 115680

Bill/Req. No. : 24063818

Ref Doctor : Dr.RMO

Test	Result	Blo. Ref. Interval	Units	Method
BLOOD SUGAR 2 HR. PP				
BLOOD SUGAR P.P.	92	80 - 150	mg/dl	

***** END OF THE REPORT *****



Sample no.

Dr. SONIA KUMARI

MBBS, MD (PATHOLOGY) Gold medalist

Dr. PRADIP KUMAR

Consultant (Microbiology)

Dr. NISHA TIWARI

MBBS, MD (Microbiology)

USER NM

AMIT1



(This is only professional opinion and not the diagnosis, please correlate clinically)

Cert. No. H-2016-0389 Cert. No. MC - 4830 Q Block, South City -II, Sohna Road, Sector-47, Gurgaon, Haryana Page 1 of 1
Ph.: 0124-4900000 (100 Lines), Toll Free No. : 1800-102-6767, Mob.: 62 62 82 82 35, Email: customercare@parkhospital.in

PARK GROUP OF HOSPITALS : West Delhi - Gurugram - Faridabad - Sonapat - Panipat - Karnal - Ambala - Patiala - Behror - Jaipur



DEPARTMENT OF PATHOLOGY

Patient Name : Mr. PANKAJ KUMAR KUMRA

MR No : 674641

Age/Sex : 31 Years 1 Months / Male

Type : OPD

TPA/Corporate : MEDIWHEEL PVT LTD

Ref Doctor : Dr.RMO

Bill Date : 25/03/2023 10:23 AM

Sample Col Dt/Tm : 25/03/2023 11:36 am

Sample Rec Dt/Tm : 25/03/2023 11:35 am

Reporting Date : 2023-03-25 00:00:00 2023-03-01 13:30

Sample ID : 115680

Bill/Req. No. : 24063818

Test	Result	Bio. Ref. Interval	Units	Method
BLOOD SUGAR FASTING				
PLASMA GLUCOSE FASTING	88	60 - 110	mg/dl	GOD TRINDERS

***** END OF THE REPORT *****



Dr. PRADIP KUMAR
Consultant (Microbiology)

Dr. SONIA KUMARI
MD Pathology (Gold Medalist)

Dr. NISHA TIWARI
MBBS, MD (Microbiology)

USER NM AJAYPA164



(This is only professional opinion and not the diagnosis, please correlate clinically)

Cert. No. H-2016-0369 Cert. No. MC-4830

Q Block, South City -II, Sohna Road, Sector-47, Gurgaon, Haryana
Ph.: 0124-4900000 (100 Lines), Toll Free No. : 1800-102-6767, Mob.: 62 62 82 82 35, Email: customercare@parkhospital.in

Page 1 of 1

PARK GROUP OF HOSPITALS : West Delhi - Gurugram - Faridabad - Sonipat - Panipat - Karnal - Ambala - Patiala - Behror - Jaipur



DEPARTMENT OF PATHOLOGY

Patient Name : Mr. PANKAJ KUMAR KUMRA

MR No : 674641

Age/Sex : 31 Years 1 Months / Male

Type : OPD

TPA/Corporate : MEDIWHEEL PVT LTD

Bill Date : 25/03/2023

Reporting Date : 25/03/2023

Sample ID : 115680

Bill/Req. No. : 24063818

Ref Doctor : Dr.RMO

Test	Result	Bio. Ref. Interval	Units	Method
URINE ROUTINE AND MICROSCOPY				
PHYSICAL CHARACTERSTICS				
QUANTITY	30ml	5 - 100	ml	
COLOUR	Pale Yellow	Pale Yellow		Vishal
TURBIDITY	Clear	clear		
SPECIFIC GRAVITY	1.020	1.000-1.030		urinometer
PH	Acidic	Acidic/Alkaline		PH PAPER
CHEMICAL EXAMINATION-1				
UROBILINOGEN	NIL	NIL		Ehrlich
URINE PROTEIN	NIL	NIL	mg/dl	Protein error indicator
BLOOD	NIL	NIL		
URINE BILIRUBIN	NIL	NIL		
GLUCOSE	NIL	NIL	mg/dL	GOD-POD/Benedicts
URINE KETONE	NIL	NIL		SOD.
MICRO.EXAMINATION				
PUS CELL	2-3	0-5	cells/hpf	Microscopic
RED BLOOD CELLS	Nil	0-2	cells/hpf	
EPITHELIAL CELLS	NIL	0-5	cells/hpf	
CASTS	nil	NIL	/lpf	
CRYSTALS	NIL	NIL	/hpf	

***** END OF THE REPORT *****



Sample no.

Dr. SONIA KUMARI

MBBS, MD (PATHOLOGY) Gold medalist

Dr. PRADIP KUMAR

Consultant (Microbiology)

Dr. NISHA TIWARI

MBBS, MD (Microbiology)

USER NM

AMIT1



Cert. No. H-2016-0369 Cert. No. MC - 4830

(This is only professional opinion and not the diagnosis, please correlate clinically)

Q Block, South City -II, Sohna Road, Sector-47, Gurgaon, Haryana Page 1 of 1
Ph.: 0124-4900000 (100 Lines), Toll Free No. : 1800-102-6767, Mob.: 62 62 82 82 35, Email: customercare@parkhospital.in

PARK GROUP OF HOSPITALS : West Delhi - Gurugram - Faridabad - Sonipat - Panipat - Karnal - Ambala - Patiala - Behror - Jaipur



DEPARTMENT OF PATHOLOGY

Patient Name : Mr. PANKAJ KUMAR KUMRA
 MR No : 674641
 Age/Sex : 31 Years 1 Months / Male
 Type : OPD
 TPA/Corporate : MEDIWHEEL PVT LTD

Bill Date : 25/03/2023
 Reporting Date : 25/03/2023
 Sample ID : 115680
 Bill/Req. No. : 24063818
 Ref Doctor : Dr.RMO

Test	Result	Bio. Ref. Interval	Units	Method
LIPID PROFILE				
TOTAL CHOLESTEROL	223	0 - 250	mg/dL	CHOD -Trinder
SERUM TRIGLYCERIDES	142	60 - 165	mg/dl	GPO-TRINDER
HDL-CHOLESTEROL	54	30 - 70	mg/dl	DIRECT
VLDL CHOLESTEROL	28	6 - 32	mg/dL	calculated
LDL	141	<i>H</i> 50 - 135	mg/dl	calculated
LDL CHOLESTEROL/HDL RATIO	2.6	1.0 - 3.0	mg/dL	calculated
TOTAL CHOLESTEROL/HDL RATIO	4.1	2.0 - 5.0	mg/dl	calculated

***** END OF THE REPORT *****



Sample no.

Dr. SONIA KUMARI

MBBS, MD (PATHOLOGY) Gold medalist

Dr. PRADIP KUMAR

Consultant (Microbiology)

Dr. NISHA TIWARI

MBBS, MD (Microbiology)

USER NM

AMIT1



(This is only professional opinion and not the diagnosis, please correlate clinically)

Cert. No. H-2016-0369 Cert. No. MC - 4830

Q Block, South City -II, Sohna Road, Sector-47, Gurgaon, Haryana Page 1 of 1

Ph.: 0124-4900000 (100 Lines), Toll Free No. : 1800-102-6767, Mob.: 62 62 82 82 35, Email: customercare@parkhospital.in

PARK GROUP OF HOSPITALS : West Delhi - Gurugram - Faridabad - Sonapat - Panipat - Karnal - Ambala - Patiala - Behror - Jaipur



DEPARTMENT OF RADIOLOGY

Patient Name	Mr PANKAJ KUMAR KUMRA	Billed Date	: 25/03/2023	10.23 AM
Reg No	674641	Reported Date	: 25/03/2023	
Age/Sex	31 Years 1 Months / Male	Req. No.	: 24063818	
Type	OPD	Consultant Doctor	: Dr. RMO	

X-RAY CHEST AP/PA

X-RAY CHEST P.A. VIEW

Bilateral lungs appears normal.

No focal lung lesion seen.

No evidence of free fluid is seen.

Both hila are normal in size, have equal density and bear normal relationship.

The heart and trachea are central in position and no mediastinal abnormality is visible.

The cardiac size is normal for patient age and view.

The domes of the diaphragms are normal in position, and show smooth outline.

To be correlated clinically



Dr. ANSHU K. SHARMA
MBBS, MD
CONSULTANT RADIOLOGIST

Dr. MANJEET SEHRAWAT
MBBS, MD, PDCC
CONSULTANT RADIOLOGIST

Dr. NEENA SIKKA
MBBS, DNB
CONSULTANT RADIOLOGIST



Cert. No. H-2016-0369 Cert. No. MC-4830

(This is only professional opinion and not the diagnosis, please correlate clinically)

Q Block, South City -II, Sohna Road, Sector-47, Gurgaon, Haryana

Ph.: 0124-4900000 (100 Lines), Toll Free No. : 1800-102-6767, Mob.: 62 62 82 82 35, Email: customercare@parkhospital.in

Page 1 of 1

PARK GROUP OF HOSPITALS : West Delhi - Gurugram - Faridabad - Sonapat - Panipat - Karnal - Ambala - Patiala - Behror - Jaipur



DEPARTMENT OF PATHOLOGY

Patient Name : Mr. PANKAJ KUMAR KUMRA
MR No : 674641
Age/Sex : 31 Years 1 Months / Male
Type : OPD
TPA/Corporate : MEDIWHEEL PVT LTD

Bill Date : 25/03/2023
Reporting Date : 25/03/2023
Sample ID : 115680
Bill/Req. No. : 24063818
Ref Doctor : Dr.RMO

Test	Result	Bio. Ref. Interval	Units	Method
LFT (LIVER FUNCTION TEST)				
LFT				
TOTAL BILIRUBIN	0.3	0 - 1.2	mg/dL	DIAZO
DIRECT BILIRUBIN	0.2	0 - 0.4	mg/dL	DIAZO
INDIRECT BILIRUBIN	0.1	0.10 - 0.6	mg/dL	CALCULATED
SGOT (AST)	40	0 - 45	U/L	IFCC WITHOUT
SGPT (ALT)	45	0 - 45	U/L	IFCC WITHOUT
ALKALINE PHOSPHATASE	126	30 - 170	IU/L	MODIFIED IFCC
TOTAL PROTEINS	6.6	6.4 - 8.0	g/dL	BIURET
ALBUMIN	3.8	3.3 - 5.5	g/dL	BCG DYE
GLOBULIN	2.8	2.3 - 4.5	g/dL	CALCULATED
A/G RATIO	1.36	1.1 - 2.2		CALCULATED

***** END OF THE REPORT *****



Sample no.

Dr. SONIA KUMARI
 MBBS, MD (PATHOLOGY) Gold medalist

Dr. PRADIP KUMAR
 Consultant (Microbiology)

Dr. NISHA TIWARI
 MBBS, MD (Microbiology)

USER NM AJAYPA164



Cert. No. H-2016-0369 Cert. No. MC - 4830

(This is only professional opinion and not the diagnosis, please correlate clinically)

Q Block, South City -II, Sohna Road, Sector-47, Gurgaon, Haryana Page 1 of 1
 Ph.: 0124-4900000 (100 Lines), Toll Free No. : 1800-102-6767, Mob.: 62 62 82 82 35, Email: customercare@parkhospital.in

PARK GROUP OF HOSPITALS : West Delhi - Gurugram - Faridabad - Sonapat - Panipat - Karnal - Ambala - Patiala - Behror - Jaipur



DEPARTMENT OF PATHOLOGY

Patient Name : Mr. PANKAJ KUMAR KUMRA

MR No : 674641

Age/Sex : 31 Years 1 Months / Male

Type : OPD

TPA/Corporate : MEDIWHEEL PVT LTD

Bill Date : 25/03/2023

Reporting Date : 25/03/2023

Sample ID : 115680

Bill/Req. No. : 24063818

Ref Doctor : Dr.RMO

Test	Result	Bio. Ref. Interval	Units	Method
------	--------	--------------------	-------	--------

THYROID PROFILE

TRI-IODOTHYRONINE (T3)	1.14	0.60 - 1.81	ng/ml	Chemiluminescence
THYROXINE (T4)	9.5	5.01 - 12.45	µg/dL	Chemiluminescence
THYROID STIMULATING HORMONE	2.07	0.5-5.50	µIU/ml	
SPECIMEN TYPE	SERUM			

Method : chemiluminescent immunoassay

Note : Clinical Significance:

Thyroid function tests (TFTs) is a collective term for blood tests used to check the function of the thyroid. TFTs may be requested if a patient is thought to suffer from hyperthyroidism (overactive thyroid) or hypothyroidism (underactive thyroid), or to monitor the effectiveness of either thyroid-suppression or hormone replacement therapy. It is also requested routinely in conditions linked to thyroid disease, such as atrial fibrillation and anxiety disorder. A TFT panel typically includes thyroid hormones such as thyroid-stimulating hormone (TSH, thyrotropin) and thyroxine (T4), and triiodothyronine (T3) depending on local laboratory policy.

Note: Please correlate with clinical condition

***** END OF THE REPORT *****



Sample no.

Dr. SONIA KUMARI

MBBS, MD (PATHOLOGY) Gold medalist

Dr. PRADIP KUMAR

Consultant (Microbiology)

Dr. NISHA TIWARI

MBBS, MD (Microbiology)

USER NM

DINESH



(This is only professional opinion and not the diagnosis, please correlate clinically)

Cert. No. H-2016-0369 Cert. No. MC - 4830 Q Block, South City -II, Sohna Road, Sector-47, Gurgaon, Haryana Page 1 of 1

Ph.: 0124-4900000 (100 Lines), Toll Free No. : 1800-102-6767, Mob.: 62 62 82 82 35, Email: customercare@parkhospital.in

PARK GROUP OF HOSPITALS : West Delhi - Gurugram - Faridabad - Sonapat - Panipat - Karnal - Ambala - Patiala - Behror - Jaipur



DEPARTMENT OF RADIOLOGY

Patient Name	Mr PANKAJ KUMAR KUMRA	Billed Date	: 25/03/2023	10.23 AM
Reg No	674641	Reported Date	: 25/03/2023	
Age/Sex	31 Years 1 Months / Male	Req. No.	: 24063818	
Type	OPD	Consultant Doctor	: Dr. RMO	

USG WHOLE ABDOMEN

LIVER: The liver is enlarged in size 15.3cm with fatty infiltration. No evidence of any focal lesion. IHBR is not dilated.

GALL BLADDER: The gall bladder is well distended. No evidence any calculus or mass seen. GB wall thickness with in normal limits. No evidence of pericholecystic fluid is seen.

BILE DUCT : The common bile duct is normal in caliber. Its measures 4.2 mm at porta hepatis. No evidence of calculus is noted in common bile duct.

SPLEEN : The spleen is normal in size 9.8cm and shape. Its echotexture is homogeneous. No evidence of focal lesion is noted.

PANCREAS : The pancreas is normal in size, shape, contours and echotexture. No evidence of solid or cystic mass lesion is noted. MPD is not dilated. No evidence of peripancreatic collection.

KIDNEYS : The bilateral kidneys are normal in size and echotexture. Cortico-medullary differentiation is maintained. There is no evidence of obvious calculus or hydronephrosis.

URINARY BLADDER : The urinary bladder is well distended. It shows uniformly thin walls and sharp mucosa. No evidence of calculus is seen. No evidence of mass or diverticulum is noted.

PROSTATE: Prostate appears normal in shape, size and echotexture.

No evidence of ascites or interbowel free fluid is seen.

No evidence of obvious retroperitoneal or mesantric lymphadenopathy is seen.

**IMPRESSION- Mild hepatomegaly with grade I fatty liver
To be correlated clinically.**



Handwritten signature

Dr. ANSHU K. SHARMA
MBBS, MD
CONSULTANT RADIOLOGIST

Dr. MANJEET SEHRAWAT
MBBS, MD, PDCC
CONSULTANT RADIOLOGIST

Dr. NEENA SIKKA
MBBS, DNB
CONSULTANT RADIOLOGIST



(This is only professional opinion and not the diagnosis, please correlate clinically)

Cert. No. H-2016-0369 Cert. No. MC - 4830

Q Block, South City -II, Sohna Road, Sector-47, Gurgaon, Haryana
Ph.: 0124-4900000 (100 Lines), Toll Free No. : 1800-102-6767, Mob.: 62 62 82 82 35, Email: customercare@parkhospital.in

Page 1 of 1

PARK GROUP OF HOSPITALS : West Delhi - Gurugram - Faridabad - Sonapat - Panipat - Karnal - Ambala - Patiala - Behror - Jaipur



Park Hospital

GROUP SUPER SPECIALITY HOSPITAL

Name : Mr.PANKAJ KUMAR 24063818
Age/Gender : 31 Y(s) /Male
Reg No : 250323514
Lab ID No : KP0209467
Sample ID : 220246219
Sample Type : Serum

Location : KPL A43
Registered On : 25-03-2023 15:41
Reported On : 25-03-2023 19:32
Referred By : PARK HOSPITAL
Client Name : PARK HOSPITAL GUR
Reference No :



Test	Result	Unit	Reference Range
PROSTATIC SPECIFIC ANTIGEN CLIA (FREE) <i>Method : CLIA</i>	: 0.03	ng/mL	0 - 0.42

**** End Of The Report ****



Sherry Khanna

Dr.Sherry Khanna
D.N.B. (Pathology)
Head-Lab Operations,
DMC Reg.No-25315

Page 1 of 2



28-03-2023 16:23



Cert. No. H-2016-0369 Cert. No. MC - 4830

(This is only professional opinion and not the diagnosis, please correlate clinically)
Q Block, South City -II, Sohna Road, Sector-47, Gurgaon, Haryana

Ph.: 0124-4900000 (100 Lines), Toll Free No. : 1800-102-6767, Mob.: 62 62 82 82 35, Email: customercare@parkhospital.in

PARK GROUP OF HOSPITALS : West Delhi - Gurugram - Faridabad - Sonapat - Panipat - Karnal - Ambala - Patiala - Behror - Jaipur

the health care providers

the health care providers



Park Hospital

GROUP SUPER SPECIALITY HOSPITAL

Name : Mr.PANKAJ KUMAR 24063818
 Age/Gender : 31 Y(s) /Male
 Reg No : 250323514
 Lab ID No : KP0209467
 Sample ID : 220246219
 Sample Type : Serum

Location : KPL A43
 Registered On : 25-03-2023 15:41
 Reported On : 25-03-2023 17:14
 Referred By : PARK HOSPITAL
 Client Name : PARK HOSPITAL GUR
 Reference No :



Test	Result	Unit	Reference Range
PSA - TOTAL	: 0.56	ng/mL	0 - 4

**** End Of The Report ****



Sherry Khanna

Dr.Sherry Khanna
 D.N.B. (Pathology)
 Head-Lab Operations.
 DMC Reg.No-25315



Cert. No. H-2016-0369 Cert. No. MC - 4830

(This is only professional opinion and not the diagnosis, please correlate clinically)

Q Block, South City -II, Sohna Road, Sector-47, Gurgaon, Haryana
 Ph.: 0124-4900000 (100 Lines), Toll Free No. : 1800-102-6767, Mob.: 62 62 82 82 35, Email: customercare@parkhospital.in

PARK GROUP OF HOSPITALS : West Delhi - Gurugram - Faridabad - Sonapat - Panipat - Karnal - Ambala - Patiala - Behror - Jaipur



Ophthalm

Pt - Pankaj Kumar -
age - 31 y/M.

Health checkup.

Dr. Anshul Anand

Date - 28/3/23

Vng } 6/6
 } unaided
 } 6/6

MVg } 10/6
 } unaided
 } 10/6

MCT } 21
 } 21

Colour vision - normal

Fundus - Normal



[Handwritten signature]



(This is only professional opinion and not the diagnosis, please correlate clinically)

Cert. No. H-2016-0369 Cert. No. MC - 4830 Q Block, South City -II, Sohna Road, Sector-47, Gurgaon, Haryana
Ph.: 0124-4900000 (100 Lines), Toll Free No. : 1800-102-6767, Mob.: 62 62 82 82 35, Email: customercare@parkhospital.in

PARK GROUP OF HOSPITALS : West Delhi - Gurugram - Faridabad - Sonapat - Panipat - Karnal - Ambala - Patiala - Behror - Jaipur

25.3.23



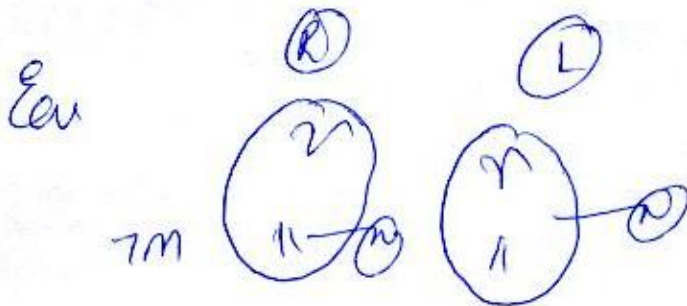
Park Hospital

GROUP SUPER SPECIALITY HOSPITAL

Rankaj Kumar

ENT

Dr Anju



Oral - Grade I tonsillar enlargement.

Nose - DNS (+) to (R)
B/L turbinate hypertrophy

Ado
P7A

Ado

[Handwritten signature]



(This is only professional opinion and not the diagnosis, please correlate clinically)

Q Block, South City -II, Sohna Road, Sector-47, Gurgaon, Haryana

Ph.: 0124-4900000 (100 Lines), Toll Free No. : 1800-102-6767, Mob.: 62 62 82 82 35, Email: customercare@parkhospital.in

PARK GROUP OF HOSPITALS : West Delhi - Gurugram - Faridabad - Sonipat - Panipat - Karnal - Ambala - Patiala - Behror - Jaipur



Park Hospital

GROUP SUPER SPECIALITY HOSPITAL

25/03/23

Dental.

o/e Stain++ , Calculus++

Adv: sealing & polishing



(This is only professional opinion and not the diagnosis, please correlate clinically)

Cert. No. H-2016-0369 Cert. No. MC - 4830

Q Block, South City -II, Sohna Road, Sector-47, Gurgaon, Haryana

Ph.: 0124-4900000 (100 Lines), Toll Free No. : 1800-102-6767, Mob.: 62 62 82 82 35, Email: customercare@parkhospital.in

PARK GROUP OF HOSPITALS : West Delhi - Gurugram - Faridabad - Sonapat - Panipat - Karnal - Ambala - Patiala - Behror - Jaipur

the **health** care providers

the **health** care providers



25/3/23

DERMATOLOGY

Q. ? TE.

Vitals :

Chief Complaints :

Adm =

H/O Present Illness :

Rx to reports

Past History :



Investigation :

Drug Allergies : (if any)

Treatment :

HB
Thyroid Profile
Skt D
VLT B12





DEPARTMENT OF PATHOLOGY

Patient Name : Mr. PANKAJ KUMAR KUMRA

MR No : 674641

Age/Sex : 31 Years 1 Months / Male

Type : OPD

TPA/Corporate : MEDIWHEEL PVT LTD

Bill Date : 25/03/2023

Reporting Date : 25/03/2023

Sample ID : 115680

Bill/Req. No. : 24063818

Ref Doctor : Dr.RMO

Test	Result	Bio. Ref. Interval	Units	Method
KFT (RENAL PROFILE)				
KFT				
SERUM UREA	18	10 - 45	mg/dL	UREASE-GLDH
SERUM CREATININE	0.9	0.4 - 1.4	mg/dL	MODIFIED JAFFES
SERUM URIC ACID	5.6	2.5 - 7.0	mg/dL	URICASE
SERUM SODIUM	140	136 - 148	mmol/L	ISE
SERUM POTASSIUM	4.8	3.5 - 5.5	meq/l	ISE
SERUM CALCIUM	8.7	8.5 - 10.5	mg/dL	ARSENazo III
SERUM PHOSPHORUS	3.1	2.5 - 4.5	mg/dL	AMMONIUM

***** END OF THE REPORT *****



Sample no.

Dr. SONIA KUMARI

MBBS, MD (PATHOLOGY) Gold medalist

Dr. PRADIP KUMAR

Consultant (Microbiology)

Dr. NISHA TIWARI

MBBS, MD (Microbiology)

USER NM

AJAYPA164



(This is only professional opinion and not the diagnosis, please correlate clinically)

Cert. No. H-2016-0369 Cert. No. MC - 4830 Q Block, South City -II, Sohna Road, Sector-47, Gurgaon, Haryana Page 1 of 1

Ph.: 0124-4900000 (100 Lines), Toll Free No. : 1800-102-6767, Mob.: 62 62 82 82 35, Email: customercare@parkhospital.in

PARK GROUP OF HOSPITALS : West Delhi - Gurugram - Faridabad - Sonapat - Panipat - Karnal - Ambala - Patiala - Behror - Jaipur

PATIENT ID : 24063818 HEIGHT : 168 Cm WEIGHT : 84.00 Kg

Linked Median Report

March 25, 2023 03:29 p

PATIENT NAME : MR. PANKAJ KUMAR KUMRA 31/M

Report time 03:32 p

PROTOCOL : BRUCE

PHASE TIME : 02:05 SPEED: 4.0 kmph

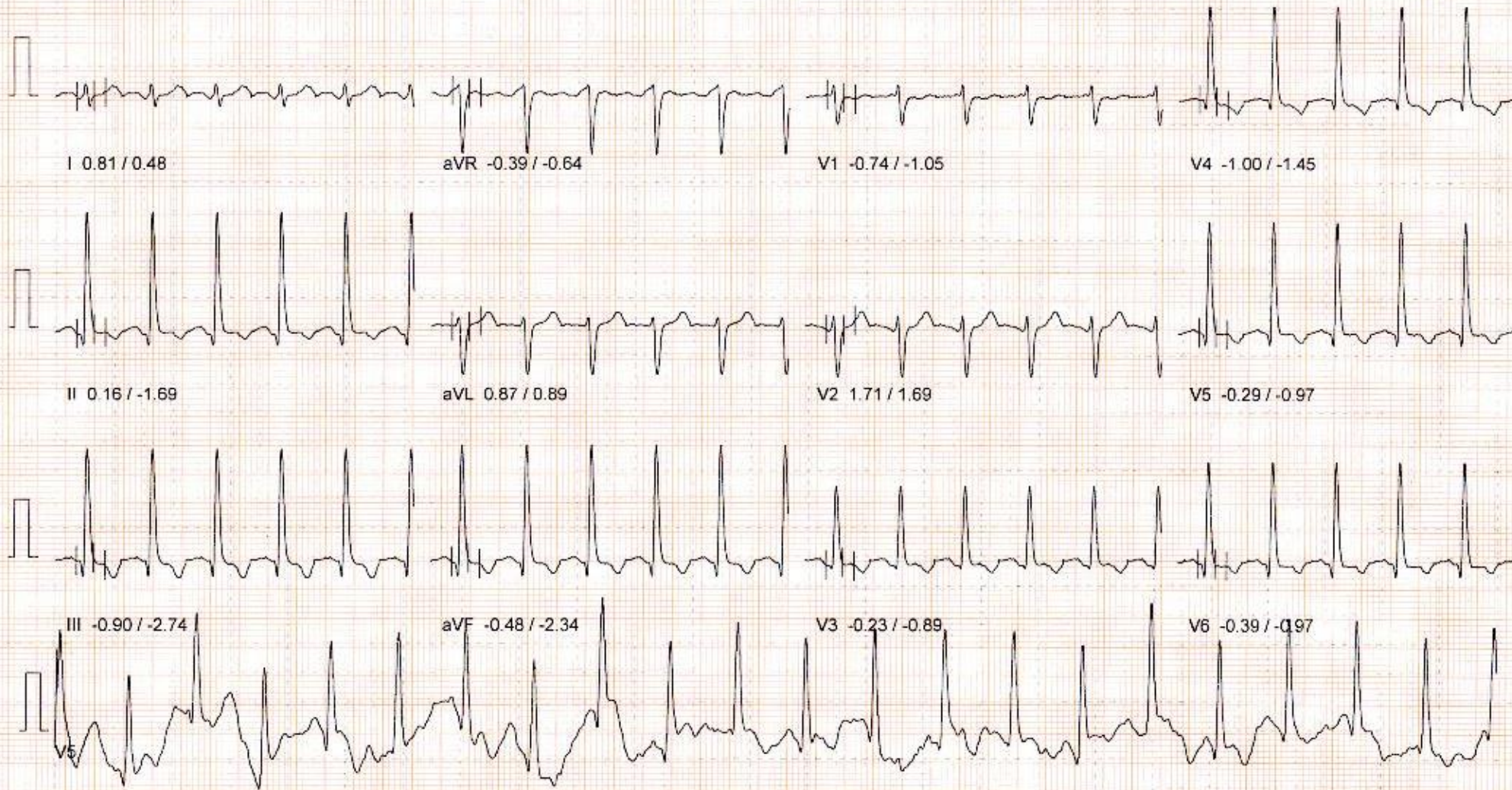
STAGE : Exercise Stage 2

STAGE DURATION : 01:47 GRADE: 12.0

ST Levels (mm) / ST Slope (mV/s) measured at 80 ms Post J

HR : 132 bpm BP : 110 / 70 n

QRS Lead : V5 METs : 5.10



10mm/mv, 25mm/sec

100 Hz

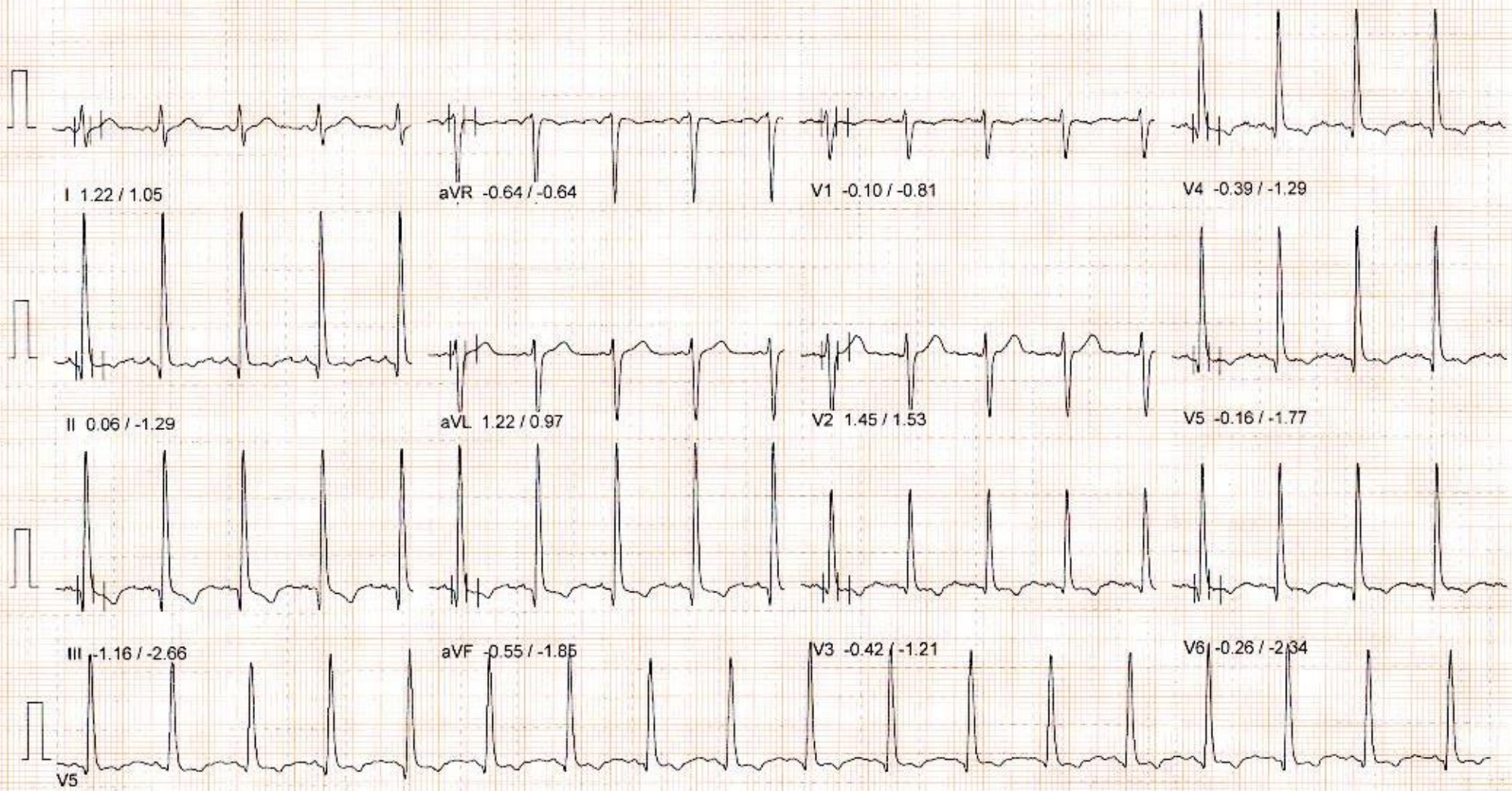
NASAN (C) ST-Win Basic BL 6.4, Unit Ver 0.00

PATIENT ID : 24063818 HEIGHT : 168 Cm WEIGHT : 84.00 Kg
PATIENT NAME : MR. PANKAJ KUMAR KUMRA 31/M
PROTOCOL : BRUCE
STAGE : Supine
ST Levels (mm) / ST Slope (mV/s) measured at 80 ms Post J

Linked Median Report

March 25, 2023 03:29 p
Report time : 03:29 p

PHASE TIME : 00:18 SPEED: 0.0 kmph
STAGE DURATION : 00:02 GRADE: 0.0
HR : 108 bpm BP : 110 / 70 n
QRS Lead : V5 METs : 1.00



10mm/mv, 25mm/sec

100 Hz

NASAN (C) ST-Win Basic BL 6.4, Unit Ver 0.00

PARK HOSPITAL
SECTOR-47, Q-BLOCK, SOUTH CITY II, GURGAON

PATIENT ID : 24063818
PATIENT NAME : MR. PANKAJ KUMAR KUMRA 31/M

Summary Report

Report time : 03:29 pm
March 25, 2023 03:29 pm

PROTOCOL : BRUCE
PATIENT HEIGHT : 168 Cm PATIENT WEIGHT : 84.00 Kg
PATIENT ADD. : GURUGRAM

Ref. By : Not Applicable
(Not Applicable)

Stage	Stage Time	Speed (Kmph) / Grade (%)	HR bpm	BP mmHg	R.P.P. X 1000	METS	ST Level I	Stage Comments
Pre-Test	00:16	0.00 / 0.00	108	110 / 70	11	1.00	1.22	
Supine	00:05	0.00 / 0.00	108	110 / 70	11	1.00	1.22	
Standing	00:05	0.00 / 0.00	107	110 / 70	11	1.00	1.22	
HyperVentilation	00:09	0.00 / 0.00	107	110 / 70	11	1.00	1.06	
Wait For Exercise	00:07	0.00 / 0.00	107	110 / 70	11	1.00	1.16	
Exercise Stage 1	00:17	2.70 / 10.00	113	110 / 70	12	3.40	0.81	
Exercise Stage 2	03:00	4.00 / 12.00	135	120 / 80	16	5.70	1.06	
Exercise Stage 3	03:00	5.50 / 14.00	159	140 / 80	22	8.00	1.55	
Peak Exercise	00:19	6.80 / 16.00	164	140 / 80	22	8.00	1.10	
Recovery 1	01:00	0.00 / 0.00	160	140 / 80	22	1.00	1.32	

TOTAL EXER TIME : 6 : 36 min

MAX HR : 172 bpm (91.01 % of 189 bpm)

MAX BP : 140 / 80 mmHg

MAX WORKLOAD : 8.00

DISTANCE COVERED : 0.52 Km

DOUBLE PRODUCT : 24080.00

DR ELA MADAAN
NON INVASIVE CARDIOLOGIST

PATIENT ID : 24063818

PATIENT NAME : MR. PANKAJ KUMAR KUMRA 31/M

Summary Report

Report time :
March 25, 202303:29 pm
03:29 pm

PROTOCOL : BRUCE

PATIENT HEIGHT : 168 Cm

PATIENT WEIGHT : 84.00 Kg

PATIENT ADD. : GURUGRAM

Ref. By : Not Applicable

(Not Applicable)

OBJECT OF TEST :

RISK FACTOR :

ACTIVITY :

MEDICATION : NIL

BRIEF HISTORY : NIL

OTHER INVESTIGATION :

REASON FOR TERMINATION :

EXERCISE TOLERANCE :

EXERCISE INDUCED ARRHYTHMIA :

HAEMO RESPONSE :

CHRONO RESPONSE :

FINAL IMPRESSION :

TMT is negative for exercise
induced reversible myocardial
ischaemia

Darjeel Singh

DR ELA MADAAN
NON INVASIVE CARDIOLOGIST

PATIENT ID : 24063818 HEIGHT : 168 Cm WEIGHT : 84.00 Kg

Linked Median Report

March 25, 2023

03:29 p

PATIENT NAME : MR. PANKAJ KUMAR KUMRA 31/M

Report time : 03:39 p

PROTOCOL : BRUCE

PHASE TIME : 06:37 SPEED: 0.0 kmph

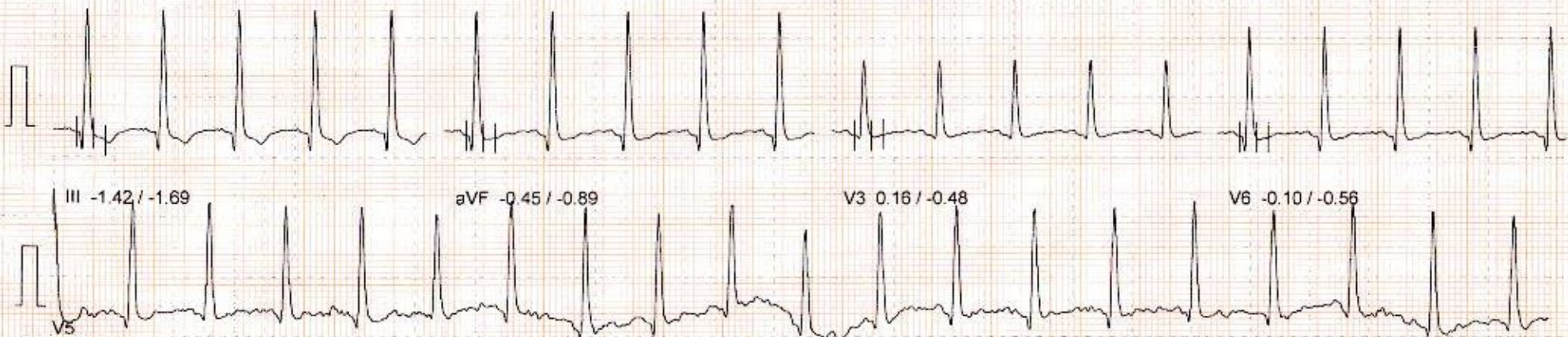
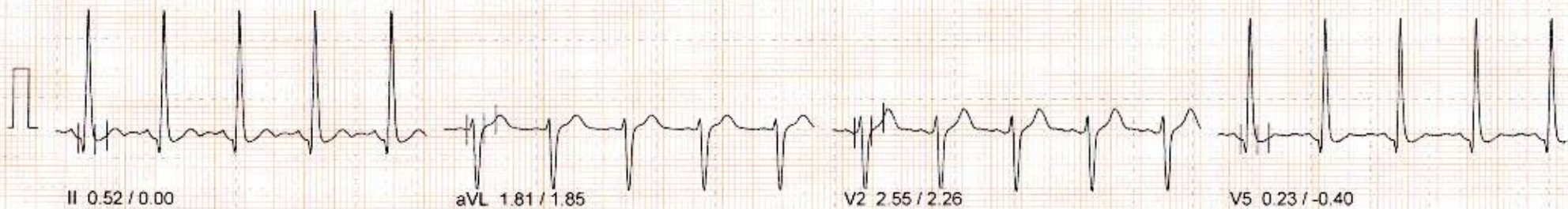
STAGE : Recovery

STAGE DURATION : 02:55 GRADE: 0.0

ST Levels (mm) / ST Slope (mV/s) measured at 80 ms Post J

HR : 116 bpm BP : 140 / 80 n

QRS Lead : V5 METs : 1.00



10mm/mv, 25mm/sec

100 Hz

NASAN (C) ST-Win Basic BL 6.4, Unit Ver 0.00

PATIENT ID : 24063818 HEIGHT : 168 Cm WEIGHT : 84.00 Kg

Linked Median Report

March 25, 2023 03:29 p

PATIENT NAME : MR PANKAJ KUMAR KUMRA 31/M

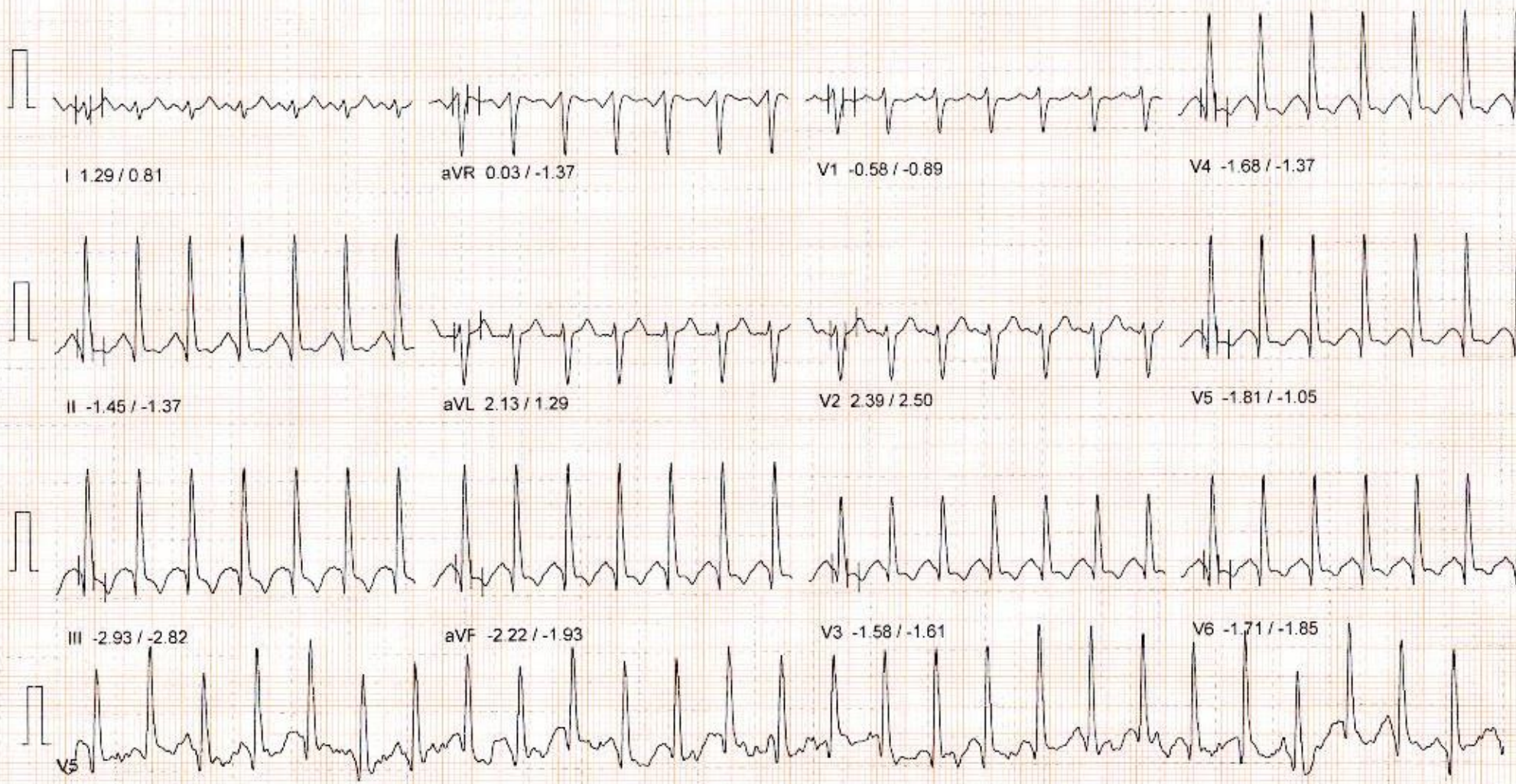
Report time : 03:36 p

PROTOCOL : BRUCE

STAGE : Peak Exercise

ST Levels (mm) / ST Slope (mV/s) measured at 80 ms Post J

PHASE TIME	: 06:37	SPEED:	6.8 kmph
STAGE DURATION	: 00:04	GRADE:	16.0
HR	: 164 bpm	BP	: 140 / 80 mmHg
QRS Lead	: V5	METs	: 8.00



10mm/mv,25mm/sec

100 Hz

NASAN (C) ST-Win Basic BL 6.4, Unit Ver 0.00

PATIENT ID : 24063818 HEIGHT : 168 Cm WEIGHT : 84.00 Kg

Linked Median Report

March 25, 2023

03:29 p

PATIENT NAME : MR PANKAJ KUMAR KUMRA 31/M

Report time : 03:36 p

PROTOCOL : BRUCE

PHASE TIME : 06:23 SPEED : 6.8 kmph

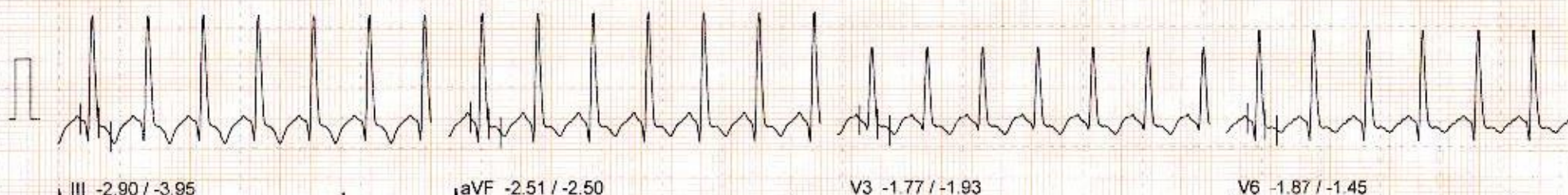
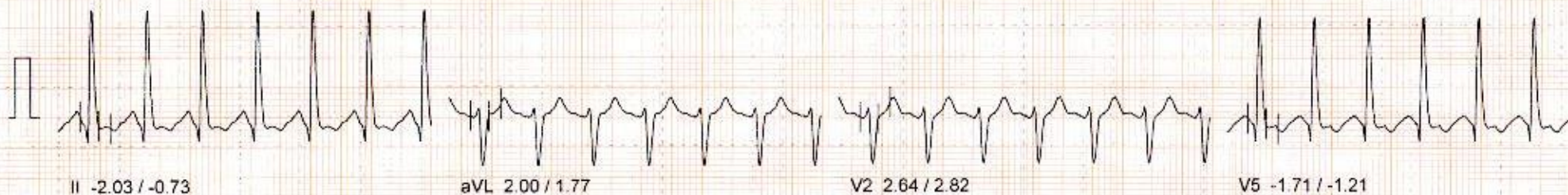
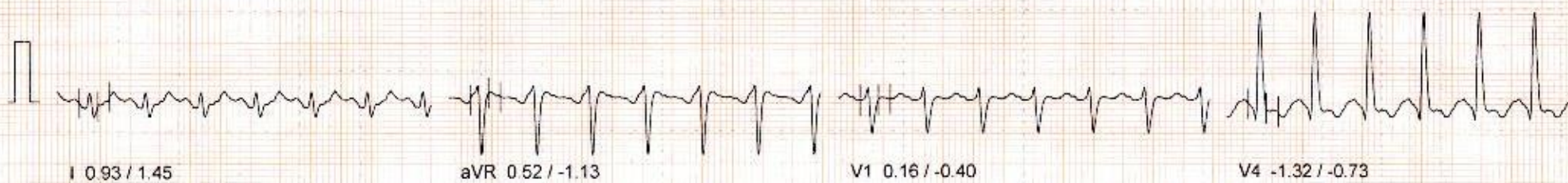
STAGE : Exercise Stage 4

STAGE DURATION : 00:05 GRADE : 16.0

ST Levels (mm) / ST Slope (mV/s) measured at 80 ms Post J

HR : 160 bpm BP : 140 / 80 mmHg

QRS Lead : V5 METs : 8.00



10mm/mv 25mm/sec

100 Hz

NASAN (C) ST-Win Basic BL 6.4, Unit Ver 0.00

PATIENT ID : 24063818 HEIGHT : 168 Cm WEIGHT : 84.00 Kg

Linked Median Report

March 25, 2023

03:29 p

PATIENT NAME : MR. PANKAJ KUMAR KUMRA 31/M

Report time : 03:33 p

PROTOCOL : BRUCE

PHASE TIME : 03:22 SPEED: 5.5 kmph

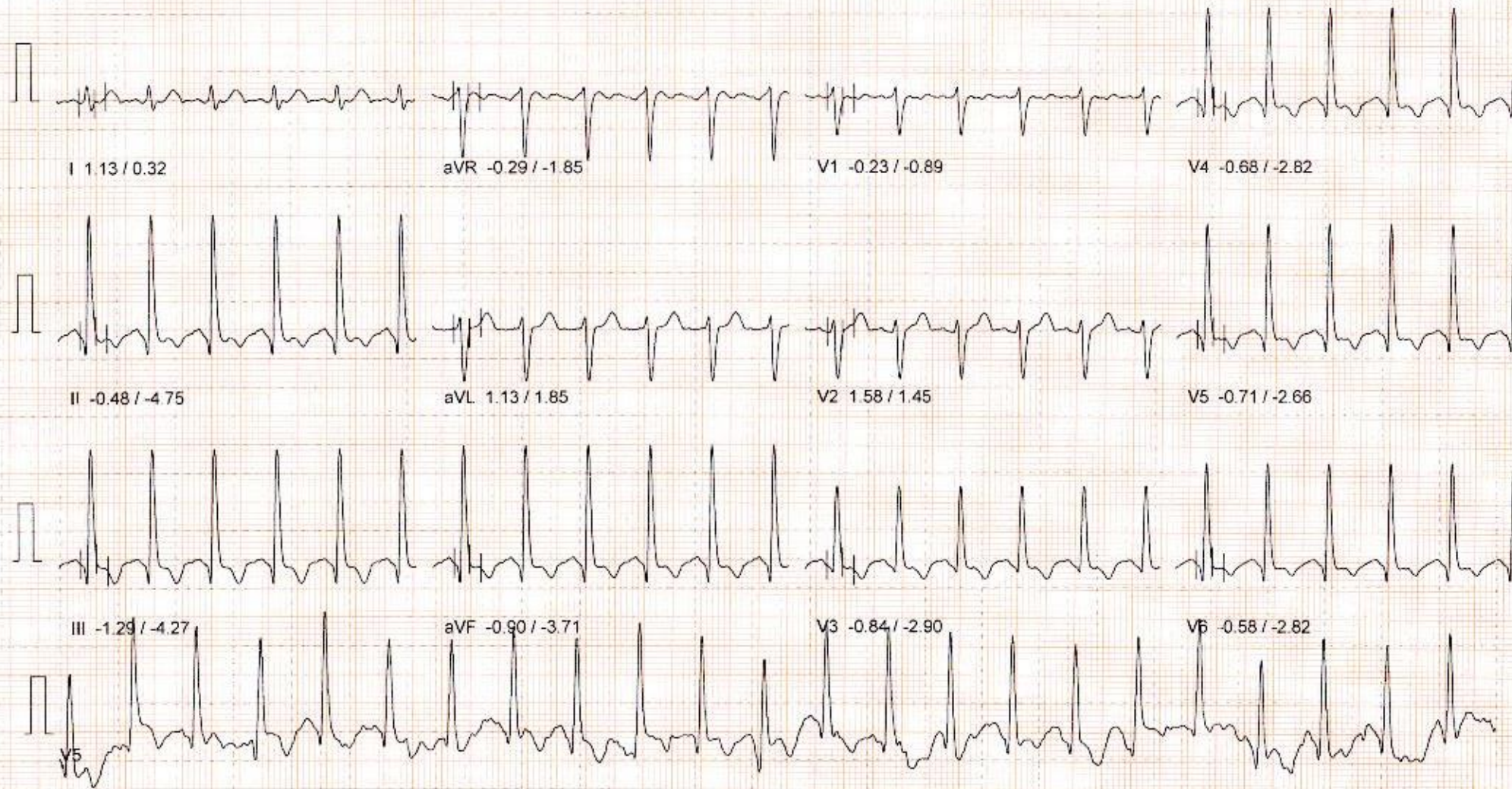
STAGE : Exercise Stage 3

STAGE DURATION : 00:04 GRADE: 14.0

ST Levels (mm) / ST Slope (mV/s) measured at 80 ms Post J

HR : 135 bpm BP : 120 / 80 mmHg

QRS Lead : V5 METs : 5.70



10mm/mv, 25mm/sec

100 Hz

NASAN (C) ST-Win Basic BL 6.4, Unit Ver 0.00