



Priyanka yadav
10.09.2022 09:19:32



HEALTH CHECK-UP SUMMARY

Name: Prityanka Yadav

Date: 10/09/2022

Email ID:

Sex: F Age: 30 Years Contact No: 93260704387 Remarks:

Under-weight	<input type="checkbox"/>
Normal	<input type="checkbox"/>
Over-weight	<input checked="" type="checkbox"/>

i> BMI

Height (in Cm): <u>156</u>	Weight (in Kg): <u>64</u>	BMI: <u>26.3</u>
----------------------------	---------------------------	------------------

ii> Blood Pressure & Pulse

110/74 mm/hg
72/min.

If high or low, whether the person is on medication: YES / NO

iii> Blood Tests & Lung Function Remarks

RS }
CVS }
CVS }

If abnormal, whether the person is on medication: YES / NO

iv> Eye Test Remarks

Eye test (R) G/G (L) G/G
Color Vision: (N)

v> Heart Disease

Whether any specific heart ailment detected (ECG findings):
Normal

vi> Any other problems needing attention / Overall Assessment:

NO

Revival Diagnostic

401, Aqua Corridor,
B/s. Star Bazar, Surat-395009
Mo. 91062-28601

C.K. Patel

Signature of the Doctor

Dr. Chirag Patel
M.B.B.S. G-49432

Laboratory Test Result are Subject to technical limitation and should be clinically correlate for final diagnosis

4th Floor, Aqua Corridor, Hazira Road, Adajan Paal, Surat-395009.

0261 2747788

revivaldiagnostics.surat@gmail.com

www.revivaldiagnostics.com

This medical report is not intended for medico-legal purposes.



NAME: Priyanka Yadav SEX: F
BIRTHDATE: 09/08/1992 AGE: 30

DEPARTMENT OF OPHTHALMOLOGY

EYE TEST:

1. VISION:

RIGHT EYE - 6/6

LEFT EYE - 6/6

2. COLOR VISION:

RIGHT EYE - (B)

LEFT EYE - (B)

3. FUNDUS:

RIGHT EYE - (P)

LEFT EYE - (P)

REMARKS:

(P)

Revival Diagnostic
401, Aqua Corridor,
Ophthalmologist/Optommetrist
Bhamburda, Surat-395009
Mo. 91062-28601

Laboratory Test Result are Subject to technical limitation and should be clinically correlate for final diagnosis

REVIVAL DIAGNOSTICS



Dental Assessment Form

NAME
AGE

Priyanka Yadav
30

DATE
SEX

10/09/2022
F

* CHIEF COMPLAINT

A CLINICAL FEATURES :- normal

1 CAVIES :-
2 MISSING TOOTH :-
3 MALOCCLUSION :-
4 FILLING :-

f (2)

B DIAGNOSIS :- normal

C PERSONAL HISTORY :- Hygenic

D PROVISIONAL D/G :- normal

E MEDICAL HISTORY :- NO

F FINAL D/G :- (2)

G TREATMENT PLAN :- NO

CLINT SIGN

Revival Diagnostic
DOCTOR SIGNATURE
B/s. Star Bazar, Surat-395009
Mo. 91062-28601

Laboratory Test Result are Subject to technical limitation and should be clinically correlate for final diagnosis



Name	PRIYANKA YADAV	Age/Gender	30Yrs/Female
Reg No.	1593/22	Receipt No	1286
Referred By	BOB - MEDI WHEEL(PKG10000241)	Mode of Payment	CREDIT
Collection Type	CENTER	Collection DateTime	10-Sep-2022 10:05 AM

BLOOD GROUP - 10092266 Released at 10-Sep-2022 02:14 PM

Parameter	Result	Biological Ref.Range	Method
-Blood Group	"O"		
-Rh Factor	POSITIVE		

CBC - 10092264 Released at 10-Sep-2022 03:14 PM

Parameter	Result	Biological Ref.Range	Method
-Haemoglobin	12.4 gm/dl	(12 - 16 gm/dl)	Auto
-RBC Count	4.08 mill/cmm	L (4.2 - 5.4 mill/cmm)	Auto
-Total WBC Count	7300 /cmm	(4000 - 10000 /cmm)	Auto
-Platelet Count	2.35 lacs/cmm	(1.5 - 4.5 lacs/cmm)	Auto

Blood Indices

-HCT	38.3 %	L (40 - 55 %)	Auto
-MCV	93.9 fl	H (80 - 92 fl)	Auto
-MCH	30.3 pg	(27 - 31 pg)	Auto
-MCHC	32.3 g/dl	(32 - 36 g/dl)	Auto
-RDW	12.7 %	(11 - 15 %)	Auto

Diff WBC Count

-Polymorphs	65 %	(40 - 80 %)	Microscopically
-Lymphocytes	30 %	(20 - 40 %)	Microscopically
-Eosinophils	03 %	(1 - 6 %)	Microscopically
-Monocytes	02 %	(2 - 7 %)	Microscopically
-Basophils	00 %	(0 - 1 %)	Microscopically
-PLATELET ON SMEAR	Adequate		Microscopically
-MALARIAL PARASITES	Malarial Parasites Not Detected		Microscopically

[Test performed on Fully Automated Hematology Analyzer ERBA H-360]

Revival Diagnostic

401, Aqua Corridor,
B/s. Star Bazar, Surat-395009.
Mo. 91062-28601

Dr. Mihir Icecreamwala
M.B.B.S., DPB.(PATH AND BACT)

Laboratory Test Result are Subject to technical limitation and should be clinically correlate for final diagnosis



Name	PRIYANKA YADAV	Age/Gender	30Yrs/Female
Reg No.	1593/22	Receipt No	1286
Referred By	BOB - MEDI WHEEL(PKG10000241)	Mode of Payment	CREDIT
Collection Type	CENTER	Collection DateTime	10-Sep-2022 10:05 AM

FBS (Fasting Blood Sugar) - 10092265 Released at 10-Sep-2022 03:14 PM

Parameter	Result	Biological Ref.Range	Method
-Fasting Blood Sugar (FBS)	94 mg/dL	(70 - 110 mg/dL)	GOD POD
-Fasting Urine Sugar	Absent		Dipstick Benedict
-Fasting Urine Acetone	Absent		Dipstick Rothera

[Test performed on Fully Automated Biochemistry Analyzer ERBA EM200]

PPBS - 10092265 Released at 10-Sep-2022 03:14 PM

Parameter	Result	Biological Ref.Range	Method
-PPBS	121 mg/dl	(90 - 140 mg/dl)	
-PP2BS URINE SUGAR	Absent		Immunochromatography assay (Nano Diagtech USA)
-PP2BS URINE ACETONE	Absent		Immunochromatography assay (Nano Diagtech USA)

[Test performed on Fully Automated Biochemistry Analyzer ERBA EM200]

REVIVAL
DIAGNOSTICS

Revival Diagnostic
401, Aqua Corridor,
B/s. Star Bazar, Surat-395009.
Mo. 91062-28601

Dr. Mihir Icecreamwala
M.B.B.S., DPB.(PATH AND BACT)

Laboratory Test Result are Subject to technical limitation and should be clinically correlate for final diagnosis

REVIVAL DIAGNOSTICS



Name	PRIYANKA YADAV	Age/Gender	30Yrs/Female
Reg No.	1593/22	Receipt No	1286
Referred By	BOB - MEDI WHEEL(PKG10000241)	Mode of Payment	CREDIT
Collection Type	CENTER	Collection DateTime	10-Sep-2022 10:05 AM

HBA1C - 10092264 Released at 10-Sep-2022 03:14 PM

Parameter	Result	Biological Ref.Range	Method
-HBA1C	5.3 %	HbA1C Degree of Glucose Control <5.6 % Non Diabetics 5.7 - 6.4 % Prediabetics > =6.5 % Diabetics (REF : Wallace, 11th Edition) REMARKS: 6 - 7 % Excellent Control 7 - 8 % Good Control 8 - 10 % Unsatisfactory Control >10 % Poor Control	Boronate Affinity
-Method[]	High Performance Liquid Chromatography (HPLC)		

Method : High Performance Liquid Chromatography

GHb test is useful for the long term control and monitoring of diabetest mellitus since it reflects the integration of blood glucose levels during past 4-8 weeks.

Revival Diagnostic
401, Aqua Corridor,
E/s. Star Bazar, Surat-395009.
Mo. 91062-28601

Dr. Mihir Icecreamwala
M.B.B.S., DPB.(PATH AND BACT)

Laboratory Test Result are Subject to technical limitation and should be clinically correlate for final diagnosis



Name	PRIYANKA YADAV	Age/Gender	30Yrs/Female
Reg No.	1593/22	Receipt No	1286
Referred By	BOB - MEDI WHEEL(PKG10000241)	Mode of Payment	CREDIT
Collection Type	CENTER	Collection DateTime	10-Sep-2022 10:05 AM

Lipid Profile - 10092266 Released at 10-Sep-2022 03:14 PM

Parameter	Result	Biological Ref.Range	Method
-Serum Cholesterol	200 mg/dL	Desirable < 200 mg/dl Borderline High : 200-239 mg/dl High : > 240 mg/dl	CHOD-PAP
-Serum Triglyceride	311 mg/dL	H Normal < 150 mg/dl Borderline High : 150 - 159 mg/dl High : 200 - 499 mg/dl Very High : 500 mg/dl	GPO-POD Method
-Serum HDLD(Direct)	46 mg/dL	Normal :> 55 mg/dl Borderline : 35-55 mg/dl Undesirable: < 35 mg/dl	PVS-PEGME Precipitation with CHOD-POD
-Serum VLDL	62 mg/dL	H (5 - 30 mg/dL)	Calculated
-Serum LDL(Direct)	92 mg/dL	Optimal:< 100 mg/dl Above Optimal : 100- 129 mg/dl Borderline High : 130-159 mg/dl High : > 160-189mg/dl Very High : >190 mg/dl	Calculated
-Chol/HDL	4.35	Low risk: <3.8 Medium Risk: 3.8 to 5.9 High Risk: > 6	Calculated
-LDL/Chol	2.18	Low risk: <3.55 Medium Risk: 3.55 to 4.0 High Risk: > 6	Calculated

[Test performed on Fully Automated Biochemistry Analyzer ERBA EM200]

Revival Diagnostic
401, Aqua Corridor,
B/s. Star Bazar, Surat-395009.
Mo. 91062-28601

Dr. Mihir Icecreamwala
M.B.B.S., DPB.(PATH AND BACT)

Laboratory Test Result are Subject to technical limitation and should be clinically correlate for final diagnosis



Name	PRIYANKA YADAV	Age/Gender	30Yrs/Female
Reg No.	1593/22	Receipt No	1286
Referred By	BOB - MEDI WHEEL(PKG10000241)	Mode of Payment	CREDIT
Collection Type	CENTER	Collection DateTime	10-Sep-2022 10:05 AM

LIVER FUNCTION TEST (LFT) - 10092266 Released at 10-Sep-2022 03:14 PM

Parameter	Result	Biological Ref.Range	Method
-Serum Total Bilirubin	0.5 mg/dL	(0 - 1.3 mg/dL)	Diazo
-Serum Direct Bilirubin	0.2 mg/dL	(0 - 0.4 mg/dL)	Diazo
-Serum InDirect Bilirubin	0.3 mg/dL	(0.1 - 1.3 mg/dL)	Calculated
-Total Protein (TP)	6.6 gm/dL	(6.4 - 8.3 gm/dL)	Biuret
-Albumin (ALB)	3.9 gm/dL	(3.5 - 5.2 gm/dL)	BCG
-Globulin	2.7 gm/dL	(2.3 - 3.6 gm/dL)	Calculated
-A/G Ratio	1.44 gm/dL	(1 - 2.3 gm/dL)	Calculated
-SGPT(ALT)	15 IU/L	(5 - 45 IU/L)	IFCC, Kinetic without Pyridoxal Phosphate
-SGOT (AST)	14 IU/L	(0 - 35 IU/L)	IFCC, Without Pyridoxal Phosphate
-Alkaline Phosph.	81 IU/L	(42 - 128 IU/L)	ALP-AMP
-GGT	13 U/L	(5 - 50 U/L)	Glupa-C

[Test performed on Fully Automated Biochemistry Analyzer ERBA EM200]

REVIVAL
DIAGNOSTICS

Revival Diagnostics
401, Aqua Corridor
B/S. Star Bazar, Surat-395004.
Mo. 91062-22601

Dr. Mihir Icecreamwala
M.B.B.S., DPB.(PATH AND BACT)

Laboratory Test Result are Subject to technical limitation and should be clinically correlate for final diagnosis



Name	PRIYANKA YADAV	Age/Gender	30Yrs/Female
Reg No.	1593/22	Receipt No	1286
Referred By	BOB - MEDI WHEEL(PKG1000241)	Mode of Payment	CREDIT
Collection Type	CENTER	Collection DateTime	10-Sep-2022 10:05 AM

Total T3 T4 TSH - 10092266 Released at 10-Sep-2022 02:05 PM

Parameter	Result	Biological Ref.Range	Method
-Total T3	1.24 ng/ml	(0.87 - 1.78 ng/ml)	Fluorescence Enzyme Immunoassay
-Total T4	7.43 ug/dl	(4.6 - 11 ug/dl)	Fluorescence Enzyme Immunoassay
-TSH	1.19 uIU/ml	0.50 - 5.50 uIU/ml 5.5 to 15 ul U/ml - Suggested Clinical co-relation or Repeat test with new sample as physiological factors can give falsley high TSH Above 15uIU/ml Hypothyroid PREGNANT WOMEN normal ranges for TSH: 1st Trimester : 0.0878 - 2.8293 uIU/ml 2nd Trimester : 0.1998 - 2.7915 uIU/ml 3rd Trimester : 0.307 - 2.9028 uIU/ml Ref: TIETZ Fundamentals of Clinical Chemistry	Fluorescence Enzyme Immunoassay

[Test performed on Fully Automated Immunology Analyzer Maglumi-600]

Revival Diagnostics
401, Aqua Corridor
B/s. Star Bazar, Surat-395009,
Mo. 91062-20601

Dr. Mihir Icecreamwala
M.B.B.S., DPB.(PATH AND BACT)

Laboratory Test Result are Subject to technical limitation and should be clinically correlate for final diagnosis

4th Floor, Aqua Corridor, Hazira Road, Adajan Paal, Surat-395009.

☎ 0261 2747788

✉ revivaldiagnostics.surat@gmail.com

🌐 www.revivaldiagnostics.com

This medical report is not intended for medico-legal purposes.



Name	PRIYANKA YADAV	Age/Gender	30Yrs/Female
Reg No.	1593/22	Receipt No	1286
Referred By	BOB - MEDI WHEEL(PKG10000241)	Mode of Payment	CREDIT
Collection Type	CENTER	Collection DateTime	10-Sep-2022 10:05 AM

Creatinine - 10092266 Released at 10-Sep-2022 03:14 PM

Parameter	Result	Biological Ref.Range	Method
-Creatinine	0.7 mg/dL	(0.6 - 1.14 mg/dL)	ENZYMATIC

BUN - 10092266 Released at 10-Sep-2022 03:14 PM

Parameter	Result	Biological Ref.Range	Method
-Blood Urea Nitrogen (BUN)	11 mg/dL	(6 - 20 mg/dL)	Calculated

Uric Acid - 10092267 Released at 10-Sep-2022 03:14 PM

Parameter	Result	Biological Ref.Range	Method
-Uric Acid	5.4 mg/dL	(3.5 - 7.2 mg/dL)	Uricase-POD

DIAGNOSTICS

Revival Diagnostic
401, Aqua Corridor,
B/s. Star Bazar, Surat-395009.
Mo. 91062-28601

Dr. Mihir Icecreamwala
M.B.B.S., DPB.(PATH AND BACT)

Laboratory Test Result are Subject to technical limitation and should be clinically correlate for final diagnosis



Name	PRIYANKA YADAV	Age/Gender	30Yrs/Female
Reg No.	1593/22	Receipt No	1286
Referred By	BOB - MEDI WHEEL(PKG10000241)	Mode of Payment	CREDIT
Collection Type	CENTER	Collection DateTime	10-Sep-2022 10:05 AM

Urine Routine & Micro Examination - 10092266 Released at 10-Sep-2022 02:57 PM

Parameter	Result	Biological Ref.Range	Method
<u>Physical Examination</u>			
-Quantity	30		Manual
-Colour	Pale Yellow	Pale Yellow	Manual
-Appearance	Clear	Clear	Manual
-Reaction (pH)	Acidic		Dipstick
-Specific Gravity	1.030		Dipstick
<u>Chemical Examination</u>			
-Proteins.	Absent		Dipstick
-Sugar	Absent		Dipstick
-Acetone.	Absent		Dipstick
-Bile Salts	Absent	Absent	Dipstick
-Bile Pigments	Absent	Absent	Dipstick
-Occult Blood Test (OBT).	Negative		Dipstick
<u>Microscopic Examination</u>			
-Pus Cells	Occasional		Microscopically
-Red Blood Cells	Absent		Microscopically
-Epithelial Cells	1-2		Microscopically
-Bacteria.	Absent		Microscopically
-Crystals	Absent	Absent	Microscopically
-Others	NIL	Absent	Microscopic Examination

Revival Diagnostic

401, Aqua Corridor,
E/s. Star Bazar, Surat-395009.
Mo. 91062-28601

Dr. Mihir Icecreamwala
M.B.B.S., DPB.(PATH AND BACT)

Laboratory Test Result are Subject to technical limitation and should be clinically correlate for final diagnosis

REVIVAL DIAGNOSTICS

4TH FLOOR, AQUA CORRIDOE, NEAR STAR BAZAR, ADAJAN- 395009, SURAT

2967/PRIYANKA YADAV 29 Yrs/Female 64 Kg/156 Cms

Date: 10-Sep-2022 11:34:47 AM

Ref. By : MEDI WHEEL

Summary



Protocol : BRUCE

Objective : FOR TESTING PURPOSE ONLY.

Stage	StageTime (Min:Sec)	PhaseTime (Min:Sec)	Speed (kmph)	Grade (%)	METs	H.R. (bpm)	B.P. (mmHg)	R.P.P. x100	PVC	Comments
Supine					1.0	75	110/74	82	-	
Standing					1.0	55	110/74	60	-	
HV					1.0	72	110/74	79	-	
ExStart					1.0	76	110/74	83	-	
Stage 1	3:00	3:01	2.7	10.0	4.6	115	110/74	126	-	
Stage 2	3:00	6:01	4.0	12.0	7.0	143	130/80	185	-	
PeakEx	0:21	6:22	0.0	0.0	7.2	146	130/80	189	-	
Recovery	1:00		1.8	0.0	1.1	105	130/80	136	-	
Recovery	2:00		1.8	0.0	1.0	74	110/80	81	-	
Recovery	3:00		1.8	0.0	1.0	81	100/70	81	-	
Recovery	3:24		1.8	0.0	1.0	83	100/70	83	-	
Recovery					0.0	0	---/---	0	-	

Medication : Nil

History : Nil

Test End Reason : TEST INCOMPLETE

Findings :

The patient exercised according to BRUCE for 6:22, achieving a work level of Max METS:7.2. Resting heart rate initially 75 bpm, rose to a max. heart rate of 146 bpm which represents 76% of maximum age predicted heart rate. Resting blood pressure 110/74 mmhg, rose to a maximum blood Pressure of 130/80 mmhg. The exercise stress test was stopped due to TEST INCOMPLETE

Parameters :

Exercise Time : 6:22 minutes

Max HR attained : 146 bpm 76% of Max Predictable HR 191

Max BP : 130/80(mmHg)

WorkLoad attained : 7.2 (Fair Effort Tolerance)

NOsignificant ST segment changes noted during exercise or recovery.

NOAngina/Arrhythmia/S3/murmur

Final Impression : TMT is INCONCLUSIVE for inducible ischaemia

Advice/Comments:

DR. ADITI PATEL
 M.B.B.S., D. CARD (MUM)
 CLINICAL CARDIOLOGIST
 REG.NO.G-42901

Revival Diagnostic
 401, Aqua Corridor,
 B/s. Star Bazar, Surat-395009
 Mo. 91062-28601

REVIVAL DIAGNOSTICS

4TH FLOOR, AQUA CORRIDOE, NEAR STAR BAZAR, ADAJAN- 395009, SURAT

2967/PRIYANKA YADAV
29 Yrs/Female
64 Kg/156 Cms

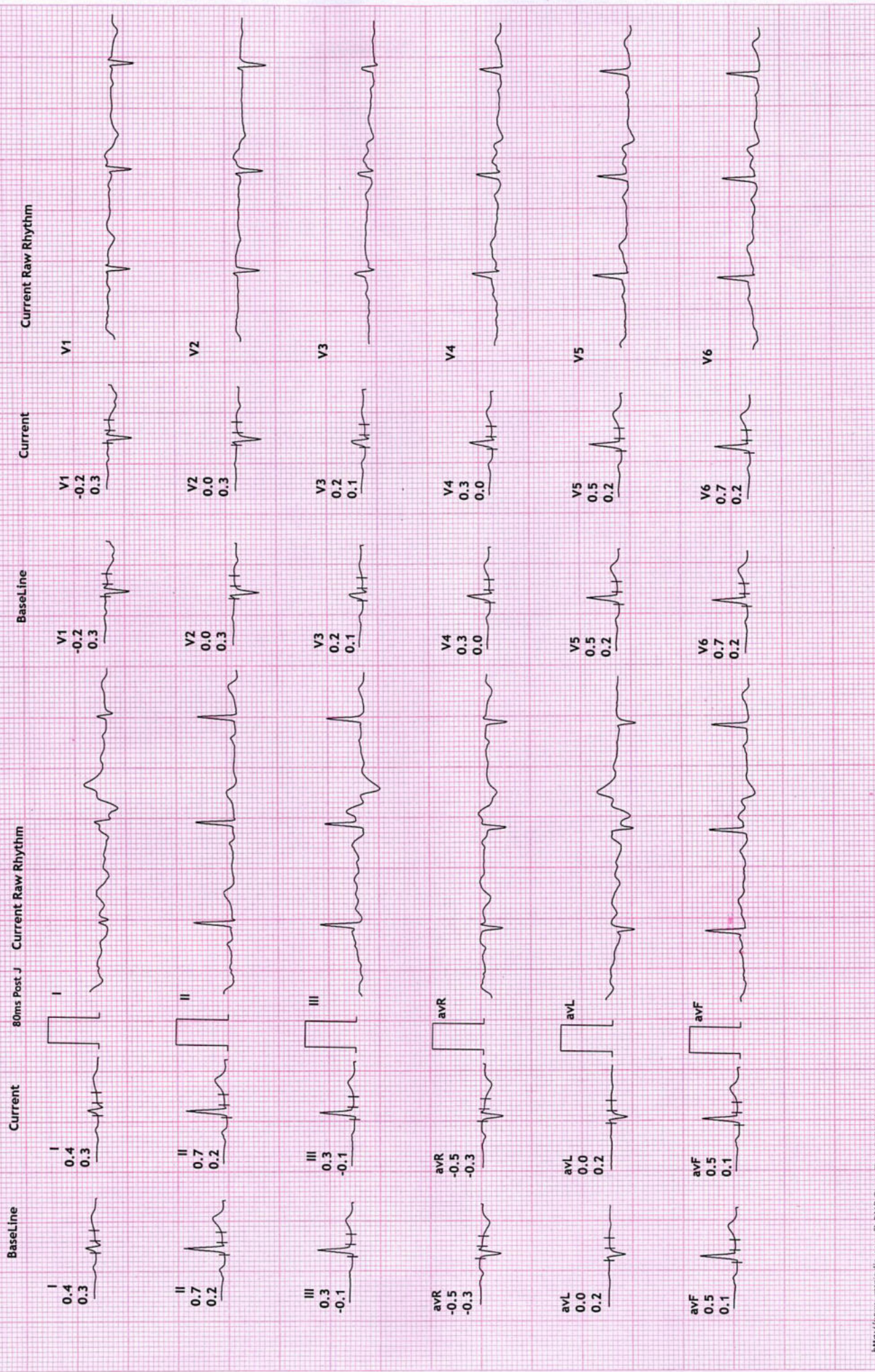
Date: 10-Sep-2022 11:34:47 AM

HR: 75 bpm
METS: 1.0
BP: 110/74

MPHR: 39% of 191
Speed: 0.0 kmph
Grade: 0.0%

Raw ECG
BRUCE
(1.0-100)Hz

Ex Time 00:36
BLC : 0g
Notch 10n



12 Lead + Comparison

REVIVAL DIAGNOSTICS

4TH FLOOR, AQUA CORRIDOE, NEAR STAR BAZAR, ADAJAN- 395009, SURAT

2967/PRIYANKA YADAV

29 Yrs/Female

64 Kg/156 Cms

Date: 10-Sep-2022 11:34:47 AM

HR: 52 bpm

METS: 1.0

BP: 110/74

MPHR: 27% of 191

Speed: 0.0 kmph

Grade: 0.0%

12 Lead + Comparison

Raw ECG

BRUCE

(1.0-100)Hz

Ex Time 00:45

BLC : On

STANDING
10.0 mm/mV
25 mm/Sec.



REVIVAL DIAGNOSTICS

4TH FLOOR, AQUA CORRIDOE, NEAR STAR BAZAR, ADAJAN- 395009, SURAT

2967/PRIYANKA YADAV

29 Yrs/Female

64 Kg/156 Cms

Date: 10-Sep-2022 11:34:47 AM

HR: 74 bpm

METS: 1.0

BP: 110/74

MPHR: 38% of 191

Speed: 0.0 kmph

Grade: 0.0%

12 Lead + Comparison

Raw ECG

BRUCE

(1.0-100)Hz

Ex Time 00:55

BLC :On

Notch :On

HV

10.0 mm/mV

25 mm/Sec.



80ms Post J Current Raw Rhythm

Baseline

Current

Current Raw Rhythm

I
0.4
0.3

I

V1
-0.2
0.3

V1

II
0.7
0.2

II

V2
0.0
0.3

V2

III
0.3
-0.1

III

V3
0.2
0.1

V3

avR
-0.5
-0.3

avR

V4
0.3
0.0

V4

avL
0.0
0.2

avL

V5
0.5
0.2

V5

avF
0.5
0.1

avF

V6
0.7
0.2

V6

REVIVAL DIAGNOSTICS

4TH FLOOR, AQUA CORRIDOE, NEAR STAR BAZAR, ADAJAN- 395009, SURAT

2967/PRIYANKA YADAV
29 Yrs/Female
64 Kg/156 Cms

Date: 10-Sep-2022 11:34:47 AM

12 Lead + Comparison

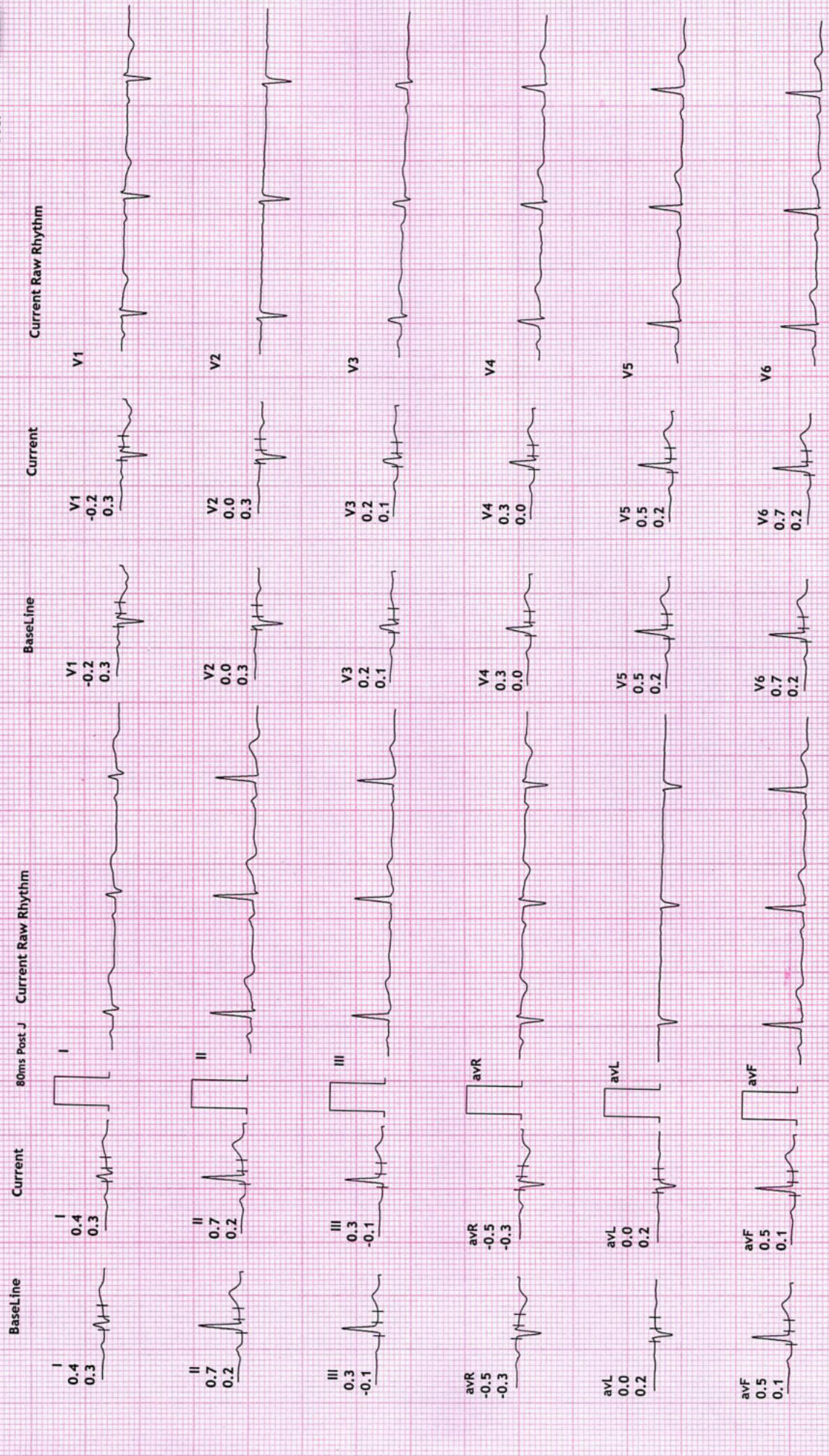
MPHR: 37% of 191
Speed: 0.0 kmph
Grade: 0.0%

HR: 72 bpm
METS: 1.0
BP: 110/74

Raw ECG
BRUCE
(1.0-100)HZ

Ex Time 00:00
BLC :On
Notch :On

ExStrt
10.0 mm/mV
25 mm/Sec.



REVIVAL DIAGNOSTICS

4TH FLOOR, AQUA CORRIDOE, NEAR STAR BAZAR, ADAJAN- 395009, SURAT

2967/PRIYANKA YADAV

29 Yrs/Female

64 Kg/156 Cms

Date: 10-Sep-2022 11:34:47 AM

HR: 115 bpm

METS: 4.6

BP: 110/74

MPHR: 60% of 191

Speed: 2.7 kmph

Grade: 10.0%

12 Lead + Comparison

Raw ECG

BRUCE

(1.0-100)Hz

Ex Time 03:00

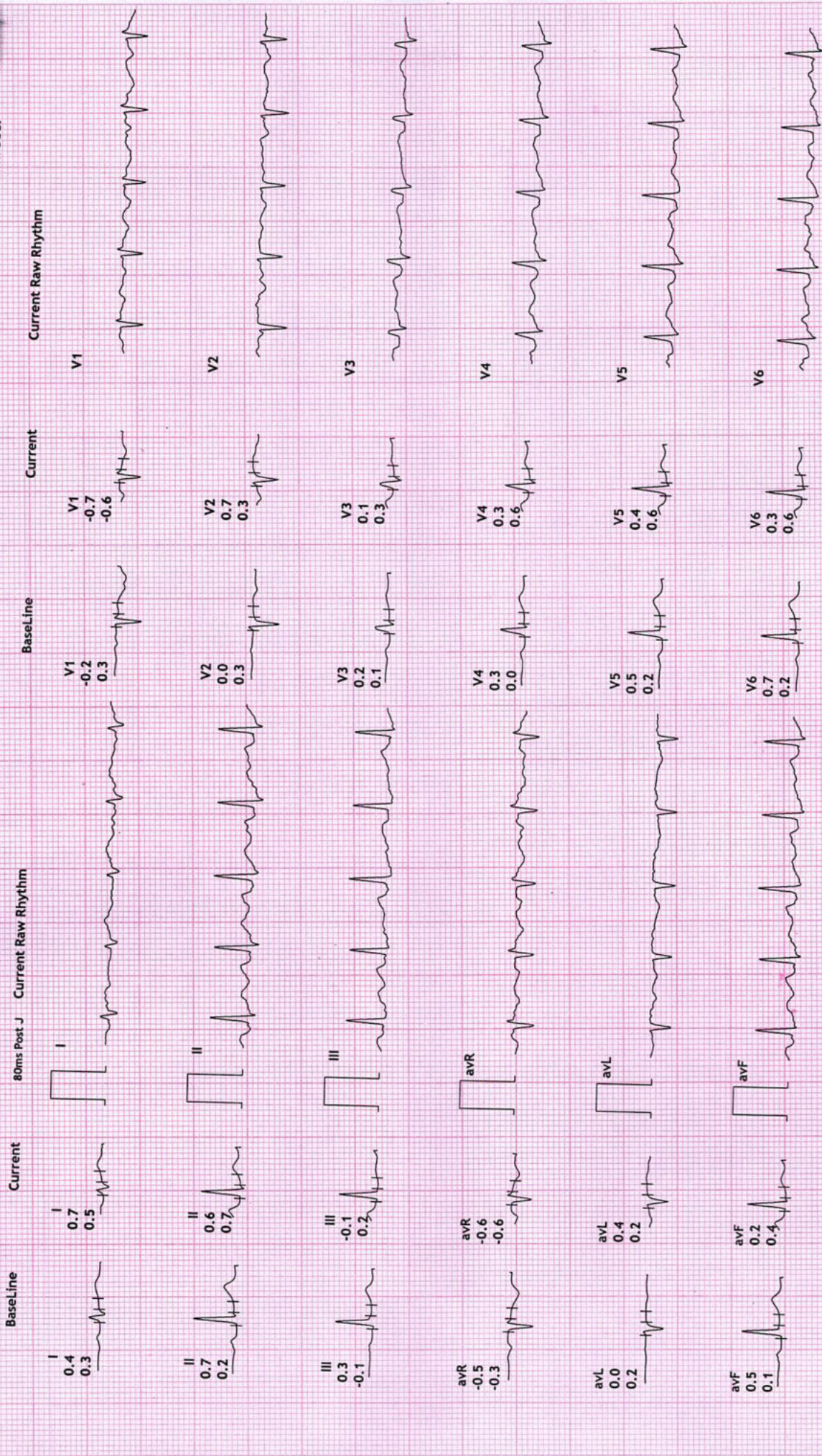
BLC :On

Notch :On

Stage 1 (03:00

10.0 mm/mV

25 mm/Sec.



REVIVAL DIAGNOSTICS

4TH FLOOR, AQUA CORRIDOE, NEAR STAR BAZAR, ADAJAN- 395009, SURAT

2967/PRIYANKA YADAV
29 Yrs/Female
64 Kg/156 Cms

Date: 10-Sep-2022 11:34:47 AM

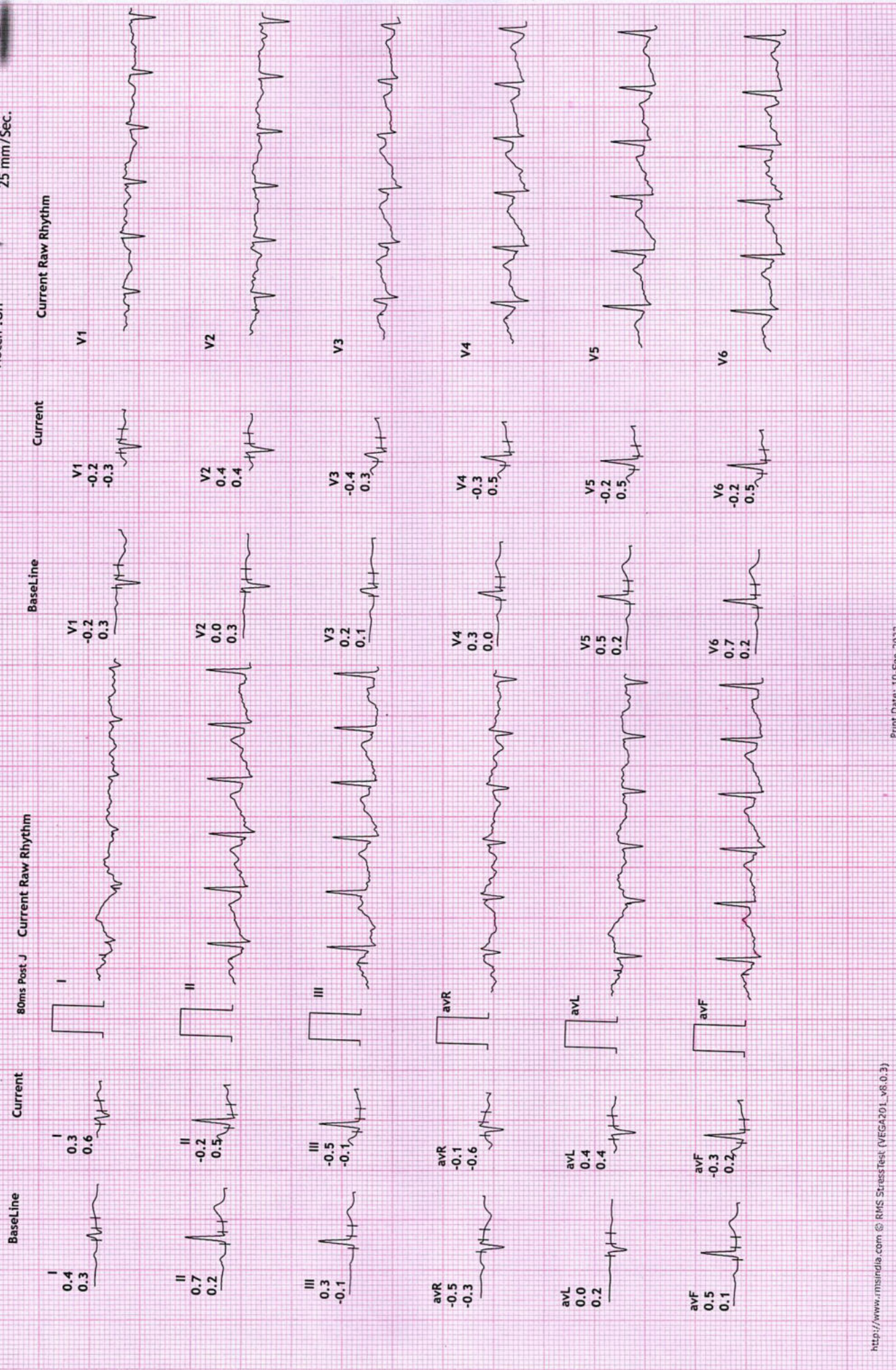
HR: 143 bpm
METS: 7.0
BP: 130/80

MPHR: 74% of 191
Speed: 4.0 kmph
Grade: 12.0%

Raw ECG
BRUCE
(1.0-100)Hz

Ex Time 06:00
BLC : On
Notch : On

Stage 2 (03:00)
10.0 mm/mV
25 mm/Sec.



REVIVAL DIAGNOSTICS

4TH FLOOR, AQUA CORRIDOE, NEAR STAR BAZAR, ADAJAN- 395009, SURAT

2967/PRIYANKA YADAV

29 Yrs/Female

64 Kg/156 Cms

Date: 10-Sep-2022 11:34:47 AM

HR: 144 bpm

METS: 7.2

BP: 130/80

MPHR: 75% of 191

Speed: 0.0 kmph

Grade: 0.0%

12 Lead + Comparison

Raw ECG

BRUCE

(1.0-100)Hz

Ex Time 06:21

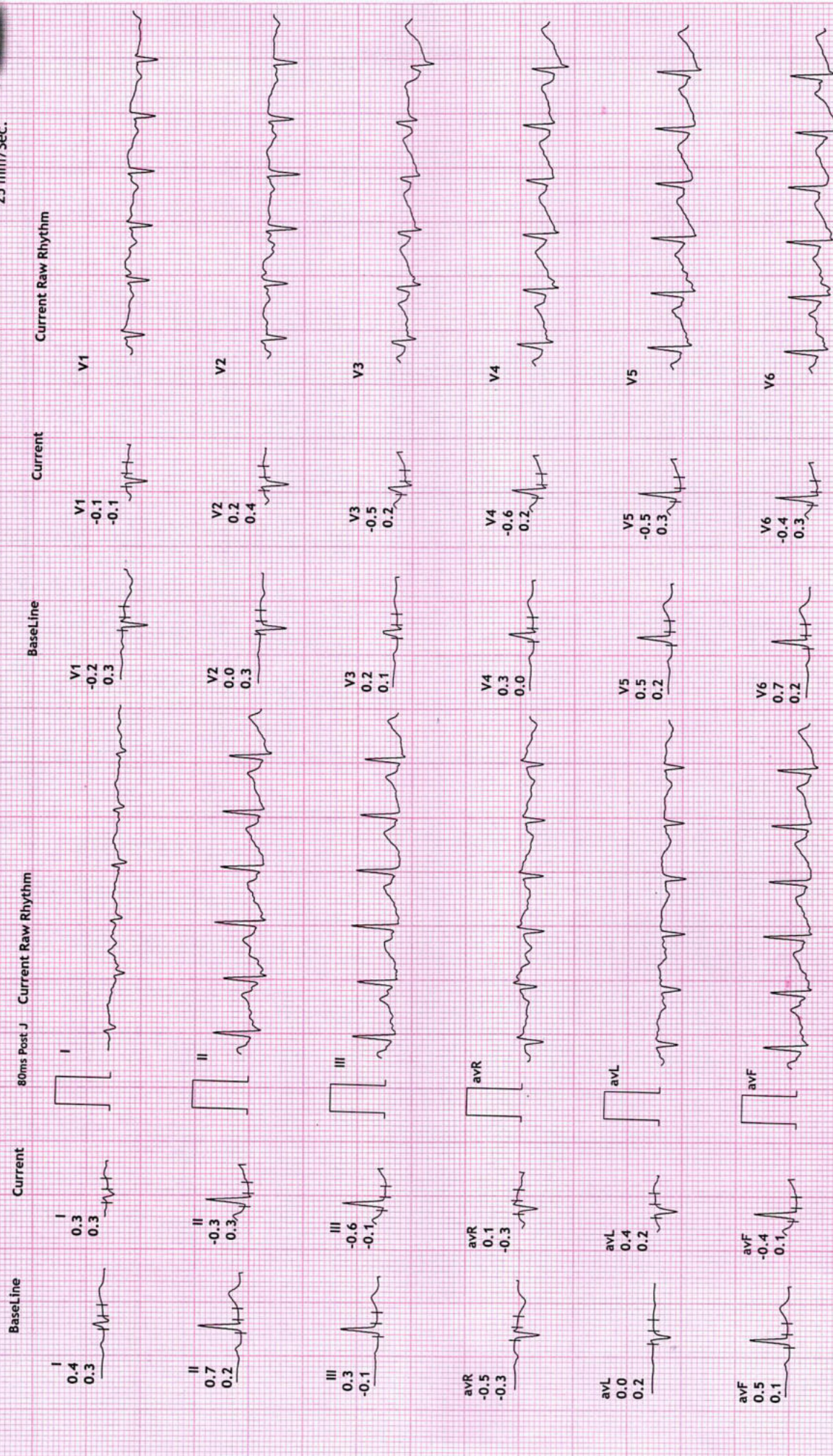
BLC :On

Notch :On

PeakEx

10.0 mm/mV

25 mm/Sec.



REVIVAL DIAGNOSTICS

4TH FLOOR, AQUA CORRIDOE, NEAR STAR BAZAR, ADAJAN- 395009, SURAT

2967/PRIYANKA YADAV
29 Yrs/Female
64 Kg/156 Cms

Date: 10-Sep-2022 11:34:47 AM

12 Lead + Comparison

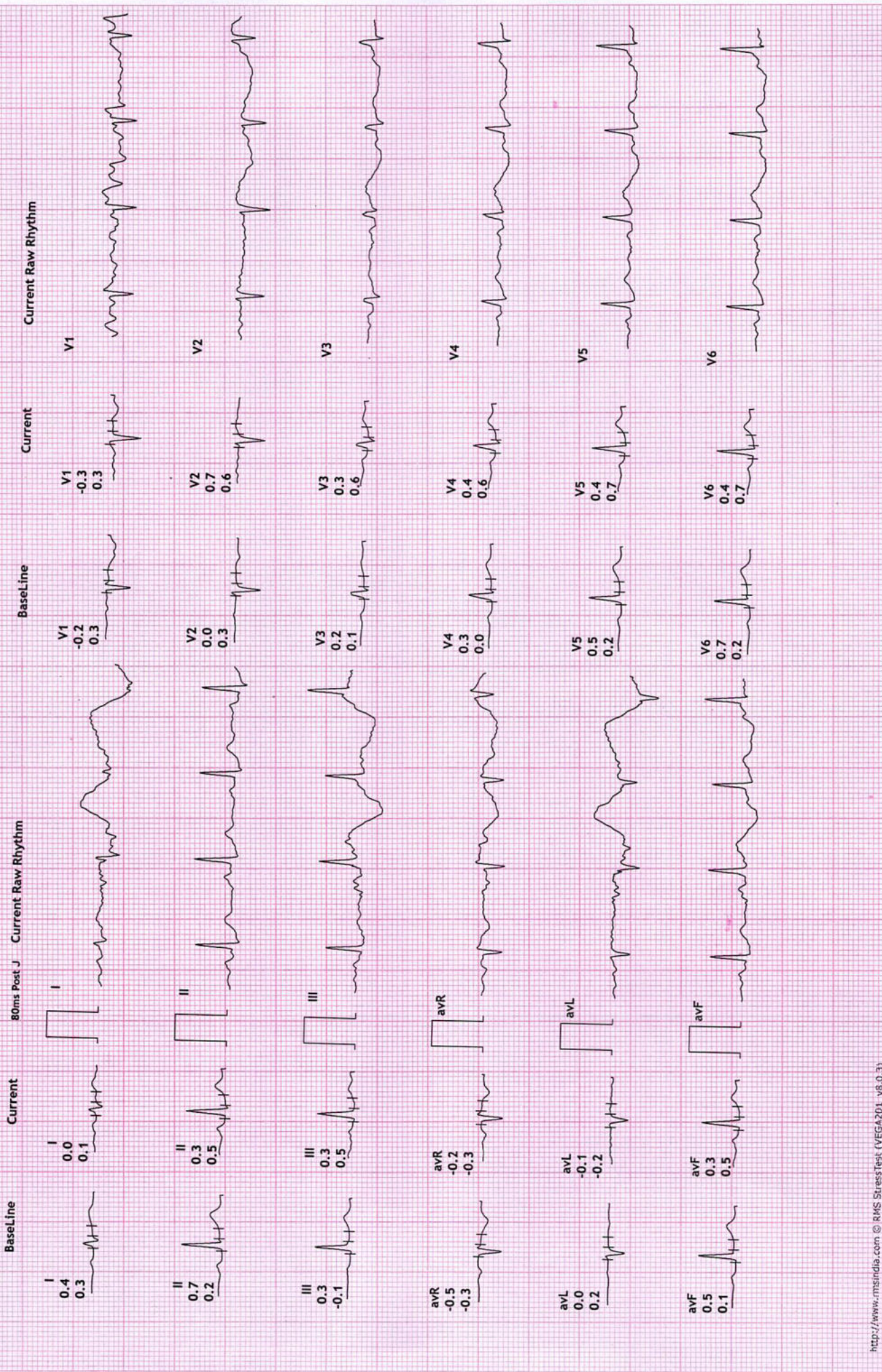
MPHR: 54% of 191
Speed: 1.8 kmph
Grade: 0.0%

HR: 105 bpm
METS: 1.0
BP: 130/80

Raw ECG
BRUCE
(1.0-100)HZ

Ex Time 06:21
BLC : On
Notch : On

Recovery : (01)
10.0 mm/mV
25 mm/Sec.



REVIVAL DIAGNOSTICS

4TH FLOOR, AQUA CORRIDOE, NEAR STAR BAZAR, ADAJAN- 395009, SURAT

2967/PRIYANKA YADAV

29 Yrs/Female

64 Kg/156 Cms

Date: 10-Sep-2022 11:34:47 AM

12 Lead + Comparison

MPHR: 38% of 0.51

Speed: 1.8 kmph

Grade: 0.0%

Raw ECG

BRUCE

(1.0-100)Hz

Ex Time 06:21

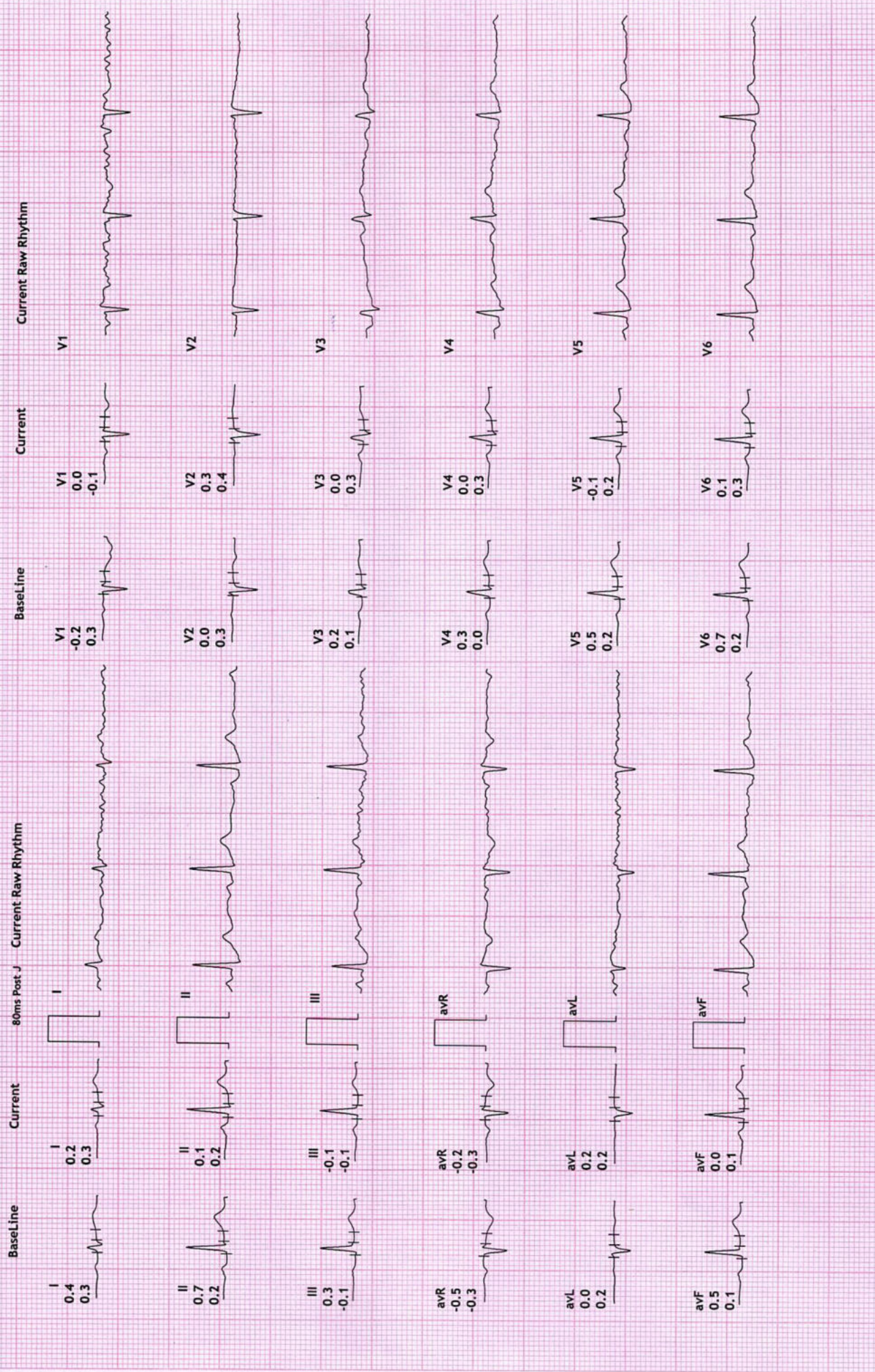
BLC :On

Notch :On

Recovery : (02.00)

10.0 mm/mV

25 mm/Sec.



REVIVAL DIAGNOSTICS

4TH FLOOR, AQUA CORRIDOE, NEAR STAR BAZAR, ADAJAN- 395009, SURAT

2967/PRIYANKA YADAV
29 Yrs/Female
64 Kg/156 Cms
Date: 10-Sep-2022 11:34:47 AM

HR: 81 bpm
METS: 1.0
BP: 100/70

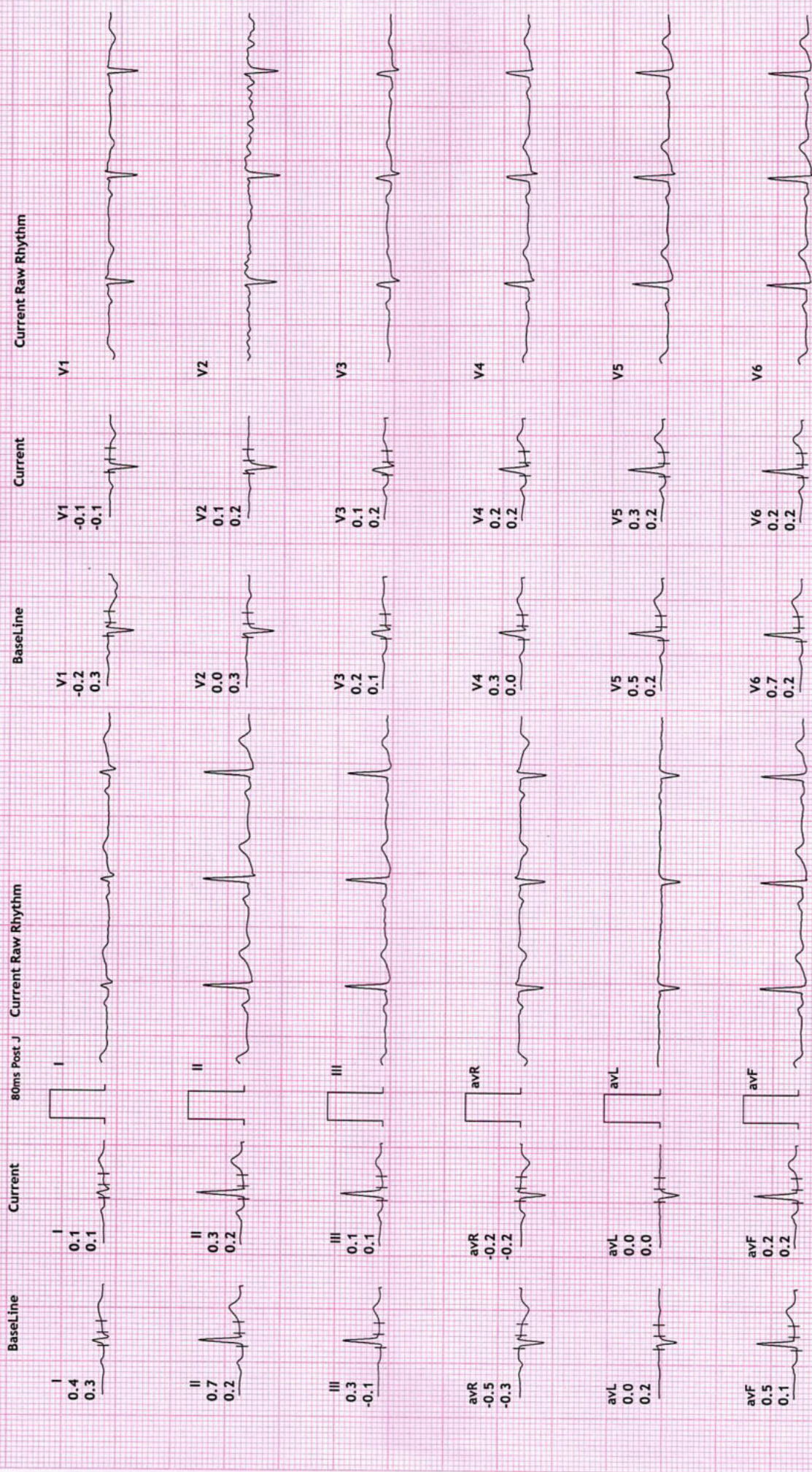
MPHR: 42% of 191
Speed: 1.8 kmph
Grade: 0.0%

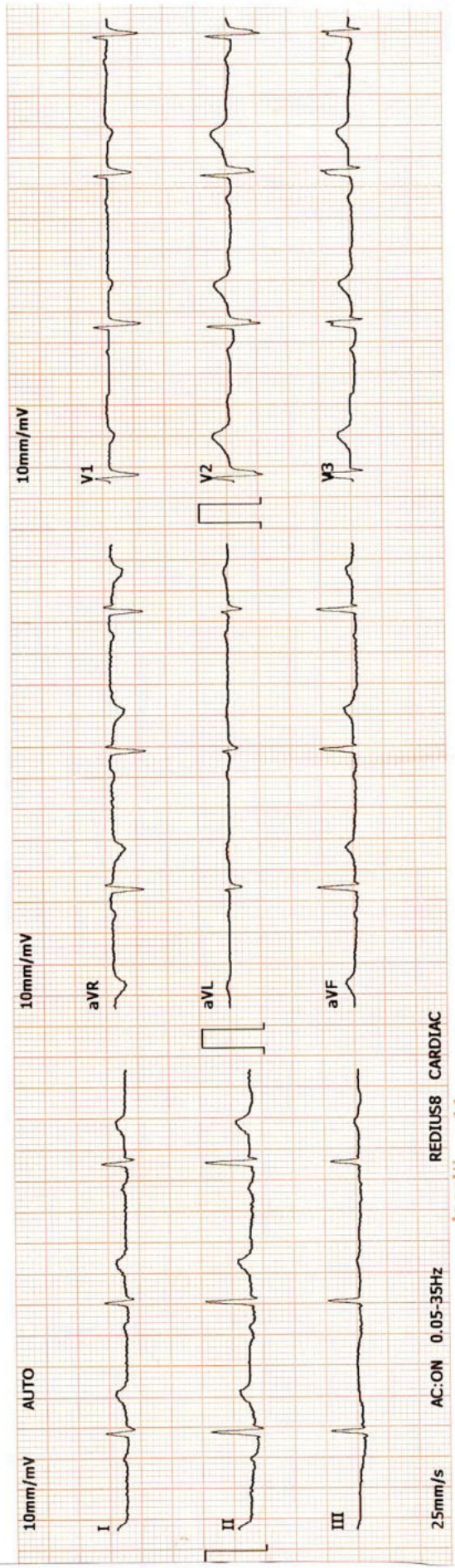
Raw ECG
BRUCE
(1.0-100)Hz

Ex Time 06:21
BLC :On
Notch :On

Recovery : (03)
10.0 mm/mV
25 mm/Sec.

12 Lead + Comparison

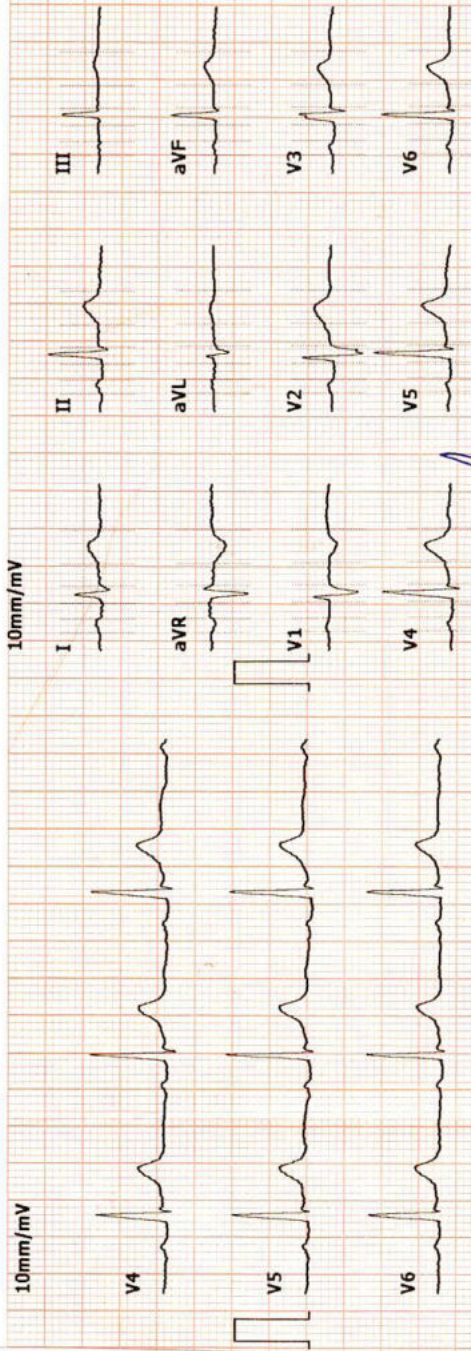




2022-9-10 10:42:12 ID: 00002925
 ID Card: Name: PRIYANKA YADAV Gender: Female
 Age: 29 30 Height(cm): 64
 Weight(Kg): 156 BP(mmHg): /
 HR:bpm 67
 P-R:ms 156
 Q-R-S:ms 86
 QT/QTc:ms 380/400
 P/QRS/T AXES:deg 37/68/37
 RV5/SV1:mV 1.03/0.44
 RV5+SV1:mV 1.47

*The result must be confirmed by doctor!

Report Confirmed by: DR ADITI PATEL



25mm/s
 A.R.U.W. CE
 Aditi Patel

Revival Diagnostic
 401, Aqua Corridor,
 B/s. Star Bazar, Surat-395009
 Mq. 91062-28601

DR. ADITI PATEL
 M.B.S. CARD (MUM)
 CLINICAL CARDIOLOGIST
 REG.NO.G-42901



REVIVAL DIAGNOSTICS

Name	PRIYANKA YADAV	Age/Gender	30Yrs/Female
Reg No.	1593/22	Receipt No	1286
Referred By	BOB - MEDI WHEEL(PKG10000241)	Mode of Payment	CREDIT
Collection Type	CENTER	Collection DateTime	10-Sep-2022 10:06 AM

ECG

- REPORT :

1. The rhythm is sinus.
2. Heart rate is 67 beats per minute.
3. Normal P,QRS,T wave axis.
4. Normal PR,QRS,Q.T. Duration.
5. No pathological q wave or ST-T changes seen.
6. No evidence of chamber hypertrophy or enlargement seen.

IMPRESSION : ECG WITHIN NORMAL LIMITS

Revival Diagnostic

401, Aqua Corridor,
B/s. Star Bazar, Surat-395009
Mo. 91062-28601

Signature

DR. ADITI PATEL
M.B.B.S., D. CARD (MUM)
CLINICAL CARDIOLOGIST
REG.NO.G-42901



0261 2747788, 9825947712



4TH Floor, Aqua Corridor, Hazira Road, Adajan Pal, Surat-395009.



revivaldiagnostics.surat@gmail.com



www.revivaldiagnostics.com

This Medical Report Is Not Intended For Medico-legal Purposes.
Laboratory Test Results Are Subject To Technical Limitation And Should
Be Clinically Correlate For Final Diagnosis



NAME	PRIYANKA YADAV	DATE	10-Sep-22
REFERRED BY	MEDI WHEEL	AGE / SEX	YRS / F

Thanks for the reference

USG ABDOMEN AND PELVIS

LIVER: is normal in size and shows homogenous echotexture.

No evidence of intrahepatic biliary radicles dilatation / focal space occupying lesion.

The portal vein and common bile duct shows normal caliber.

GALL BLADDER: is distended and shows smooth walls. Wall thickness is normal.

No evidence of sludge / calculus. No evidence of pericholecystic collection.

SPLEEN: Is normal in size and shows normal echo pattern.

PANCREAS: shows normal echo anatomy and its relationship with splenic vein is normal.

KIDNEYS: Both the kidneys are normal in size, shape and location and show normal cortico-medullary differentiation.

Right kidney measures- 9.7 x 4.5 cms.

Left kidney measures- 9.6 x 4.7 cms.

No evidence of hydronephrosis or calculus.

URINARY BLADDER: is distended with smooth walls.

No evidence of diverticulum or calculus.

UTERUS: is anteverted and shows normal endometrial echo reflectivity.

OVARY: Both ovaries are normal in size and appear normal.

No evidence of ascites or pleural effusion.

Fluid and gas filled bowel loops with normal wall thickness and peristalsis noted.

IMPRESSION:

No significant abdominal pathology noted...

Dr. Chirag K. Patel

MBBS-DMPD

Reg. No. 31200

DR. CHIRAG K. PATEL

RADIOLOGIST

4th Floor, Aqua Corridor,

Nr. Star Bazar, Hazira Main Road,

Adajan, Surat-395009.

Mo. 97266 726683

Laboratory Test Result are Subject to technical limitation and should be clinically correlate for final diagnosis

4th Floor, Aqua Corridor, Hazira Road, Adajan Paal, Surat-395009.

0261 2747788

revivaldiagnostics.surat@gmail.com

www.revivaldiagnostics.com

This medical report is not intended for medico-legal purposes.



NAME: PRIYANKA YADAV
AGE: 30 YRS / FEMALE
REF BY: MEDI WHEEL

3



Name	PRIYANKA YADAV	Age/Gender	30Yrs/Female
Reg No.	1593/22	Receipt No	1286
Referred By	BOB - MEDI WHEEL(PKG10000241)	Mode of Payment	CREDIT
Collection Type	CENTER	Collection DateTime	10-Sep-2022 10:06 AM

CHEST RADIOGRAPH (PA VIEW)

- Hilar shadows are within normal limits.
- Pulmonary vasculature appears normal.
- Cardiac appears normal in size.
- Both dome of the diaphragm are smooth.
- Both costophrenic recesses are clear.
- Both lung fields appear normal.
- Visualized bones and soft tissue shadows appear normal.

IMPRESSION: NORMAL STUDY.

DR. CHIRAG K PATEL
RADIOLOGIST

REVIVAL
DIAGNOSTICS

Dr. Chirag K. Patel

MBBS-DMPD

Reg. No. 4523509
Radiologist

Revival Diagnostic

4th Floor, Aqua Corridor,
Nr. Star Bazar, Hazira Main Road,
Adajan, Surat-395009.
Mo. 97266 726683

Laboratory Test Result are Subject to technical limitation and should be clinically correlate for final diagnosis

📍 4th Floor, Aqua Corridor, Hazira Road, Adajan Paal, Surat-395009.

☎ 0261 2747788

✉ revivaldiagnostics.surat@gmail.com

🌐 www.revivaldiagnostics.com

This medical report is not intended for medico-legal purposes.

Age: _____
Height: _____
Address: Sunna
Requester Detail
Name of Doctor / Employee / Insurance Company: Dr. Sarvesh Yadav
Location / Address: W/O Sarvesh Yadav, 546 Hiranagar, Unnao, Uttar Pradesh
Insurance / Policy Number: 13173

Date & Time of Sample: _____
Type of Sample: Blo



भारतीय विशिष्ट पहचान प्राधिकरण
Unique Identification Authority of India

पता:
W/O सर्वेश यादव, 546 हिरन नगर,
उन्नाव, उन्नाव, उन्नाव,
उत्तर प्रदेश - 209801

Address:
W/O Sarvesh Yadav, 546 hiran
nagar, unnao, Unnao, Unnao,
Uttar Pradesh - 209801

Test Requested:

PPBS

5654 2878 5124



www

~~Fasting~~ Sample / Post-Prandial Sample / Random Sample
Site of collection: (em)

Patient's Relevant Medical & Drug History: _____

Paid Amount: _____

Height : _____
Address : SURAJ

Requester Detail

Name of Doctor / Employee / Insurance Company : Dr. P. S. SINGH (M.D.) (WHEEL)
Location / Address : 142 B.P. B.S.
Insurance / Policy Number : _____

Sample Detail

Date & Time of Sample Collection : _____
Type of Sample : Blood Serum



भारत सरकार

Government of India

प्रियंका यादव

Priyanka Yadav

जन्म तिथि/ DOB: 09/08/1992

महिला / FEMALE



Test Requested :

PPBS

5654 2878 5124

मेरा **आधार**. मेरी पहचान

Fasting Sample / Post-Prandial

Site of collection : Center

Patient's Relevant Medical & Drug History : _____

Paid Receipt Number : _____

Paid Amount : _____

Medical Check Up