

डॉ. बी. एम. शरणागत

एम.डी. (मेडिसिन)

रजि.नं. - 4612

कार्डियो - डायबेटोलॉजिस्ट

एवं परामर्श चिकित्सक



रजि.क्र.-NHA/REG./BGT/2012/21

क्रिटिकल केयर युनिट I.C.C.U. सुविधायुक्त

आयुष्मान हॉस्पिटल  
एंड डायग्नोस्टिक रिसर्च सेंटर

सर्किट हाउस रोड, बालाघाट 07632-241070 | समय-सुबह 10 बजे से संध्या 8.00 बजे तक

Name MR. PUSHPAK BISEN

R/O

Date 31/03/2022

General Physical Examination

Date of Examination 31/03/2022

Name MR. PUSHPAK BISEN Age 31.7 DOB 02/06/1990 Sex MALE

Referred by MEDIWHEEL

Photo Id AADHAR CARD ID

Ht 1.71 (CM)

Wt 68 (kg)

Chest (Expiration): 91 (cm)

Abdomen Circumference 99 (cm)

Blood Pressure 120/80 mm Hg

PR 17 /min

RR 74 /min

Temp (N)

BMI 20%

Eye Examination (RE) (LE)

6/6

6/6

No abnormal colour vision

Other: no

On examination he/she appears physically and mentally fit: Yes/No

Signature of Examinee: [Signature] Name of Examinee: MR. PUSHPAK BISEN

Signature Medical Examiner: [Signature] Name Medical Examiner: [Signature]

Dr. B. M. SHARNAGAT  
M.D. (Medicine) Reg. N. 4612  
AYUSHMAN HOSPITAL  
& Diagnostic Research Center  
BALAGHAT (M.P.) 481001

|| उपलब्ध सुविधाएं ||

- क्रिटिकल केयर युनिट/आई.सी.सी.यू., सेंट्रल ऑक्सीजन पाइप लाईन युक्त
- फेफड़ों के कार्य क्षमता की कम्प्यूटराईज्ड जॉच (P.F.T.)
- मल्टीपैरा, पल्स ऑक्स, डीफ्रिबीलेटर एवं वेंटीलेटर सुविधाएं
- फिजियोथिरेपी युनिट एवं डायटिशियन परामर्श।
- कम्प्यूटराईज्ड ई.सी.जी., टी.एम.टी., होल्टर मॉनिटरिंग व अल्ट्रासोनो नेबुलाईजेशन
- डायबीटिज, अस्थमा एवं किडनी क्लिनिक।
- एक्सरे, पैथालॉजी, मेडिकल स्टोर्स व कैंटीन सुविधा
- मनोचिकित्सक, चर्मरोग, कैंसर एवं किडनी विशेषज्ञ द्वारा परामर्श - प्रति रविवार
- सेंट्रली एयर कूल्ड एवं ए.सी.युक्त प्राइवेट एवं जनरल वार्ड
- 24 घंटे इमरजेन्सी सेवा, एम्बुलेन्स एवं विद्युत जनरेटर व्यवस्था।



भारतीय विशिष्ट पहचान प्राधिकरण

भारत सरकार

Unique Identification Authority of India  
Government of India

नामांकन क्रम / Enrollment No 2017/90229/00057

To,  
पुष्पक बिसेन  
Pushpak Bisen  
S/O: Dhanraj Singh Bisen  
Budhena Kalan  
Budhenakala Barghat Seoni  
Madhya Pradesh 480667  
9770277979

13/07/2013

Ref: 3382 / 09E / 383672 / 384361 / P



SE090299974FT



आपका आधार क्रमांक / Your Aadhaar No. :

**5749 7652 7487**

आधार - आम आदमी का अधिकार



भारत सरकार  
Government of India



पुष्पक बिसेन  
Pushpak Bisen  
जन्म तिथि / DOB : 02/06/1990  
पुरुष / Male

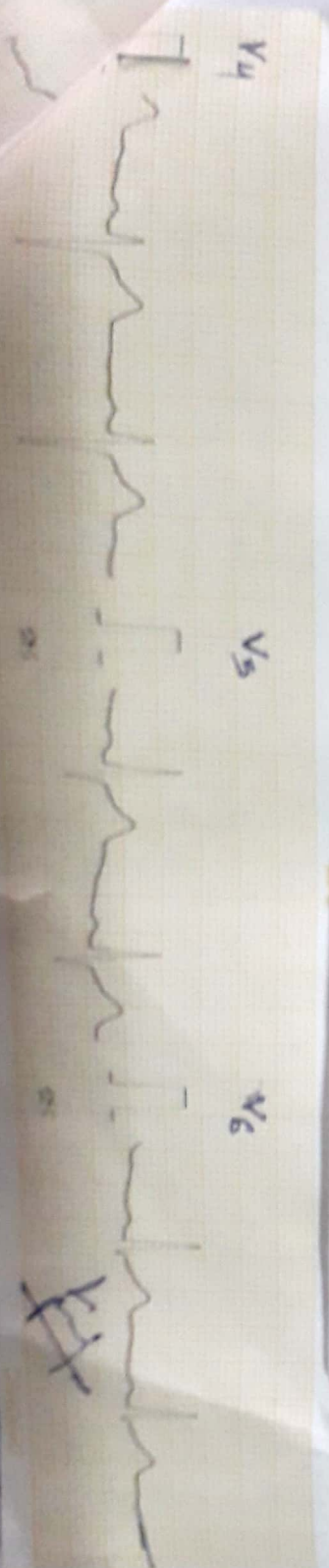



**5749 7652 7487**


आधार - आम आदमी का अधिकार


Dr. B. M. SHARNAGAT  
M.D. (Medicine) Regd No 4612  
AYUSHMAN HOSPITAL  
& Diagnostic Research Center  
BALAGHAT (M.P.) 481001

NAME -  
Age - 26 y  
MR - PUSHPAK BISEN  
Date - 31/12/2022



Report : Normal

  
Dr. B. M. SHARNAGAT  
M.D (Medicine) Regd No 4612  
AYUSHMAN HOSPITAL  
& Diagnostic Center  
BAUGHAT (M) 401001



**ULTRASOUND REPORT**

Name - MR PUSHPAK BISEN

Age - 31 Yrs/M

Refd. By - MEDIWHEEL

Date - 31.03.2022

**LIVER :** The liver is normal in size and shape. It shows normal parenchymal echo texture. The IHBR, IHPR and porta hepatis appear normal.

There is no e/o any lesion.

**GALLBLADDER :** Normal. There is no e/o evidence of calculi.

**PANCREAS :** Normal in size and shows normal echotexture.

**SPLEEN :** Spleen is normal in size and shows homogenous echo texture.

**KIDNEYS :** Both Kidneys are normal in size, shape, contour and in position.

There is no renal calculi and no pelvicalyceal dilatation.

**LEFT KIDNEY MEASURES :** 6.7 X 5.2 CM

**RIGHT KIDNEY MEASURES :** 6.2 X 4.7 CM

**PROSTATE :** The prostate is normal in size and shows normal echo texture.

There is no e/o free Fluid in pelvis.

Urinary bladder is well filled with smooth and regular outline.

Ureters are not dilated.

**IMPRESSION :- NORMAL STUDY OF ABDOMEN.**

Dr. B. M. SHARNAGAT  
M D (Medicine) Regd No 4612  
AYUSHMAN HOSPITAL  
AND DIAGNOSTIC RESEARCH CENTER  
BALAGHAT (M.P.) 481001  
**Dr. B.M. Sharnagat (MD Medicine)**



**CRITICAL CARE UNIT I.C.C.U.**  
**AYUSHMAN HOSPITAL**  
 AND DIAGNOSTIC RESEARCH CENTER

**2D ECHOCARDIOGRAPHY & DOPPLER REPORT**

NAME - MR PUSHPAK BISEN

AGE - 31 YRS/M

REFD. BY - MEDIWHEEL

DATE - 31/03/2022

**M-Mode & Essential Measurements :-**

Pulse : 78 Bpm	LVID(D) : 50 mm	MV Annulus : 27 mm	RVID(d) : 35 mm
Aortic Root : 28 mm	LVID(S) : 30 mm	TV Annulus : 25 mm	IVC : 17 mm
Left Atrium : 35 mm	IVSd (D) : 10 mm	AO Annulus : 19 mm	Mitral-Epss : 06 mm
LVEF : 60 %	LVPWd(D) : 10 mm	PV Annulus : 20 mm	TAPSE : 16 mm

**2D Echo Findings :-**


- RWM(LV) : NORMAL
- CHAMBERS : NORMAL SIZED
- IAS/IVS : INTACT
- I/C - CLOT/VEGETATION : NIL
- PERICARDIAL EFFUSION : NIL
- PLEURAL EFFUSION : NIL

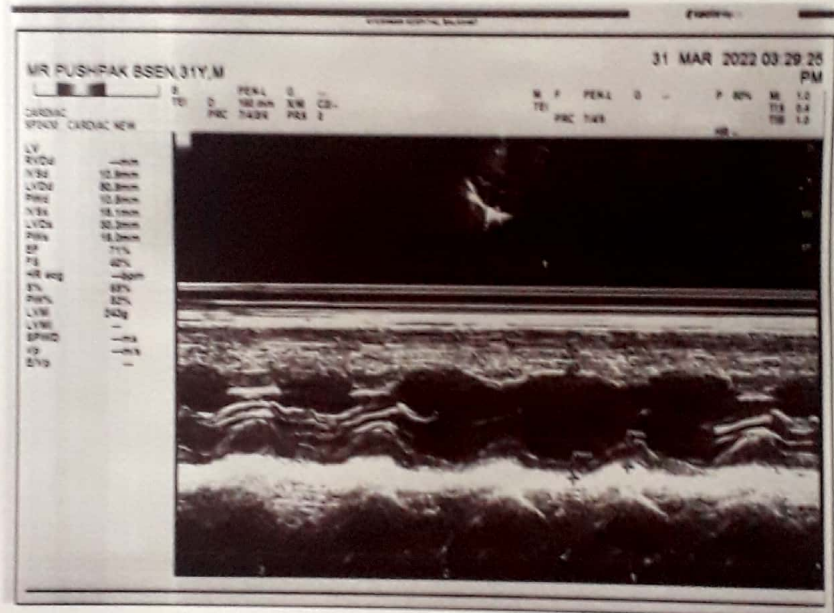
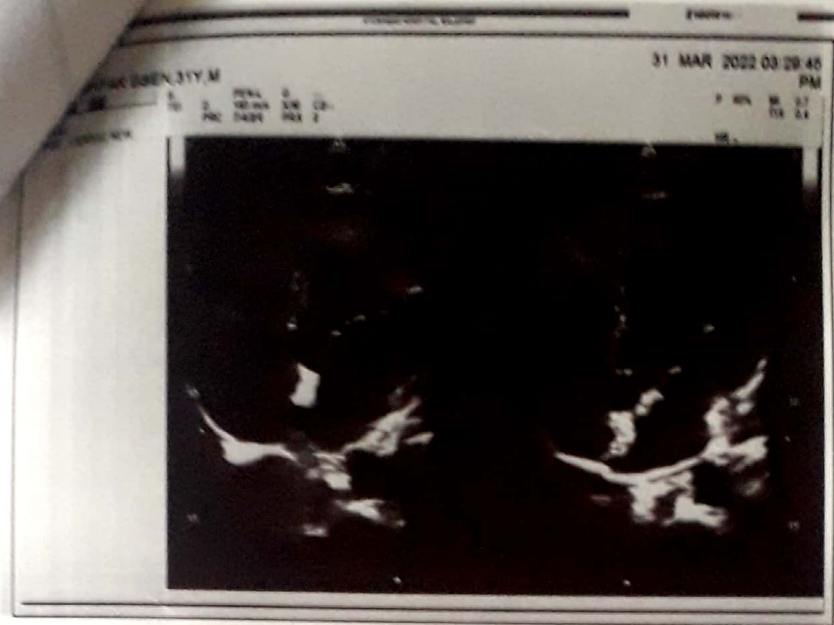
**Doppler Study :-**

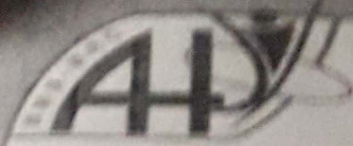
Valves	Peak Gradient (mm of Hg)	Mean Gradient (mm of Hg)	Valve area (Normal Range)	Grade of Regurgitation
Mitral Valve	--	--	4.0-6.0	NIL
Aortic Valve	--	--	2.5-4.0	NIL
Tricuspid Valve	--	--	7.0-9.0	NIL
Pulmonary Valve	--	--	2.0-3.0	NIL

Estimated PASP by TR jet = 25 mm of Hg.

**FINAL DIAGNOSIS :-**  
 NO RWMA , LVEF = 60%  
 NO LVDD  
 NORMAL VALVES  
 NORMAL LV SYSTOLIC FUNCTION  
 NORMAL RV FUNCTION.

  
**Dr. B. M. SHARNAGAT**  
 M.D. (Medicine) Regd No 4612  
**Dr. B. M. Sharnagat (MD, Medicine)**  
 & Diagnostic Research Center  
 BALAGHAT (M.P.) 481001





आयुष्मान हॉस्पिटल  
एण्ड डायग्नोस्टिक रिसर्च सेन्टर

Regd. No. : NHA/REG/BGT/2012/21

NAME MR. PUSHPAK BISEN

Age : 31/M

R / By B.M. SHARNAGAT SIR

Date: 31/01/2022


X- RAY CHEST ( PA VIEW)

- \*Bony cage - Normal.
- \*Trachea - Normal.
- \* Heart - Position --- Normal.  
C-T ratio---Within normal limits.  
Cardiac borders--- Normal.  
Specific chamber enlargement---None.
- \*Aorta- Position---Normal.
- \*Mediastinum- Relative Position ---Normal.  
Any Lesion---None.
- \*Angles- Cardiophrenic angles---Clear.  
Costophrenic angles---Clear.
- \*Pleura- Normal.
- \*Lungs- .Lung apices seen clear.  
.Both lungs seen clear.  
.No evidence of any focal active lesion in lung fields.  
.Broncho-vascular markings appear normal.
- \*Hilar shadows- Normal.
- \*Diaphragms- Relative position---Normal.  
Outline---Normal.

OPINION

"X-RAY CHEST APPEARS NORMAL."  
"NO ABNORMALITY DETECTED."

Thanks for referral.

  
Dr. B.M. SHARNAGAT  
M.D. (Medicine) - 4512  
AYUSH HOSPITAL  
& Diagnostic Centre  
BALAJI NAGAR, (P.O.) 451007



**PATHOLOGY REPORT**

• Auto Analyzer • Hematology Analyzer • A.B.G. • Computerised Lab

**CBC Report by the analyzer**

ID: 7

Name: MR. PUSHPAK BISEN

Chart No.:

Mode: Whole

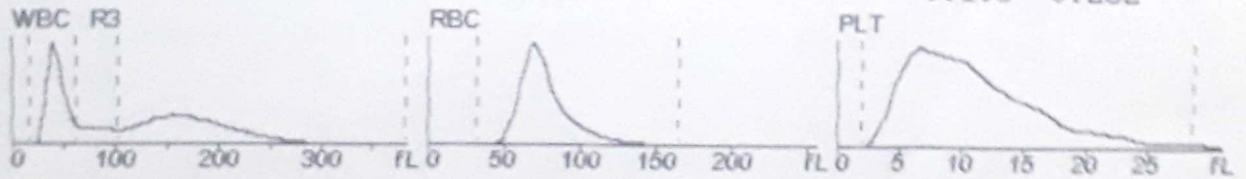
Dept.: PATHOLOGY

Time: 31-03-2022 16:15

Gender: Male Age: 31 Year

Bed No.:

Parameter	Result	Ref. range
WBC	6.7 x 10 <sup>9</sup> /L	4.0 - 10.0
Lymph#	2.4 x 10 <sup>9</sup> /L	0.8 - 4.0
Mid#	0.7 x 10 <sup>9</sup> /L	0.1 - 1.5
Gran#	3.6 x 10 <sup>9</sup> /L	2.0 - 7.0
Lymph%	35.1 %	20.0 - 40.0
Mid%	11.0 %	3.0 - 15.0
Gran%	53.9 %	50.0 - 70.0
HGB	13.5 g/dL	12.0 - 16.0
RBC	4.41 x 10 <sup>12</sup> /L	4.00 - 5.50
HCT	L 32.9 %	40.0 - 54.0
MCV	L 74.7 fL	80.0 - 100.0
MCH	30.6 Pg	27.0 - 34.0
MCHC	H 41.0 g/dL	32.0 - 36.0
RDW-CV	14.0 %	11.0 - 16.0
RDW-SD	38.2 fL	35.0 - 56.0
PLT	180 x 10 <sup>9</sup> /L	100 - 300
MPV	8.7 fL	6.5 - 12.0
PDW	15.6	9.0 - 17.0
PCT	0.156 %	0.108 - 0.282



Sender: DR. B.M. SHARNAGAT    Tester: L.T BASANT TANDE    Checker: DR. B.M. SHARNAGAT

*[Signature]*  
**Dr. B.M. SHARNAGAT**  
 I/O Pathologist/Technician  
 (Ayushman Hospital Balaghat)  
 & Diagnostic Research Center  
 BALAGHAT (M.P.) 481001

- This Report is not valid for MLC purpose.
- This Report is only for Physician's help to confirm the diagnosis.

**PATHOLOGY REPORT**

• Auto Analyzer • Hematology Analyzer • A.B.G. • Computerised Lab

NAME : MR.PUSHPAK BISEN

AGE : 31Yrs.

SEX : M

REF. BY : Dr. B. M. SHARNAGAT (M.D.)

DATE : 31/03/2022

TESTS	RESULTS	UNITS	REF. RANGE
-------	---------	-------	------------

**BLOOD SUGAR**

B.SUGAR (f)	:88	mg/ dl	60-100
(p.p)	:129	mg/dl	120-160

METHOD : GOD-POD

HbA1C 5.2 %

Nondiabetic :4.5 -6.2

Good Control:6.0 -7.0%

Fair Control: 7.0 -8%

Poor Control: >8%

(Action Suggested)

Blood group	A
Rh Type	Positive
ESR	:08 1st Hr 0-10
Method	westerangreen

**STOOL EXAMINATION**

Stool for Routine & Microscopic Examination : Normal

Stool for Occult blood : Negative

**THYROID HORMONE**

TSH	3.2	uIU/ml	0.3 - 5.0
T3	0.67	ng/ml	0.6-1.8
T4	6.9	ug/dl	5.0-12.5

**REPOT ON SEROLOGY**

V.D.R.L : NON-REACTIVE

Dr. B. M. SHARNAGAT  
I/C Pathologist/Technician  
(Ayushman Hospital Balaghat)  
& Diagnostic Research Center  
BALAGHAT (M.P.) 481001

**PATHOLOGY REPORT**

• Auto Analyzer • Hematology Analyzer • A.B.G. • Computerised Lab

NAME : MR.PUSHPAK BISEN

AGE : 31Yrs.

SEX : M

REF. BY : Dr. B. M. SHARNAGAT (M.D.)

DATE : 31/03/2022

**BIOCHEMISTRY**

TESTS	RESULTS	UNITS	REF. RANGE
<b><u>LIPID PROFILE</u></b>			
S. Cholesterol	:149	mg/dl	UP TO <200
S. Triglycerides	:117	mg/dl	UP TO <150
HDL Cholesterol	:33	mg/dl	32 -60
LDL Cholesterol	:81	mg/dl	UP TO <100
VLDL Cholesterol	:21	mg/dl	7 - 35
LDL / HDL Ratio	:3.0	%	2.5 - 5.0
S. Cholesterol / HDL Ratio	:4.2	%	3.5 - 5.0
<b><u>KFT</u></b>			
Serum CREATININE	:0.90	mg/dl	0.8-1.2
BUN	:15	mg/dl	8-20
BUN Creatinine Ratio	:15.9		
<b><u>LFT</u></b>			
Bilirubin-Total	:0.7	mg%	0-1.2
Direct	:0.3	mg%	0-0.6
Indirect	:0.4	mg%	0-0.5
SGPT(ALT)	:22	IU/L	7-35
SGOT(AST)	:27	IU/L	8-40
Alk.Phosphatase	:85	U/L	86-306 Adult
<b>TOTAL PROTEINS</b>	6.7	gm/dl	6.2-8.2
Albumin	4.2	g/dl	3.5-5.5
Globulin	2.5	g/dl	2.5-3.2
A/G Ratio	2.0		1.5-2.5
GGT	23	U/L	9-48
S.URIC ACID	4.5	mg/dl	3.4 - 7.2

Dr. B. M. SHARNAGAT  
I/O Pathologist/Technician  
(Ayushman Hospital Balaghat)  
BALAGHAT (M.P.) - 481001

• This Report is not valid for MLC purpose.  
• This Report is only for Physician's help to confirm the diagnosis.

# आयुष्मान हॉस्पिटल

एण्ड हीथमनोस्टिक रिसर्च सेंटर

डिजिटल हॉस्पिटल रोड, बालाघाट ☎ 07632-241070

## PATHOLOGY REPORT

• Auto Analyser • Hematology Analyser • A.S.S. • Computers

**NAME :** MR. PUSHPAK BISEN

**AGE :** 31 Yrs.

**SEX :** M

**REF. BY :** Dr. B. M. SHARNAGAT (M.D.)

**DATE :** 31/03/2022

### URINE ANALYSIS REPORT (By urimeter 120 analyser)

#### PHYSICAL EXAMINATION

Colour : pale Yellow  
 Quantity : 10ml  
 Apperance : clear

#### CHEMICAL EXAMINATION

Sugar : nil  
 Bile Pigment : nil  
 Nitrite : nil  
 Protein : nil  
 Bilirubin : nil  
 Ketone : nil  
 Albumin : nil  
 Urobilinogen : Normal  
 Specific gravity : 1.025  
 Reaction(pH) : 6.5

0.01 mg/ml  
 1.010-1.030  
 (Acidic 3-6, Alkaline 8-10)

#### MICROSOPIC EXAMINATION

Pos(WBCs) Cells : Nil/hpf  
 RBC : nil/hpf  
 Crystals : Absent  
 Spermatozoa : Absent  
 Epithelial Cells : Absent  
 Bacteria : Absent

Dr. B. M. SHARNAGAT  
 M.D. (Medicine), Govt. Medical College, Bhopal  
 (B. M. Sharnagat Hospital, Bhopal)  
 Regd. No. (M.P.) 481001

Report is not valid for M.L.C. purpose  
 Report is only for Physician's help to confirm the diagnosis

