

HEALTH CHECKUP REPORT

Patient Name: MR. MAHAMMADRIYAZ GHANCHI

DATE: 23/09/2022

Age/Gender: 35/M

Reg. No: 270960

Package: MEDIWHEEL

COMPLAINTS (IF ANY):

- Asymptomatic

HISTORY OF HEALTH STATUS: No

PRESENT MEDICATIONS: No

HYPERSENSITIVITY TO ANY DRUG: No

PERSONAL HISTORY:

- | | | | | | |
|---------------|---|----------|-----------------------------|---------|-----|
| - Bowel | : | Regular | Diet | : | Veg |
| - Micturition | : | Normal | Habits | : | No |
| - Sleep | : | Adequate | Physical Activity/Exercise: | Walking | |
| - Appetite | : | Adequate | | | |

HISTORY OF ILLNESS (WITH PAST MEDICATIONS): NO

FAMILY HISTORY: NO

VITAL SIGNS:

- | | | | |
|------------|---------|---------|------------|
| - Height : | 159 cms | Pulse : | 79/min. |
| - Weight : | 65 Kgs | B.P: | 100/55mmHg |



CIMS Hospital Private Limited

CIMS HOSPITAL/2023/1, Opp. Pancharut Bunglows, Near Shukan Mall, Off Science City Road, Sola, Ahmedabad **At CIMS...We Care**

© 1800 309 9999 CIN No. U85110GJ2001PTC039962

PHYSICIAN CONSULTATION:

1) Recommendations

Diet consultation

Follow after 3 month with lipid profile

Healthy life style

(Dr. Hardik Shah)

Please take regular medicine as prescribed by the Doctor. (If given)



CIMS Hospital Private Limited

Patient ID 318231
Patient Name Mr. MAHAMMADRIYAZ GHANCHI
Gender Male/34
Ref Doctor

Dt : 24/09/2022

Medication

Rx	Brand Name	Medication Name	Morning	Afternoon	Evening	Night	Duration
Tab.	ROZUCOR F	ROSUVASTSTIN+FENOFIB (30MG) RATE	0	0	0	1	1 Month(s)

Dr. VIPUL KAPOOR



Reg. No : CIMS/A/2019/270960	VisitNo : HC/240922/27 [HCV]
Patient Name : MR. MAHAMMADRIYAZ IQBALHUSAIN GHANCH	Age(Y-M-D)/Sex : 34 Y 8 M 26 D. / Male
Referring Doctor : Dr. CIMS DOCTOR	Doctor :
Ward/Room :	Bed :

ORD/240922/420 Lab No : 2022145191 LSN : 920955 (Whole Blood) Sample Quality : Normal
 Collection Time : 24/09/2022 9:25:36 Arrival : 24/09/2022 9:42:36 Validation Time : 24/09/2022 12:01:33PM

	Result	Unit	Reference Range
CBC With ESR			
TOTAL COUNT			
Hemoglobin (SLS Hemoglobin Detection method)	13.1	g/dl	13.5 - 18.0 g/dl
Total RBC Count (Hydro Dynamic Focusing Method)	4.76	mill/Cmm	4.7 - 6.0 mill/Cmm
HCT (Hydro Dynamic Focusing Method)	39.3	%	42 - 52 %
Total WBC Count (Flow Cytometry)	6420	/Cmm	4000 - 10500 /Cmm
Platelet Count (Hydro Dynamic Focusing Method)	218000	/Cmm	150000 - 450000 /Cmm

DIFFERENTIAL COUNT (by Flow Cytometry)


Polymorphs	69	%	40 - 70 %
Lymphocytes	22	%	22 - 45 %
Eosinophils	02	%	01 - 04 %
Monocytes	07	%	01 - 06 %
Basophils	00	%	00 - 01 %
Immature Granulocytes	00	%	0 - 2 %
Smear Study			

RBCs are Normochromic & Normocytic.
 Platelets are adequate in number.
 Malarial Parasites are not seen.
 No Premature cells are seen.

BLOOD INDICES (by Calculated Method)

M.V	82.6	fl	78 - 100 fl
M.C.H	27.5	pg	27 - 31 pg
M.C.H.C.	33.3	gm/dl	32 - 36 gm/dl
RDW-CV	13.1	%	11.5 - 14.0 %

ESR (Red Cell Aggregation)


Dr. Kazumi Gondalia
 M.D. (Path)
 Consultant Pathologist
 Reg. No. : G-21729

Dr. Manisha Shah
 MD (Path & Bact)
 Consultant Pathologist
 Reg. No. : G-15496

Dr. Jitendra Nayak
 MD (Path)
 Consultant Pathologist
 Reg. No. : G-14786
 Print By : ankita.rajput

Print Date/Time : 24/09/2022 14:22:41

Page 1 of 2 (USA)



OUR ACCREDITATIONS

CIMS Hospital Private Limited

Plot No 67/1, Opp. Panchamrut Bunglows, Near Shukan Mall, Off Science City Road, Sola, Ahmedabad - 380060, Gujarat
 1800 309 9999 CIN No. U65110GJ2001PTC039962

Reg. No : CIMS/A/2019/270960	VisitNo : HC/240922/27 [HCV]
Patient Name : MR. MAHAMMADRIYAZ IQBALHUSAIN GHANCH	Age(Y-M-D)/Sex : 34 Y 8 M 26 D. / Male
Referring Doctor : Dr. CIMS DOCTOR	Doctor :
Ward/Room :	Bed :

ORD/240922/420 Lab No : 2022145191 LSN : 920955 (Whole Blood) Sample Quality : Normal
 Collection Time : 24/09/2022 9:25:36 Arrival : 24/09/2022 9:42:36 Validation Time : 24/09/2022 12:01:33PM

After One Hour 13 mm 0 - 10 mm


Blood Group Rh "A"
 ABO Rh POSITIVE

HbA1c (Glycosylated Haemoglobin)

TEST HbA1c (Glyoco Hb) 5.26 % 4.8-5.9% Normal
Immuno Turbidimetric
 5.9-7.0% Good diabetic control
 7.0-10.0% Fair diabetic control
 >10.0% Poor diabetic control

Mean Plasma Glucose 110.1 mg/dL 80 - 140 mg/dL

*** END OF REPORT ***


Dr. Kazumi Gondalia
 M.D. (Path)
 Consultant Pathologist
 Reg. No. : G-21729

• Dr. Manisha Shah
 MD (Path & Bact)
 Consultant Pathologist
 Reg. No. : G-15496

Dr. Jitendra Nayak
 MD (Path)
 Consultant Pathologist
 Reg. No. : G-14786
 Print By : ankita.rajput

Print Date/Time : 24/09/2022 14:22:41

Page 2 of 2 (USA)



CIMS Hospital Private Limited


Plot No 67/1, Opp. Panchamrut Bungalows, Near Shukan Mall, Off Science City Road, Sola, Ahmedabad - 380060, Gujarat
 1800 309 9999 CIN No. U85110GJ2001PTC039962

Reg. No	: CIMS/A/2019/270960	Visit No	: HC/240922/27 [HCV]
Patient Name	: MR. MAHAMMADRIYAZ IQBALHUSAIN GHANCH	Age(Y-M-D)/Sex	: 34 Y 8 M 26 D. / Male
Referring Doctor	: Dr. CIMS DOCTOR	Doctor	:
Ward/Room	:	Bed	:

ORD/240922/420 Lab No : 2022145192 LSN : 920955 (SERUM) Sample Quality : Normal
 Collection Time : 24/09/2022 9:25:36 Arrival : 24/09/2022 9:42:36 Validation Time : 24/09/2022 11:48:53AM

Liver Function Test

	<u>Result</u>	<u>Unit</u>	<u>Reference Range</u>
Alkaline Phosphatase (PNPP,AMP Buffer Method,Colorimetric)	65.6	U/L	40 - 129 U/L
Billirubin			
Total Billirubin (Diazospecial Iazonium Iron with Blank)	0.47	mg/dL	0.0 - 1.0 mg/dL
Direct Billirubin (Diazospecial (Evelyn Malloy) with Blank)	0.18	mg/dL	0.0 - 0.2 mg/dL
Direct Billirubin (Calculated from Total and Direct Billirubin)	0.29	mg/dL	0.0 - 0.8 mg/dL
SGPT (ALT) (IFCC without pyridoxal phosphate)	28.3	U/L	0 - 41 U/L
SGOT (AST) (IFCC without pyridoxal 5 phosphate)	18.2	U/L	0 - 40 U/L
Total Protein			
Total Proteins (Biuret Method)	7.32	gm/dl	6.4 - 8.3 gm/dl
Albumin (Bromocresol Green Colorimetric)	4.77	gm/dl	3.97 - 4.95 gm/dl
Globulin	2.55	gm/dl	2.2 - 3.5 gm/dl
A/G Ratio	1.87		0.9 - 2.1


Dr. Kazumi Gondalia
 M.D. (Path)
 Consultant Pathologist
 Reg. No. : G-21729

Dr. Manisha Shah
 MD (Path & Bact)
 Consultant Pathologist
 Reg. No. : G-15496

Dr. Jitendra Nayak
 MD (Path)
 Consultant Pathologist
 Reg. No. : G-14786
 Print By : ankita.rajput

Print Date/Time : 24/09/2022 14:22:59

Page 1 of 2 (USA)



CIMS Hospital Private Limited


Plot No 67/1, Opp. Panchamrut Bunglows, Near Shukan Mall, Off Science City Road, Sola, Ahmedabad - 380060, Gujarat
 © 1800 309 9999 CIN No. U85110GJ2001PTC039962

Reg. No : CIMS/A/2019/270960	Visit No : HC/240922/27 [HCV]
Patient Name : MR. MAHAMMADRIYAZ IQBALHUSAIN GHANCH	Age(Y-M-D)/Sex : 34 Y 8 M 26 D. / Male
Referring Doctor : Dr. CIMS DOCTOR	Doctor :
Ward/Room :	Bed :

ORD/240922/420 Lab No : 2022145192 LSN : 920955 (SERUM) Sample Quality : Normal
 Collection Time : 24/09/2022 9:25:36 Arrival : 24/09/2022 9:42:36 Validation Time : 24/09/2022 11:48:52AM

	<u>Result</u>	<u>Unit</u>	<u>Reference Range</u>
Creatinine <i>(Buffered Jaffe Reaction Kinetic Compensated)</i>	0.66	mg/dL	0.7 - 1.2 mg/dL
Estimated GFR	144.99	mL/min/1.73m2	59 - 137 mL/min/1.73m2
Fasting Glucose <i>(Hexokinase)</i>	90.3	mg/dL	70 - 100 mg/dL
Thyroid Function Test			
TOTAL T3 (T3) * <i>(Electrochemiluminescence Assay)</i>	1.4	ng/ml	0.846 - 2.02 ng/ml
TOTAL T4 (T4) * <i>(Electrochemiluminescence Assay)</i>	9.32	µg/dl	5.13 - 14.06 µg/dl
TSH <i>(Electrochemiluminescence Assay)</i>	3.7	µIU/ml	0.27 - 4.20 µIU/ml
Uric Acid <i>(Uricase Colorimetric Enzymatic)</i>	5.74	mg/dL	3.4 - 7.0 mg/dL

*** END OF REPORT ***


Dr. Kazumi Gondalia
 M.D. (Path)
 Consultant Pathologist
 Reg. No. : G-21729

Dr. Manisha Shah
 MD (Path & Bact)
 Consultant Pathologist
 Reg. No. : G-15496

Dr. Jitendra Nayak
 MD (Path)
 Consultant Pathologist
 Reg. No. : G-14786
 Print By : ankita.rajput

Print Date/Time : 24/09/2022 14:22:59

Page 2 of 2



CIMS Hospital Private Limited

Plot No 67/1, Opp. Panchamrüt Bunglows, Near Shukan Mall, Off Science City Road, Sola, Ahmedabad - 380060, Gujarat
 © 1800 309 9999 CIN No. U85110GJ2001PTC039962


Reg. No : CIMS/A/2019/270960	VisitNo : HC/240922/27 [HCV]
Patient Name : MR. MAHAMMADRIYAZ IQBALHUSAIN GHANCHI	Age(Y-M-D)/Sex : 34 Y 8 M 26 D. / Male
Referring Doctor : Dr. CIMS DOCTOR	Doctor :
Ward/Room :	Bed :

ORD/240922/420 Lab No : 2022145192 LSN : 920955 (SERUM) Sample Quality : Normal
 Collection : 24/09/2022 9:25:36AM Arrival: 24/09/2022 9:44:58 Validation Time: 24/09/2022 11:42:30

Lipid Profile (With Direct LDL)

Type of Sample

	Result	Unit	Reference Range
	: Fasting		
Cholesterol (Enzymatic/Colorimetric, Cholesterol Oxidase, Esterase, Peroxidase Gen. 2)	: 231.5	mg/dL	Less than 160 mg/dl Excellent Less than 200 mg/dl Desirable 200-239 mg/dl Borderline High 240 mg/dl & over High
Triglyceride (Enzymatic Colorimetric without Glycerol Blank without Serum Blank)	: 209.8	mg/dL	Less than 150 mg/dl Normal 150 - 199 mg/dl Borderline High 200-499 mg/dl High 500 mg/dl or greater Very High
H D L Cholesterol (Direct Mearuse Homogenous Technique Modified Enzymatic Colorimetric Gen. 3)	: 31.5	mg/dL	Less than 40 mg/dl Low 60 mg/dl or above Excellent
L D L Cholesterol (DIRECT) (Homogenous Enzymatic colorimetric Assay)	: 173.1	mg/dL	Less than 80 mg/dl Excellent Less than 100 mg/dl Optimal 100 - 129 mg/dl Near or above optimal 130 - 159 mg/dl Borderline High 160 - 189 mg/dl High 190 mg/dl & above Very High
VLDL Cholesterol (Calculated)	: 41.96	mg/dL	15 - 30 mg%
Cholesterol/HDL Ratio (Calculated)	: 7.35		Normal upto 4.5


Dr. Kazumi Gondalia
M.D. (Path)
Consultant Pathologist
Reg. No. : G-21729

Dr. Manisha Shah
 MD (Path & Bact)
 Consultant Pathologist
 Reg. No. : G-15496

Dr. Jitendra Nayak
 MD (Path)
 ankit.rajput
 Consultant Pathologist
 Reg. No. : G-14786

Print Date/Time: 24/09/2022 2:21:01PM

Page 1 of 2



CIMS Hospital Private Limited

Plot No 67/1, Opp. Panchamrut Bungalows, Near Shukan Mall, Off Science City Road, Sola, Ahmedabad - 380060, Gujarat.
 1800 309 9999 CIN No. U85110GJ2001PTCO39962

Reg. No : CIMS/A/2019/270960 VisitNo : HC/240922/27 [HCV]
Patient Name : MR. MAHAMMADRIYAZ IQBALHUSAIN GHANCHI Age(Y-M-D)/Sex : 34 Y 8 M 26 D. / Male
Referring Doctor : Dr. CIMS DOCTOR Doctor :
Ward/Room : Bed :

RD/240922/420 Lab No : 2022145192 LSN : 920955 (SERUM) Sample Quality : Normal
Collection : 24/09/2022 9:25:36AM Arrival: 24/09/2022 9:44:58 Validation Time: 24/09/2022 11:41:51

LDL/HDL Ratio : 5.5 Less than 3.5
(Calculated)

Remarks :

*** END OF REPORT ***



Dr. Kazumi Gondalia
M.D. (Path)
Consultant Pathologist
Reg. No. : G-21729

Dr. Manisha Shah
MD (Path & Bact)
Consultant Pathologist
Reg. No. : G-15496

Dr. Jitendra Nayak
Print By: MD (Path) Ankita Rajput
Consultant Pathologist
Reg. No. : G-14786

Print Date/Time: 24/09/2022 2:21:01PM

Page 2 of 2




CIMS Hospital Private Limited

Reg. No : CIMS/A/2019/270960	VisitNo : HC/240922/27 [HCV]
Patient Name : MR. MAHAMMADRIYAZ IQBALHUSAIN GHANCH	Age(Y-M-D)/Sex : 34 Y 8 M 26 D. / Male
Referring Doctor : Dr. CIMS DOCTOR	Doctor :
Ward/Room :	Bed :

ORD/240922/420 Lab No : 2022145194 LSN : 920955 (Urine) Sample Quality : Normal
 Collection Time : 24/09/2022 9:25:36 Arrival : 24/09/2022 9:42:36 Validation Time : 24/09/2022 12:02:29PM

	Result	Unit	Reference Range
Urine R & M			
PHYSICAL EXAMINATION			
Quantity	20 cc		
Colour	Pale Yellow		
Transparency	Clear		
Reaction (QDS-10 Strip)	5.0		
Gravity (QDS-10 Strip)	1.025		1.005 - 1.035
CHEMICAL EXAMINATION			
U. Albumin (QDS-10 Strip/Manual)	Nil		
U. Glucose (QDS-10 Strip/Manual)	Nil		
U. Acetone (QDS-10 Strip/Manual)	Absent		
BS/BP (QDS-10 Strip/Manual)	Absent		
MICROSCOPIC EXAMINATION			
Pus Cell	Occasional	/H.P.F.	/H.P.F.
Red Blood Cell	1-2	/H.P.F.	/H.P.F.
Epithelial Cell	1-2	/H.P.F.	/H.P.F.
Cast	Not Seen		
Crystals	Not Seen		
Amorphous uria	Absent		

*** END OF REPORT ***


Dr. Kazumi Gondalia
 M.D. (Path)
 Consultant Pathologist
 Reg. No. : G-21729

Dr. Manisha Shah
 MD (Path & Bact)
 Consultant Pathologist
 Reg. No. : G-15496

Dr. Jitendra Nayak
 MD (Path)
 Consultant Pathologist
 Reg. No. : G-14786
 Print By : ankita.rajput

Print Date/Time : 24/09/2022 14:23:17

Page 1 of 1



Patient's Name : MAHAMMADRIYAZ I GHANCHI
Reg. No. (IP/OP): HC-270960
Referred By Dr. : CIMS

Age, Sex : 35Y/M
Date : 24/09/2022

USG OF ABDOMEN & PELVIS

LIVER: Liver shows bright echotexture and is normal in size. S/O Fatty liver (Grade-I-II). No evidence of focal SOL or dilatation of IHBR seen. Porta hepatis appear normal.

GALLBLADDER: Gallbladder appeared normal. No calculus or mass lesion seen.

PANCREAS: Visualised pancreas appeared normal in size and echotexture. No focal lesion, mass or pancreatitis.

SPLEEN: Spleen appears borderline enlarged (12.24cm) and normal in echotexture.

PARAAORTIC REGION: Aorta grossly appeared normal. No paraaortic lymphnodes seen.

KIDNEYS: Both kidneys appear normal in size, shape and in position. Cortex and collecting system of both kidneys appeared normal. No evidence of calculus or obstructive uropathy on either side. Right kidney: 90x41mm. Left kidney: 102x43mm.

URINARY BLADDER: Bladder appeared normal. No calculus or mass lesion is seen.

PROSTATE: Prostate appears normal in size and echotexture. Size of prostate: 26x28x27mm. Volume: 11cc.

No evidence of free fluid or collection is seen in peritoneal spaces. Normal small bowel peristalsis noted.

COMMENTS: Appearance suggests,

- Fatty liver (Grade-I-II).
- Borderline splenomegaly.

Kindly correlate clinically.

DR KIRTAN SHAH M.D. RADIODIAG. CONS. RADIOLOGIST	DR DEEPA SHAH M.D., D.M.R.E CONS. RADIOLOGIST	DR UMA MEHTA D.M.R.D. F.R.C.R CONS. RADIOLOGIST	DR NIMISH SHARMA D.M.R.D. (D.N.B.) CONS. RADIOLOGIST	DR RAVINA CHAUHAN M.D. RADIODIAG. CONS. RADIOLOGIST	DR YASH PATEL M.D., D.N.B. CONS. RADIOLOGIST	DR SUNALI DESAI MD, DNB, DM, FRCR NEURORADIOLOGIST
--	---	---	--	---	--	--

Note: This is only a radiological impression and not the final diagnosis. All diagnostic modalities have their own limitations. Therefore radiological modality report should be interpreted in correlation with clinical and pathological findings.



FOR RADIOLOGY REPORTS ONLY



Patient's Name : MAHAMMADRIYAZ I GHANCHI
Reg. No. (IP/OP): HC-270960
Referred By Dr. : CIMS

Age, Sex : 35Y/M
Date : 24/09/2022

Plain Skiagram of Chest PA standing view:
(Serial No-5405)

Both lung fields show prominent broncho-vascular markings.
No evidence of pleural effusion or pneumothorax is seen on either side.
Mediastinal shadow appears normal.
Heart size cannot be commented due to suboptimal inspiration.
Domes of diaphragm appear normal.
Bones under view appears normal.

Kindly correlate clinically

DR KIRTAN SHAH M.D. RADIOLOGIST
DR DEEPA SHAH M.D., D.M.R.E
DR UMA MEHTA D.M.R.D. F.R.C.R
DR NIMISH SHARMA D.M.R.D. (D.N.B.)
DR RAVINA CHAUHAN M.D. RADIOLOGIST
DR YASH PATEL M.D., D.N.B.
DR SUNALI DESAI MD, DNB, DM, FRCR
CONS. RADIOLOGIST
CONS. RADIOLOGIST
CONS. RADIOLOGIST
CONS. RADIOLOGIST
CONS. RADIOLOGIST
CONS. RADIOLOGIST
CONS. RADIOLOGIST NEURORADIOLOGIST

Note: This is only a radiological impression and not the final diagnosis. All diagnostic modalities have their own limitations.
Therefore radiological modality report should be interpreted in correlation with clinical and pathological findings..

FOR RADIOLOGY REPORTS ONLY

