

Patient Name : Mr.RAJ KISHORE SHARMA	Collected : 28/Sep/2024 10:03AM
Age/Gender : 42 Y 3 M 2 D/M	Received : 28/Sep/2024 01:41PM
UHID/MR No : CJPN.0000098104	Reported : 28/Sep/2024 03:15PM
Visit ID : CJPNOPV208362	Status : Final Report
Ref Doctor : Self	Sponsor Name : ARCOFEMI HEALTHCARE LIMITED
Emp/Auth/TPA ID : 22S32722	


DEPARTMENT OF HAEMATOLOGY

ARCOFEMI - MEDIWHEEL - FULL BODY ANNUAL PLUS ABOVE 50Y MALE - 2D ECHO - PAN INDIA - FY2324

Test Name	Result	Unit	Bio. Ref. Interval	Method
<b>HEMOGRAM , WHOLE BLOOD EDTA</b>				
HAEMOGLOBIN	15.4	g/dL	13-17	Spectrophotometer
PCV	45.60	%	40-50	Electronic pulse & Calculation
RBC COUNT	4.7	Million/cu.mm	4.5-5.5	Electrical Impedence
MCV	97	fL	83-101	Calculated
MCH	32.9	pg	27-32	Calculated
MCHC	33.9	g/dL	31.5-34.5	Calculated
R.D.W	14	%	11.6-14	Calculated
TOTAL LEUCOCYTE COUNT (TLC)	6,640	cells/cu.mm	4000-10000	Electrical Impedence
<b>DIFFERENTIAL LEUCOCYTIC COUNT (DLC)</b>				
NEUTROPHILS	57.5	%	40-80	Electrical Impedence
LYMPHOCYTES	32.8	%	20-40	Electrical Impedence
EOSINOPHILS	1.2	%	1-6	Electrical Impedence
MONOCYTES	7.7	%	2-10	Electrical Impedence
BASOPHILS	0.8	%	<1-2	Electrical Impedence
<b>ABSOLUTE LEUCOCYTE COUNT</b>				
NEUTROPHILS	3818	Cells/cu.mm	2000-7000	Calculated
LYMPHOCYTES	2177.92	Cells/cu.mm	1000-3000	Calculated
EOSINOPHILS	79.68	Cells/cu.mm	20-500	Calculated
MONOCYTES	511.28	Cells/cu.mm	200-1000	Calculated
BASOPHILS	53.12	Cells/cu.mm	0-100	Calculated
Neutrophil lymphocyte ratio (NLR)	1.75		0.78- 3.53	Calculated
PLATELET COUNT	189000	cells/cu.mm	150000-410000	Electrical impedence
ERYTHROCYTE SEDIMENTATION RATE (ESR)	10	mm at the end of 1 hour	0-15	Modified Westegren method
<b>PERIPHERAL SMEAR</b>				



Dr. Vidya Aniket Gore  
M.B.B.S,M.D(Pathology)  
Consultant Pathologist



Dr Priya Murthy  
M.B.B.S,M.D(Pathology)  
Consultant Pathologist

AND LIFESTYLE LIMITED- RRL BANGALORE



Patient Name	: Mr.RAJ KISHORE SHARMA	Collected	: 28/Sep/2024 10:03AM
Age/Gender	: 42 Y 3 M 2 D/M	Received	: 28/Sep/2024 01:41PM
UHID/MR No	: CJPN.0000098104	Reported	: 28/Sep/2024 03:15PM
Visit ID	: CJPNOPV208362	Status	: Final Report
Ref Doctor	: Self	Sponsor Name	: ARCOFEMI HEALTHCARE LIMITED
Emp/Auth/TPA ID	: 22S32722		

**DEPARTMENT OF HAEMATOLOGY**

**ARCOFEMI - MEDIWHEEL - FULL BODY ANNUAL PLUS ABOVE 50Y MALE - 2D ECHO - PAN INDIA - FY2324**

RBCs: are normocytic normochromic

WBCs: are normal in total number with normal distribution and morphology.


PLATELETS: appear adequate in number.

HEMOPARASITES: negative

**IMPRESSION: NORMOCYTIC NORMOCHROMIC BLOOD PICTURE**



**Dr. Vidya Aniket Gore**  
M.B.B.S,M.D(Pathology)  
Consultant Pathologist



**Dr Priya Murthy**  
M.B.B.S,M.D(Pathology)  
Consultant Pathologist

AND LIFESTYLE LIMITED- RRL BANGALORE



Patient Name : Mr.RAJ KISHORE SHARMA	Collected : 28/Sep/2024 10:03AM
Age/Gender : 42 Y 3 M 2 D/M	Received : 28/Sep/2024 01:41PM
UHID/MR No : CJPN.0000098104	Reported : 28/Sep/2024 04:27PM
Visit ID : CJPNOPV208362	Status : Final Report
Ref Doctor : Self	Sponsor Name : ARCOFEMI HEALTHCARE LIMITED
Emp/Auth/TPA ID : 22S32722	

DEPARTMENT OF HAEMATOLOGY

ARCOFEMI - MEDIWHEEL - FULL BODY ANNUAL PLUS ABOVE 50Y MALE - 2D ECHO - PAN INDIA - FY2324

Test Name	Result	Unit	Bio. Ref. Interval	Method
<b>BLOOD GROUP ABO AND RH FACTOR , WHOLE BLOOD EDTA</b>				
BLOOD GROUP TYPE	O			Microplate Hemagglutination
Rh TYPE	Positive			Microplate Hemagglutination



Dr. Vidya Aniket Gore  
M.B.B.S,M.D(Pathology)  
Consultant Pathologist



Dr Priya Murthy  
M.B.B.S,M.D(Pathology)  
Consultant Pathologist

AND LIFESTYLE LIMITED- RRL BANGALORE



Patient Name : Mr.RAJ KISHORE SHARMA	Collected : 28/Sep/2024 10:03AM
Age/Gender : 42 Y 3 M 2 D/M	Received : 28/Sep/2024 01:26PM
UHID/MR No : CJPN.0000098104	Reported : 28/Sep/2024 01:54PM
Visit ID : CJPNOPV208362	Status : Final Report
Ref Doctor : Self	Sponsor Name : ARCOFEMI HEALTHCARE LIMITED
Emp/Auth/TPA ID : 22S32722	

DEPARTMENT OF BIOCHEMISTRY

ARCOFEMI - MEDIWHEEL - FULL BODY ANNUAL PLUS ABOVE 50Y MALE - 2D ECHO - PAN INDIA - FY2324

Test Name	Result	Unit	Bio. Ref. Interval	Method
GLUCOSE, FASTING , NAF PLASMA	106	mg/dL	70-100	HEXOKINASE

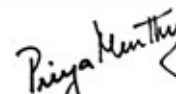
Comment:

As per American Diabetes Guidelines, 2023

Fasting Glucose Values in mg/dL	Interpretation
70-100 mg/dL	Normal
100-125 mg/dL	Prediabetes
≥126 mg/dL	Diabetes
<70 mg/dL	Hypoglycemia

Note:

- The diagnosis of Diabetes requires a fasting plasma glucose of > or = 126 mg/dL and/or a random / 2 hr post glucose value of > or = 200 mg/dL on at least 2 occasions.
- Very high glucose levels (>450 mg/dL in adults) may result in Diabetic Ketoacidosis & is considered critical.

  
 Dr Priya Murthy  
 M.B.B.S.,M.D(Pathology)  
 Consultant Pathologist





Patient Name : Mr.RAJ KISHORE SHARMA	Collected : 28/Sep/2024 10:03AM
Age/Gender : 42 Y 3 M 2 D/M	Received : 28/Sep/2024 02:43PM
UHID/MR No : CJPN.000098104	Reported : 28/Sep/2024 04:42PM
Visit ID : CJPNOPV208362	Status : Final Report
Ref Doctor : Self	Sponsor Name : ARCOFEMI HEALTHCARE LIMITED
Emp/Auth/TPA ID : 22S32722	

DEPARTMENT OF BIOCHEMISTRY

ARCOFEMI - MEDIWHEEL - FULL BODY ANNUAL PLUS ABOVE 50Y MALE - 2D ECHO - PAN INDIA - FY2324

Test Name	Result	Unit	Bio. Ref. Interval	Method
<b>HBA1C (GLYCATED HEMOGLOBIN) , WHOLE BLOOD EDTA</b>				
HBA1C, GLYCATED HEMOGLOBIN	5.6	%		HPLC
ESTIMATED AVERAGE GLUCOSE (eAG)	114	mg/dL		Calculated

**Comment:**

Reference Range as per American Diabetes Association (ADA) 2023 Guidelines:

REFERENCE GROUP	HBA1C %
NON DIABETIC	<5.7
PREDIABETES	5.7 – 6.4
DIABETES	≥ 6.5
DIABETICS	
EXCELLENT CONTROL	6 – 7
FAIR TO GOOD CONTROL	7 – 8
UNSATISFACTORY CONTROL	8 – 10
POOR CONTROL	>10

**Note:** Dietary preparation or fasting is not required.

1. HbA1c is recommended by American Diabetes Association for Diagnosing Diabetes and monitoring Glycemic Control by American Diabetes Association guidelines 2023.

2. Trends in HbA1c values is a better indicator of Glycemic control than a single test.

3. Low HbA1c in Non-Diabetic patients are associated with Anemia (Iron Deficiency/Hemolytic), Liver Disorders, Chronic Kidney Disease. Clinical Correlation is advised in interpretation of low Values.


4. Falsely low HbA1c (below 4%) may be observed in patients with clinical conditions that shorten erythrocyte life span or decrease mean erythrocyte age. HbA1c may not accurately reflect glycemic control when clinical conditions that affect erythrocyte survival are present.

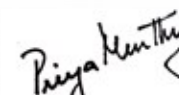
5. In cases of Interference of Hemoglobin variants in HbA1C, alternative methods (Fructosamine) estimation is recommended for Glycemic Control

A: HbF >25%

B: Homozygous Hemoglobinopathy.

(Hb Electrophoresis is recommended method for detection of Hemoglobinopathy)

  
**Dr.Govinda Raju N L**  
 MSc,PhD(Biochemistry)  
 Consultant Biochemistry

  
**Dr Priya Murthy**  
 M.B.B.S,M.D(Pathology)  
 Consultant Pathologist



THIS TEST HAS BEEN PERFORMED AT APOLLO HEALTH AND LIFESTYLE LIMITED- RRL BANGALORE  
 SIN No: JPR240903137

**Apollo Health and Lifestyle Limited** (CIN - U061107C2800PH6115849)  
 Regd. Office: 1-10-60/62, Ashoka Raghupathi Chambers, 5th Floor, Begumpet, Hyderabad, Telangana - 500 016 |  
 www.apollohl.com | Email ID: enquiry@apollohl.com, Ph No: 040-4904 7777, Fax No: 4904 7744

Address:  
 32, 100/125, Doddabangla Village, Neeladri Main Road,  
 Neeladri Nagar, Electronic city, Bengaluru,  
 Karnataka- 560034

Patient Name : Mr.RAJ KISHORE SHARMA	Collected : 28/Sep/2024 10:03AM
Age/Gender : 42 Y 3 M 2 D/M	Received : 28/Sep/2024 04:27PM
UHID/MR No : CJPN.0000098104	Reported : 28/Sep/2024 06:23PM
Visit ID : CJPNOPV208362	Status : Final Report
Ref Doctor : Self	Sponsor Name : ARCOFEMI HEALTHCARE LIMITED
Emp/Auth/TPA ID : 22S32722	

DEPARTMENT OF BIOCHEMISTRY

ARCOFEMI - MEDIWHEEL - FULL BODY ANNUAL PLUS ABOVE 50Y MALE - 2D ECHO - PAN INDIA - FY2324

Test Name	Result	Unit	Bio. Ref. Interval	Method
<b>LIPID PROFILE , SERUM</b>				
TOTAL CHOLESTEROL	198	mg/dL	<200	CHO-POD
TRIGLYCERIDES	168	mg/dL	<150	GPO-POD
HDL CHOLESTEROL	41	mg/dL	40-60	Enzymatic Immunoinhibition
NON-HDL CHOLESTEROL	157	mg/dL	<130	Calculated
LDL CHOLESTEROL	123.8	mg/dL	<100	Calculated
VLDL CHOLESTEROL	33.6	mg/dL	<30	Calculated
CHOL / HDL RATIO	4.84		0-4.97	Calculated
ATHEROGENIC INDEX (AIP)	0.25		<0.11	Calculated


**Comment:**

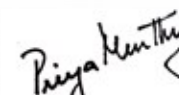
Reference Interval as per National Cholesterol Education Program (NCEP) Adult Treatment Panel III Report.

	Desirable	Borderline High	High	Very High
TOTAL CHOLESTEROL	< 200	200 - 239	≥ 240	
TRIGLYCERIDES	<150	150 - 199	200 - 499	≥ 500
LDL	Optimal < 100 Near Optimal 100-129	130 - 159	160 - 189	≥ 190
HDL	≥ 60			
NON-HDL CHOLESTEROL	Optimal <130; Above Optimal 130-159	160-189	190-219	>220

Measurements in the same patient can show physiological and analytical variations.

NCEP ATP III identifies non-HDL cholesterol as a secondary target of therapy in persons with high triglycerides.

  
Dr.Govinda Raju N L  
MSc,PhD(Biochemistry)  
Consultant Biochemistry

  
Dr Priya Murthy  
M.B.B.S,M.D(Pathology)  
Consultant Pathologist



Patient Name : Mr.RAJ KISHORE SHARMA	Collected : 28/Sep/2024 10:03AM
Age/Gender : 42 Y 3 M 2 D/M	Received : 28/Sep/2024 04:27PM
UHID/MR No : CJPN.000098104	Reported : 28/Sep/2024 06:23PM
Visit ID : CJPNOPV208362	Status : Final Report
Ref Doctor : Self	Sponsor Name : ARCOFEMI HEALTHCARE LIMITED
Emp/Auth/TPA ID : 22S32722	

DEPARTMENT OF BIOCHEMISTRY

ARCOFEMI - MEDIWHEEL - FULL BODY ANNUAL PLUS ABOVE 50Y MALE - 2D ECHO - PAN INDIA - FY2324

Test Name	Result	Unit	Bio. Ref. Interval	Method
<b>LIVER FUNCTION TEST (LFT) , SERUM</b>				
BILIRUBIN, TOTAL	1.14	mg/dL	0.3-1.2	DPD
BILIRUBIN CONJUGATED (DIRECT)	0.18	mg/dL	<0.2	DPD
BILIRUBIN (INDIRECT)	0.96	mg/dL	0.0-1.1	Dual Wavelength
ALANINE AMINOTRANSFERASE (ALT/SGPT)	25	U/L	<50	IFCC
ASPARTATE AMINOTRANSFERASE (AST/SGOT)	35.0	U/L	<50	IFCC
AST (SGOT) / ALT (SGPT) RATIO (DE RITIS)	1.4		<1.15	Calculated
ALKALINE PHOSPHATASE	71.00	U/L	30-120	IFCC
PROTEIN, TOTAL	7.64	g/dL	6.6-8.3	Biuret
ALBUMIN	4.76	g/dL	3.5-5.2	BROMO CRESOL GREEN
GLOBULIN	2.88	g/dL	2.0-3.5	Calculated
A/G RATIO	1.65		0.9-2.0	Calculated

**Comment:**

LFT results reflect different aspects of the health of the liver, i.e., hepatocyte integrity (AST & ALT), synthesis and secretion of bile (Bilirubin, ALP), cholestasis (ALP, GGT), protein synthesis (Albumin) Common patterns seen:

1. Hepatocellular Injury:

\*AST – Elevated levels can be seen. However, it is not specific to liver and can be raised in cardiac and skeletal injuries.  
 \*ALT – Elevated levels indicate hepatocellular damage. It is considered to be most specific lab test for hepatocellular injury. Values also correlate well with increasing BMI. Disproportionate increase in AST, ALT compared with ALP. AST: ALT (ratio) – In case of hepatocellular injury AST: ALT > 1 In Alcoholic Liver Disease AST: ALT usually >2. This ratio is also seen to be increased in NAFLD, Wilson's's diseases, Cirrhosis, but the increase is usually not >2.

2. Cholestatic Pattern:

\*ALP – Disproportionate increase in ALP compared with AST, ALT. ALP elevation also seen in pregnancy, impacted by age and sex. \*Bilirubin elevated- predominantly direct , To establish the hepatic origin correlation with elevated GGT helps.


3. Synthetic function impairment:

\*Albumin- Liver disease reduces albumin levels, Correlation with PT (Prothrombin Time) helps.

4. Associated tests for assessment of liver fibrosis - Fibrosis-4 and APRI Index.



Dr.Govinda Raju N L  
 MSc,PhD(Biochemistry)  
 Consultant Biochemistry



Dr Priya Murthy  
 M.B.B.S,M.D(Pathology)  
 Consultant Pathologist



THIS TEST HAS BEEN PERFORMED AT APOLLO HEALTH AND LIFESTYLE LIMITED- RRL BANGALORE  
 SIN No: JPR240903135

**Apollo Health and Lifestyle Limited**

(CIN - U061107C2800PH6115819)  
 Regd. Office: 1-10-60/62, Ashoka Raghupathi Chambers, 5th Floor, Begumpet, Hyderabad, Telangana - 500 016 |  
 www.apollohl.com | Email ID: enquiry@apollohl.com, Ph No: 040-4904 7777, Fax No: 4904 7744

Address:  
 22/10/25, Doddabangla Village, Neeladri Main Road,  
 Neeladri Nagar, Electronic city, Bengaluru,  
 Karnataka - 560034

 1860 500 7788  
 www.apolloclinic.com




Patient Name : Mr.RAJ KISHORE SHARMA	Collected : 28/Sep/2024 10:03AM
Age/Gender : 42 Y 3 M 2 D/M	Received : 28/Sep/2024 04:27PM
UHID/MR No : CJPN.0000098104	Reported : 28/Sep/2024 06:23PM
Visit ID : CJPNOPV208362	Status : Final Report
Ref Doctor : Self	Sponsor Name : ARCOFEMI HEALTHCARE LIMITED
Emp/Auth/TPA ID : 22S32722	

**DEPARTMENT OF BIOCHEMISTRY**

**ARCOFEMI - MEDIWHEEL - FULL BODY ANNUAL PLUS ABOVE 50Y MALE - 2D ECHO - PAN INDIA - FY2324**



Dr.Govinda Raju N L  
MSc,PhD(Biochemistry)  
Consultant Biochemistry



Dr Priya Murthy  
M.B.B.S,M.D(Pathology)  
Consultant Pathologist



THIS TEST HAS BEEN PERFORMED AT APOLLO HEALTH AND LIFESTYLE LIMITED- RRL BANGALORE  
SIN No:JPR240903135

**Apollo Health and Lifestyle Limited**

(CIN - U06110TC2000PHG115819)  
Regd. Office: 1-10-60/62, Ashoka Raghupathi Chambers, 5th Floor, Begumpet, Hyderabad, Telangana - 500 016 |  
www.apollohl.com | Email ID: enquiry@apollohl.com, Ph No: 040-4904 7777, Fax No: 4904 7744

Address:  
32/100/125, Doddabangla Village, Neeladri Main Road,  
Neeladri Nagar, Electronic city, Bengaluru,  
Karnataka - 560034

 **1860 500 7788**  
www.apolloclinic.com



Patient Name : Mr.RAJ KISHORE SHARMA	Collected : 28/Sep/2024 10:03AM
Age/Gender : 42 Y 3 M 2 D/M	Received : 28/Sep/2024 04:27PM
UHID/MR No : CJPN.0000098104	Reported : 28/Sep/2024 06:23PM
Visit ID : CJPNOPV208362	Status : Final Report
Ref Doctor : Self	Sponsor Name : ARCOFEMI HEALTHCARE LIMITED
Emp/Auth/TPA ID : 22S32722	


DEPARTMENT OF BIOCHEMISTRY

ARCOFEMI - MEDIWHEEL - FULL BODY ANNUAL PLUS ABOVE 50Y MALE - 2D ECHO - PAN INDIA - FY2324

Test Name	Result	Unit	Bio. Ref. Interval	Method
<b>RENAL PROFILE/KIDNEY FUNCTION TEST (RFT/KFT) , SERUM</b>				
CREATININE	0.85	mg/dL	0.84 - 1.25	Modified Jaffe, Kinetic
UREA	18.30	mg/dL	17-43	GLDH, Kinetic Assay
BLOOD UREA NITROGEN	8.6	mg/dL	8.0 - 23.0	Calculated
URIC ACID	6.94	mg/dL	3.5-7.2	Uricase PAP
CALCIUM	9.20	mg/dL	8.8-10.6	Arsenazo III
PHOSPHORUS, INORGANIC	3.05	mg/dL	2.5-4.5	Phosphomolybdate Complex
SODIUM	139	mmol/L	136-146	ISE (Indirect)
POTASSIUM	4.4	mmol/L	3.5-5.1	ISE (Indirect)
CHLORIDE	105	mmol/L	101-109	ISE (Indirect)
PROTEIN, TOTAL	7.64	g/dL	6.6-8.3	Biuret
ALBUMIN	4.76	g/dL	3.5-5.2	BROMO CRESOL GREEN
GLOBULIN	2.88	g/dL	2.0-3.5	Calculated
A/G RATIO	1.65		0.9-2.0	Calculated



Dr. Govinda Raju N L  
MSc, PhD (Biochemistry)  
Consultant Biochemistry



Dr Priya Murthy  
M.B.B.S, M.D (Pathology)  
Consultant Pathologist



THIS TEST HAS BEEN PERFORMED AT APOLLO HEALTH AND LIFESTYLE LIMITED- RRL BANGALORE  
SIN No: JPR240903135

**Apollo Health and Lifestyle Limited**

(CIN - U06110TC2800PHG115819)  
Regd. Office: 1-10-60/62, Ashoka Raghupathi Chambers, 5th Floor, Begumpet, Hyderabad, Telangana - 500 016 |  
www.apollohl.com | Email ID: enquiry@apollohl.com, Ph No: 040-4904 7777, Fax No: 4904 7744

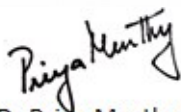
Address:  
32/100/125, Doddabangla Village, Neeladri Main Road,  
Neeladri Nagar, Electronic city, Bengaluru,  
Karnataka - 560034

Patient Name : Mr.RAJ KISHORE SHARMA	Collected : 28/Sep/2024 10:03AM
Age/Gender : 42 Y 3 M 2 D/M	Received : 28/Sep/2024 04:27PM
UHID/MR No : CJPN.0000098104	Reported : 28/Sep/2024 06:08PM
Visit ID : CJPNOPV208362	Status : Final Report
Ref Doctor : Self	Sponsor Name : ARCOFEMI HEALTHCARE LIMITED
Emp/Auth/TPA ID : 22S32722	

**DEPARTMENT OF BIOCHEMISTRY**

**ARCOFEMI - MEDIWHEEL - FULL BODY ANNUAL PLUS ABOVE 50Y MALE - 2D ECHO - PAN INDIA - FY2324**

Test Name	Result	Unit	Bio. Ref. Interval	Method
<b>GAMMA GLUTAMYL TRANSPEPTIDASE (GGT) , SERUM</b>	16.00	U/L	<55	IFCC



Dr Priya Murthy  
M.B.B.S.,M.D(Pathology)  
Consultant Pathologist



Patient Name : Mr.RAJ KISHORE SHARMA	Collected : 28/Sep/2024 10:03AM
Age/Gender : 42 Y 3 M 2 D/M	Received : 28/Sep/2024 04:35PM
UHID/MR No : CJPN.0000098104	Reported : 28/Sep/2024 05:56PM
Visit ID : CJPNOPV208362	Status : Final Report
Ref Doctor : Self	Sponsor Name : ARCOFEMI HEALTHCARE LIMITED
Emp/Auth/TPA ID : 22S32722	

DEPARTMENT OF IMMUNOLOGY

ARCOFEMI - MEDIWHEEL - FULL BODY ANNUAL PLUS ABOVE 50Y MALE - 2D ECHO - PAN INDIA - FY2324

Test Name	Result	Unit	Bio. Ref. Interval	Method
<b>THYROID PROFILE TOTAL (T3, T4, TSH) , SERUM</b>				
TRI-IODOTHYRONINE (T3, TOTAL)	1	ng/mL	0.7-2.04	CLIA
THYROXINE (T4, TOTAL)	8.9	µg/dL	5.48-14.28	CLIA
THYROID STIMULATING HORMONE (TSH)	1.926	µIU/mL	0.34-5.60	CLIA


Comment:

<b>For pregnant females</b>	<b>Bio Ref Range for TSH in uIU/ml (As per American Thyroid Association)</b>
First trimester	0.1 - 2.5
Second trimester	0.2 – 3.0
Third trimester	0.3 – 3.0

- TSH is a glycoprotein hormone secreted by the anterior pituitary. TSH activates production of T3 (Triiodothyronine) and its prohormone T4 (Thyroxine). Increased blood level of T3 and T4 inhibit production of TSH.
- TSH is elevated in primary hypothyroidism and will be low in primary hyperthyroidism. Elevated or low TSH in the context of normal free thyroxine is often referred to as sub-clinical hypo- or hyperthyroidism respectively.
- Both T4 & T3 provides limited clinical information as both are highly bound to proteins in circulation and reflects mostly inactive hormone. Only a very small fraction of circulating hormone is free and biologically active.
- Significant variations in TSH can occur with circadian rhythm, hormonal status, stress, sleep deprivation, medication & circulating antibodies.

TSH	T3	T4	FT4	Conditions
High	Low	Low	Low	Primary Hypothyroidism, Post Thyroidectomy, Chronic Autoimmune Thyroiditis
High	N	N	N	Subclinical Hypothyroidism, Autoimmune Thyroiditis, Insufficient Hormone Replacement Therapy.
N/Low	Low	Low	Low	Secondary and Tertiary Hypothyroidism
Low	High	High	High	Primary Hyperthyroidism, Goitre, Thyroiditis, Drug effects, Early Pregnancy
Low	N	N	N	Subclinical Hyperthyroidism
Low	Low	Low	Low	Central Hypothyroidism, Treatment with Hyperthyroidism
Low	N	High	High	Thyroiditis, Interfering Antibodies
N/Low	High	N	N	T3 Thyrotoxicosis, Non thyroidal causes

  
**Dr. Govinda Raju N L**  
 MSc, PhD (Biochemistry)  
 Consultant Biochemistry

  
**Dr Priya Murthy**  
 M.B.B.S, M.D (Pathology)  
 Consultant Pathologist



THIS TEST HAS BEEN PERFORMED AT APOLLO HEALTH AND LIFESTYLE LIMITED- RRL BANGALORE  
 SIN No: JPR240903134

**Apollo Health and Lifestyle Limited** (CIN - U081107C2800PH6115849)  
 Regd. Office: 1-10-60/62, Ashoka Raghupathi Chambers, 5th Floor, Begumpet, Hyderabad, Telangana - 500 016 |  
 www.apollohl.com | Email ID: enquiry@apollohl.com, Ph No: 040-4904 7777, Fax No: 4904 7744

Address:  
 Apollo Health and Lifestyle Laboratory, Neeladri Main Road,  
 Neeladri Nagar, Electronic city, Bengaluru,  
 Karnataka - 560034

  
**1860 500 7788**  
 www.apolloclinic.com



Patient Name : Mr.RAJ KISHORE SHARMA	Collected : 28/Sep/2024 10:03AM
Age/Gender : 42 Y 3 M 2 D/M	Received : 28/Sep/2024 04:35PM
UHID/MR No : CJPN.0000098104	Reported : 28/Sep/2024 05:56PM
Visit ID : CJPNOPV208362	Status : Final Report
Ref Doctor : Self	Sponsor Name : ARCOFEMI HEALTHCARE LIMITED
Emp/Auth/TPA ID : 22S32722	

**DEPARTMENT OF IMMUNOLOGY**

**ARCOFEMI - MEDIWHEEL - FULL BODY ANNUAL PLUS ABOVE 50Y MALE - 2D ECHO - PAN INDIA - FY2324**

High	High	High	High	Pituitary Adenoma; TSHoma/Thyrotropinoma
------	------	------	------	--

*Govinda Raju*  
**Dr.Govinda Raju N L**  
 MSc,PhD(Biochemistry)  
 Consultant Biochemistry

*Priya Murthy*  
**Dr Priya Murthy**  
 M.B.B.S,M.D(Pathology)  
 Consultant Pathologist



THIS TEST HAS BEEN PERFORMED AT APOLLO HEALTH AND LIFESTYLE LIMITED- RRL BANGALORE  
 SIN No:JPR240903134

**Apollo Health and Lifestyle Limited**

(CIN - U061107C2000PHG115819)  
 Regd. Office: 1-10-60/62, Ashoka Raghupathi Chambers, 5th Floor, Begumpet, Hyderabad, Telangana - 500 016 |  
 www.apollohl.com | Email ID: enquiry@apollohl.com, Ph No: 040-4904 7777, Fax No: 4904 7744

Address:  
 32/100/125, Doddabangla Village, Neeladri Main Road,  
 Neeladri Nagar, Electronic city, Bengaluru,  
 Karnataka- 560034

 **1860 500 7788**  
[www.apolloclinic.com](http://www.apolloclinic.com)

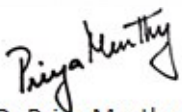
**APOLLO CLINICS NETWORK**  
 Telangana: Hyderabad (AS Rao Nagar | Chanda Nagar | Kondapur | Nallakunta | Nizampet | Manikonda | Uppal) | Andhra Pradesh: Vizag (Seethamma Peta) | Karnataka: Bangalore (Basavanagudi | Bellandur | Electronics City | Fraser Town | HSR Layout | Indira Nagar | JP Nagar | Kundalahalli | Koramangala | Sarjapur Road) | Mysore (VV Mohalla) | Tamilnadu: Chennai (Annanagar | Kotturpuram | Mogappair | T Nagar | Valasaravakkam | Velachery) | Maharashtra: Pune (Aundh | Nigdi Pradhikaran | Viman Nagar | Wanowrie) | Uttar Pradesh: Ghaziabad (Indrapuram) | Gujarat: Ahmedabad (Satellite) | Punjab: Amritsar (Court Road) | Haryana: Faridabad (Railway Station Road)

Patient Name : Mr.RAJ KISHORE SHARMA	Collected : 28/Sep/2024 10:03AM
Age/Gender : 42 Y 3 M 2 D/M	Received : 28/Sep/2024 04:35PM
UHID/MR No : CJPN.0000098104	Reported : 28/Sep/2024 05:11PM
Visit ID : CJPNOPV208362	Status : Final Report
Ref Doctor : Self	Sponsor Name : ARCOFEMI HEALTHCARE LIMITED
Emp/Auth/TPA ID : 22S32722	

**DEPARTMENT OF IMMUNOLOGY**

**ARCOFEMI - MEDIWHEEL - FULL BODY ANNUAL PLUS ABOVE 50Y MALE - 2D ECHO - PAN INDIA - FY2324**

Test Name	Result	Unit	Bio. Ref. Interval	Method
<b>TOTAL PROSTATIC SPECIFIC ANTIGEN (tPSA) , SERUM</b>	0.360	ng/mL	0-4	CLIA



Dr Priya Murthy  
M.B.B.S.,M.D(Pathology)  
Consultant Pathologist



Patient Name : Mr.RAJ KISHORE SHARMA	Collected : 28/Sep/2024 10:03AM
Age/Gender : 42 Y 3 M 2 D/M	Received : 28/Sep/2024 06:36PM
UHID/MR No : CJPN.0000098104	Reported : 28/Sep/2024 06:51PM
Visit ID : CJPNOPV208362	Status : Final Report
Ref Doctor : Self	Sponsor Name : ARCOFEMI HEALTHCARE LIMITED
Emp/Auth/TPA ID : 22S32722	

DEPARTMENT OF CLINICAL PATHOLOGY

ARCOFEMI - MEDIWHEEL - FULL BODY ANNUAL PLUS ABOVE 50Y MALE - 2D ECHO - PAN INDIA - FY2324

Test Name	Result	Unit	Bio. Ref. Interval	Method
<b>COMPLETE URINE EXAMINATION (CUE) , URINE</b>				
<b>PHYSICAL EXAMINATION</b>				
COLOUR	YELLOW		PALE YELLOW	Scattering of light
TRANSPARENCY	Clear		CLEAR	Scattering of light
pH	6.5		5-7.5	Bromothymol Blue
SP. GRAVITY	1.005		1.002-1.030	Bromothymol Blue
<b>BIOCHEMICAL EXAMINATION</b>				
URINE PROTEIN	NEGATIVE		NEGATIVE	PROTEIN ERROR OF INDICATOR
GLUCOSE	NORMAL		NEGATIVE	GOD-POD
URINE BILIRUBIN	NEGATIVE		NEGATIVE	Diazonium Salt
URINE KETONES (RANDOM)	NEGATIVE		NEGATIVE	Sodium nitro prusside
UROBILINOGEN	NORMAL		NORMAL (0.1-1.8mg/dl)	Diazonium salt
NITRITE	NEGATIVE		NEGATIVE	Sulfanilic acid
LEUCOCYTE ESTERASE	NEGATIVE		NEGATIVE	Diazonium salt
<b>CENTRIFUGED SEDIMENT WET MOUNT AND MICROSCOPY</b>				
PUS CELLS	0	/hpf	0-5	Automated Image based microscopy
EPITHELIAL CELLS	0	/hpf	< 10	Microscopy
RBC	1	/hpf	0-2	Microscopy
CASTS	NEGATIVE	/lpf	0-2 Hyaline Cast	Microscopy
CRYSTALS	NEGATIVE	/hpf	Occasional-Few	Microscopy


**Comment:**

All urine samples are checked for adequacy and suitability before examination. All abnormal chemical examination are rechecked and verified by manual methods.

Microscopy findings are reported as an average of 10 high power fields.



Dr. Vidya Aniket Gore  
M.B.B.S,M.D(Pathology)  
Consultant Pathologist



Dr Priya Murthy  
M.B.B.S,M.D(Pathology)  
Consultant Pathologist

AND LIFESTYLE LIMITED- RRL BANGALORE





Patient Name : Mr.RAJ KISHORE SHARMA	Collected : 28/Sep/2024 10:03AM
Age/Gender : 42 Y 3 M 2 D/M	Received : 28/Sep/2024 06:36PM
UHID/MR No : CJPN.0000098104	Reported : 28/Sep/2024 07:14PM
Visit ID : CJPNOPV208362	Status : Final Report
Ref Doctor : Self	Sponsor Name : ARCOFEMI HEALTHCARE LIMITED
Emp/Auth/TPA ID : 22S32722	

DEPARTMENT OF CLINICAL PATHOLOGY

ARCOFEMI - MEDIWHEEL - FULL BODY ANNUAL PLUS ABOVE 50Y MALE - 2D ECHO - PAN INDIA - FY2324

Test Name	Result	Unit	Bio. Ref. Interval	Method
URINE GLUCOSE(FASTING)	NEGATIVE		NEGATIVE	Dipstick


\*\*\* End Of Report \*\*\*

Result/s to Follow:

GLUCOSE (POST PRANDIAL) - URINE



Dr. Vidya Aniket Gore  
M.B.B.S,M.D(Pathology)  
Consultant Pathologist



Dr Priya Murthy  
M.B.B.S,M.D(Pathology)  
Consultant Pathologist

AND LIFESTYLE LIMITED- RRL BANGALORE



Patient Name : Mr.RAJ KISHORE SHARMA  
Age/Gender : 42 Y 3 M 2 D/M  
UHID/MR No : CJPN.0000098104  
Visit ID : CJPNOPV208362  
Ref Doctor : Self  
Emp/Auth/TPA ID : 22S32722

Collected : 28/Sep/2024 10:03AM  
Received : 28/Sep/2024 06:36PM  
Reported : 28/Sep/2024 07:14PM  
Status : Final Report  
Sponsor Name : ARCOFEMI HEALTHCARE LIMITED

## TERMS AND CONDITIONS GOVERNING THIS REPORT

The reported results are for information and interpretation of the referring doctor or such other medical professionals, who understand reporting units, reference ranges and limitations of technologies.

Laboratories not be responsible for any interpretation whatsoever.

It is presumed that the tests performed are, on the specimen / sample being to the patient named or identified and the verifications of the particulars have been cleared out by the patient or his / her representative at the point of generation of said specimen.

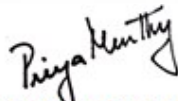
The reported results are restricted to the given specimen only. Results may vary from lab to lab and from time to time for the same parameter for the same patient.

Assays are performed in accordance with standard procedures, The reported results are dependent on individual assay methods / equipment used and quality of specimen received.

This report is not valid for medico legal purposes.



Dr. Vidya Aniket Gore  
M.B.B.S,M.D(Pathology)  
Consultant Pathologist



Dr Priya Murthy  
M.B.B.S,M.D(Pathology)  
Consultant Pathologist

AND LIFESTYLE LIMITED- RRL BANGALORE



Regd. Office: 103/102/101/100/99/98/97/96/95/94/93/92/91/90/89/88/87/86/85/84/83/82/81/80/79/78/77/76/75/74/73/72/71/70/69/68/67/66/65/64/63/62/61/60/59/58/57/56/55/54/53/52/51/50/49/48/47/46/45/44/43/42/41/40/39/38/37/36/35/34/33/32/31/30/29/28/27/26/25/24/23/22/21/20/19/18/17/16/15/14/13/12/11/10/9/8/7/6/5/4/3/2/1, Pathi Chambers, 5th Floor, Begumpet, Hyderabad, Telangana - 500 016 |  
www.apollohl.com | Email ID: enquiry@apollohl.com, Ph No: 040-4904 7777, Fax No: 4904 7744

APOLLO CLINICS NETWORK  
This test has been performed at Apollo Health & Lifestyle Ltd, RRL BANGALORE Laboratory

Telangana: Hyderabad (AS Rao Nagar | Chanda Nagar | Kondapur | Nallakunta | Nizampet | Manikonda | Uppal) | Andhra Pradesh: Vizag (Seethamma Peta) | Karnataka: Bangalore (Basavanagudi | Bellandur | Electronics City | Fraser Town | HSR Layout | Indira Nagar | JP Nagar | Kundalahalli | Koramangala | Sarjapur Road) | Mysore (VV Mohalla) | Tamilnadu: Chennai (Annanagar | Kotturpuram | Mogappair | T Nagar) | Valasaravakkam | Velachery | Maharashtra: Pune (Aundh | Nigdi Pradhikaran | Viman Nagar | Wanowrie) | Uttar Pradesh: Ghaziabad (Indrapuram) | Gujarat: Ahmedabad (Satellite) | Punjab: Amritsar (Court Road) | Haryana: Faridabad (Railway Station Road)

Address:  
323/100/123, Doddathangur Village, Neeladri Main Road,  
Neeladri Nagar, Electronic city, Bengaluru,  
Karnataka - 560034

