

Name : Mrs. SASWATI DAS (43 /F)

Date : 15/11/2024

Address : 64A DWARIK JUNGLE ROAD, HIND MOTOR, HOOGHLY, WEST BENGAL, INDIA

Examined by:

UHID : AMHL.0002454187

Package : MEDIWHEEL - FULL BODY ANNUAL PLUS CHECK ADVANCE
FEMALE HCK

AHC No : AMHLAH226937



CHIEF COMPLAINTS

For corporate health checkup

PRESENT KNOWN ILLNESS

No history of - Diabetes mellitus,
Hypertension,
Dyslipidemia, Thyroid
disorder



SYSTEMIC REVIEW

Cardiovascular system

- Nil Significant

Respiratory system

- Nil Significant

Gastrointestinal system

- Nil Significant

Genitourinary system

- Nil Significant

Gynaec history

Last menstrual period - 21/10/24; Periods - regular;
No of Children - 1; Deliveries - LSCS

Central nervous system

Head ache - occasional

Eyes

Vision - normal with glasses; Glasses - yes; Glasses
for - refractive error, reading

ENT

- Nil Significant

Musculoskeletal system

Spine and joints
- Nil Significant

Skin

- Nil Significant



Past medical history

Past medical history - nil significant



Surgical history

Caesarian section - yes



Personal history

Marital status - Married
Diet - Non Vegetarian
Alcohol - does not consume alcohol
Smoking - No
Chews tobacco - No
Physical activity - Mild



Family history

Father - alive
Mother - alive
Hypertension - father, mother
Coronary artery
disease - none
Cancer - None

PHYSICAL EXAMINATION



General

Height - 159
Weight - 85.9
BMI - 33.98
Pallor - No
Oedema - no



Cardiovascular system

Heart rate (Per minute) - 76
Rhythm - Regular
- B.P. Sitting
Systolic(mm of Hg) - 123
Diastolic(mm of Hg) - 88
Heart sounds - S1S2+

Respiratory system

Breath sounds - Normal vesicular breath sounds

Abdomen

Organomegaly - No
Tenderness - No

Ophthalmology consultation

Ophthalmology findings - OCULAR MOVEMENTS:
(RE):FULL (LE):FULL
ANTERIOR SEGMENTS:
(RE):WNL (LE):WNL
VISUAL ACUITY
DISTANCE:WITH GLASS
(RE):6/6 (LE):6/6 VISUAL
ACUITY NEAR:WITH
GLASS (RE):N6 (LE):N6
ADVICE:*To continue
present glass*Review after
1yr/SOS

Name : Mrs. SASWATI DAS (43 /F)

UHID : AMHL.0002454187

Date : 15/11/2024

Package : MEDIWHEEL - FULL BODY ANNUAL PLUS CHECK ADVANCE FEMALE HCK

AHC No : AMHLAH226937

COMPLETE HAEMOGRAM

Test Name	Result	Unit	Level	Range
Hemoglobin	13.2	g/dl		12.0-15.0
RBC COUNT	4.27	Million/ ul		3.8-4.8
Hematocrit - Hct:	39.3	%		36-46
MCV	92.1	fl		83-101
MCH	30.9	pg		27-32
MCHC	33.6	%		31.5-34.5
RDW	15.6 *	%		11.8-14.0
WBC Count	7500	/cu mm		4000-10000
Platelet Count	1.97	lacs/cu mm		1.5-4.0
Neutrophils	60	%		40-80
Lymphocytes	32	%		20-40
Monocytes	06	%		2-10
Eosinophils	02	%		01-06
Basophils	00	%		0-0
RBC:	Normocytic Normochromic cells			
Platelets:	Adequate on the smear			

ERYTHROCYTE SEDIMENTATION RATE (ESR)

Test Name	Result	Unit	Level	Range
ERYTHROCYTE SEDIMENTATION RATE (ESR)	18	mm/1st hr		0-20

URINE ROUTINE AND MICROSCOPY

Test Name	Result	Unit	Level	Range
Volume:	40	mL		
Colour:	Pale Straw			
Appearance	Slightly Turbid			
Specific Gravity	1.005			
pH:	5.5			
Albumin:	Not Detected			
Glucose	Not Detected			
Ketone:	Not Detected			
Bile Pigments	Not Detected			
RBC	Nil	/hpf		
Pus Cells	4-6	/hpf		

Epithelial Cells	2-4 /h.p.f /hpf
Casts:	Not Found
Crystals:	Not Found

URINE SUGAR - POST PRANDIAL (QUALITATIVE)

Test Name	Result	Unit	Level	Range
URINE GLUCOSE(POST PRANDIAL)	Nil			

URINE SUGAR- FASTING(QUALITATIVE)

Test Name	Result	Unit	Level	Range
URINE GLUCOSE(FASTING)	Nil			

BLOOD GROUPING AND TYPING (ABO AND RH)

Test Name	Result	Unit	Level	Range
ABO Group:	O			
Rh (D) Type:	POSITIVE			

ALT(SGPT) - SERUM

Test Name	Result	Unit	Level	Range
ALT(SGPT) - SERUM	30	U/L		0-35

ALBUMIN - SERUM

Test Name	Result	Unit	Level	Range
ALBUMIN - SERUM	4.5	g/dL		3.5-5.1

ALKALINE PHOSPHATASE - SERUM

Test Name	Result	Unit	Level	Range
ALKALINE PHOSPHATASE - SERUM	75	U/L		33-98

AST (SGOT) - SERUM

Test Name	Result	Unit	Level	Range
AST (SGOT) - SERUM	25	U/L		0-35

BILIRUBIN, TOTAL - SERUM

Test Name	Result	Unit	Level	Range
BILIRUBIN TOTAL - SERUM	0.8	mg/dL		0.3-1.2

CHOLESTEROL - SERUM

Test Name	Result	Unit	Level	Range
-----------	--------	------	-------	-------

Within Normal Range Borderline High/Low Out of Range

Name : Mrs. SASWATI DAS (43 /F)

UHID : AMHL.0002454187

Date : 15/11/2024

Package : MEDIWHEEL - FULL BODY ANNUAL PLUS CHECK ADVANCE FEMALE HCK

AHC No : AMHLAH226937

CHOLESTEROL - SERUM 172 mg/dL ● 0-200

Non-HDL Cholesterol 120

LDL CHOLESTEROL -SERUM 103 * mg/dL ● 0-100

VLDL CHOLESTEROL - SERUM (Calculated) 17 mg/dL ● 0-35

CREATININE - SERUM

Test Name Result Unit Level Range
CREATININE - SERUM 0.7 mg/dL ● 0.6-1.1

GGTP: GAMMA GLUTAMYL TRANSPEPTIDASE - SERUM

Test Name Result Unit Level Range
GGTP: GAMMA GLUTAMYL TRANSPEPTIDASE - SERUM 15 U/L ● 0-38

GLUCOSE - PLASMA (FASTING)

Test Name Result Unit Level Range
GLUCOSE - PLASMA (FASTING) 77 mg/dL ● 70-99

GLUCOSE - PLASMA (POST PRANDIAL)

Test Name Result Unit Level Range
GLUCOSE - PLASMA (POST PRANDIAL) 132 mg/dL ● 70-140

HBA1C (GLYCOSYLATED HAEMOGLOBIN)-WHOLE BLOOD

Test Name Result Unit Level Range
HBA1C (GLYCOSYLATED HAEMOGLOBIN)-WHOLE BLOOD 4.9 % ●
Nondiabetic : 4 - 5.6 %
Prediabetics : 5.7 - 6.4%
Diabetes : >= 6.5%
ADA Therapeutic goal : <7%

HDL CHOLESTEROL - SERUM

Test Name Result Unit Level Range
TC/HDL-C ratio serum 3 ● Optimal<3.5
HDL CHOLESTEROL - SERUM 52 mg/dL ● 30-70

LDL CHOLESTEROL -SERUM

Test Name Result Unit Level Range

PROTEIN TOTAL - SERUM

Test Name Result Unit Level Range
PROTEIN TOTAL - SERUM 7.6 g/dL ● 6.4-8.3
Albumin/Globulin Ratio 1.5 ● 1.0-2.0
GLOBULIN: (CALCULATED) - SERUM 3.1 g/dL ● 1.8-3.6

TOTAL T3: TRI IODOTHYRONINE - SERUM

Test Name Result Unit Level Range
TOTAL T3: TRI IODOTHYRONINE - SERUM (Electrochemiliminescence (ECLIA)) 1.1 ng/ml ● 0.8-2

TOTAL T4: THYROXINE - SERUM

Test Name Result Unit Level Range
TOTAL T4: THYROXINE - SERUM (Electrochemiliminescence (ECLIA)) 8.3 ug/dL ● 5.1-14.1

TRIGLYCERIDES - SERUM

Test Name Result Unit Level Range
TRIGLYCERIDES - SERUM 125 mg/dL ● 0-150

TSH: THYROID STIMULATING HORMONE - SERUM

Test Name Result Unit Level Range
TSH: THYROID STIMULATING HORMONE - SERUM (Electrochemiliminescence (ECLIA)) 1.43 μIU/mL ● 0.27-4.2

URIC ACID - SERUM

Test Name Result Unit Level Range
URIC ACID - SERUM 4.9 mg/dL ● 2.4-5.7

● Within Normal Range ● Borderline High/Low ● Out of Range

Name : Mrs. SASWATI DAS (43 /F)


UHID : AMHL.0002454187

Date : 15/11/2024

Package : MEDIWHEEL - FULL BODY ANNUAL PLUS CHECK ADVANCE FEMALE HCK

AHC No : AMHLAH226937


BILIRUBIN CONJUGATED (DIRECT) - SERUM

Test Name	Result	Unit	Level	Range
BILIRUBIN CONJUGATED (DIRECT) - SERUM	0.2	mg/dL		0.0-0.2

* Grade I fatty liver.

[NOTE: At times pelvic structures are not well visualized due to inadequate patient preparation / excess bowel gas shadow. However suggested clinical correlation and other investigations if clinically indicated.]




BUN (BLOOD UREA NITROGEN)

Test Name	Result	Unit	Level	Range
UREA - SERUM	10 *	mg/dL		13-43

TREADMILL TEST / STRESS TEST

STRESS TEST IS NEGATIVE FOR PROVOCABLE MYOCARDIAL ISCHAEMIA.

BUN/CREATININE RATIO

Test Name	Result	Unit	Level	Range
BUN/CREATININE RATIO	6.7			
BUN (BLOOD UREA NITROGEN)	4.7 *	mg/dL		7.0-18.0
UREA - SERUM	10 *	mg/dL		13-43
CREATININE - SERUM	0.7	mg/dL		0.6-1.1

INVESTIGATIONS NOT DONE / NOT YET REPORTED / NOT PART OF PACKAGE(LAB,RADIOLOGY & CARDIOLOGY)

Biochemistry

A/G - RATIO

X Ray

X-RAY MAMMOGRAPHY BILATERAL (MHC)

PAP SMEAR /CERVICAL SMEAR

Ref No:

AG01.C2409120

SPECIMEN TYPE:

Conventional cervical smear (Papanicolaou stain) x 1

SPECIMEN ADEQUACY:

Satisfactory for evaluation with endocervical cells.

INTERPRETATION/RESULT:

Negative for intraepithelial lesion or malignancy,with no organism

*

Dense mixed inflammation is present

X-RAY CHEST PA

* Chest skiagram does not reveal any significant abnormality.

DR. ARKADEEP DEY

DNB RESIDENT

In consultation with

EKG

SINUS RHYTHM.

LEFT AXIS DEVIATION.

POOR "R" WAVE PROGRESSION.

ULTRASOUND SCREENING WHOLE ABDOMEN



Within Normal Range



Borderline High/Low



Out of Range

Name : Mrs. SASWATI DAS (43 /F)

UHID : AMHL.0002454187

Date : 15/11/2024

Package : MEDIWHEEL - FULL BODY ANNUAL PLUS CHECK ADVANCE FEMALE HCK

AHC No : AMHLAH226937

Printed By :

AHC Physician / Consultant Internal Medicine

Note :- The Health Check-up examinations and routine investigations have certain limitations and may not be able to detect all the diseases. Any new or persisting symptoms should be brought to the attention of the Consulting Physician. Additional tests, consultations and follow up may be required in some cases.

AICVD RISK SCORE REPORT

RISK STATUS

Moderate Risk

YOUR SCORE

6

ACCEPTABLE SCORE

4

Your likelihood of developing cardiovascular disease in the next ten years is 1.3 times higher than the people of your age and gender

The AICVD risk score developed by Apollo Hospitals is a novel artificial intelligence-based risk scoring system that predicts your risk of having Coronary Artery Disease (CAD) related events in the next ten years. This scoring system uses Indian data and has been validated by multiple national and international institutions. This risk score is more than 92% accurate and has been compiled based on your physical parameters, heart health attributes, lifestyle and medical history. **Note:** The risk category is determined through the ratio between guest score and acceptable score at multiple decimal points. The outputs are shown in whole numbers.

Based on your AICVD risk score you are advised the following:

- Follow the guidance and education on **lifestyle and dietary management provided through the ProHealth program. Maintain a healthy BMI (<25). Avoid tobacco in any form and if you are a smoker, stop smoking.**
- Continue with **medications** for high blood pressure, diabetes, or dyslipidemia, if advised by your physician. Maintain HbA1c <7% (<53mmol/mol), blood pressure <140/90mmHg.
- Follow your physician's advice regarding **follow up tests, consults and annual health assessment**
- **It is recommended that you visit your physician every 6 months** if you have:
 - o Uncontrolled high blood pressure, Diabetes, Dyslipidemia, Coronary heart disease

DISCLAIMER

1. This is not a diagnostic tool and it does not guarantee accuracy of the result and cannot be acted upon independently.
2. This risk score and clinical algorithm is a general guideline for physicians. Any additional laboratory investigations, diagnostic imaging, treatment or patient education related to lifestyle management is under the physician's or cardiologist's discretion.
3. To ensure the information in the report is up to date, accurate and correct, doctor shall be consulted for interpretation of the report.
4. Apollo Hospitals and its staff does not offer any assurance on the information made available or be liable for any loss or damage as the said report is based on the AICVD risk score without any intervention from their side.
5. By usage of the AICVD risk score, it is deemed that the beneficiary of this service has agreed to get the same done at his own risk and further agrees with this disclaimer without any limitation or any clauses or sub-clauses.

The Clinical AI Models and APIs used at Apollo Hospitals are certified by ISO 13485 : 2016 vide certificate no. MD 763515