


Patient Name : MRS. URMILABEN V SOLANKI
Age / Sex : 31Y/Female
IP/Reg.No/UHID : Reg-14030 /UHID14030
Lab No : LA24009864
Referred By : Dr.SAMANVAY HOSPITAL
Bedcategory/Bed :
Mobile No : 9998228994
UHID : UHID14030
Consultant : Mr. Samanvay Hospital
Sponsor : **MEDIWHEEL**
ABHA Address :
Barcode No. : **37126,37127,37128,37129**

Bill No : OPB/1/24/10436
Sample Collected : Oct 26 2024 12:21PM
Sample Received : Oct 26 2024 12:22PM
Report On : Oct 26 2024 12:31PM
Bill Creation Date : Oct 26 2024 12:09PM
Bar Code : 
Reg No : Reg-14030
IPNo :
Passport No. :
Verified On : **Oct 26 2024 5:50PM**
ABHA Num :

Test Name

Results

Units

Biological Reference

MICRO

URINE ANALYSIS

PHYSICAL EXAMINATION

VOLUME : 30 ML
COLOUR : PALE YELLOW
APPEARANCE : CLEAR

CHEMICAL EXAMINATION

PH : 6.0 4.5 - 8.0
SPECIFIC GRAVITY : 1.020 1.000 - 1.030
PROTEIN : Negative
GLUCOSE : Negative
KETONE : Negative
BLOOD : POSITIVE(+)
UROBILINOGEN : Negative
BILE PIGMENTS : Negative
BILE SALT : Negative
NITRITE : Negative
LEUKOCYTE ESTERASE : Negative

MICROSCOPIC EXAMINATION

PUS CELLS : ↑ 8-10 CELLS/HPF 0 - 5
RBC : ↑ 4-6 RBC'S/HPF 0 - 2
EPITHELIAL CELLS : ↑ 15-20 OCC/HPF 0 - 5
CASTS : NIL
CRYSTALS : NIL

HPLC

HBA1C/ GLYOCO HB

GLYCOCYLATED HAEMOGLOBIN(HBA1C)(HPLC) : 5.20 % 4.0 - 6.0




Mrs. Neena Ravi Patel

Dr. Sweta Patel
MD (Pathology)

Prepared by

Verified By

Patient Name : MRS. URMILABEN V SOLANKI
Age / Sex : 31Y/Female
IP/Reg.No/UHID : Reg-14030 /UHID14030
Lab No : LA24009864
Referred By : Dr.SAMANVAY HOSPITAL
Bedcategory/Bed :
Mobile No : 9998228994
UHID : UHID14030
Consultant : Mr. Samanvay Hospital
Sponsor : **MEDIWHEEL**
ABHA Address :
Barcode No. : **37126,37127,37128,37129**

Bill No : OPB/1/24/10436
Sample Collected : Oct 26 2024 12:21PM
Sample Received : Oct 26 2024 12:22PM
Report On : Oct 26 2024 12:31PM
Bill Creation Date : Oct 26 2024 12:09PM
Bar Code : 
Reg No : Reg-14030
IPNo :
Passport No. :
Verified On : **Oct 26 2024 5:50PM**
ABHA Num :

Test Name	Results	Units	Biological Reference
AVERAGE BLOOD SUGAR	102.54	mg/dl	0 - 140.0
BIOCHEMISTRY			
LIPID PROFILE			
CHOLESTROL (TOTAL)(CHOD-PAP)	152.0	mg/dl	0.0 - 200.0 Desirable blood cholesterol : <200 mg/dl Borderline high blood cholesterol : 200-239 mg/dl High blood cholesterol : >239 mg/dl
TRIGLYCERIDE(GPO-METHOD)	79.6	mg/dl	0 - 161.0 NORMAL : <161 MG/DL HIGH : 161-199 MG/DL HYPERTRIGLYCERIDEMIC : 200-499 MG/DL
HDL CHOLESTEROL(DIRECT METHOD)	46.0	mg/dl	42.0 - 88.0
CHOLESTROL (TOTAL)/HDL RATIO(CALCULATED)	3.30		3.30 - 4.40
VLDL	15.92		0 - 30.0
LDL CHOLESTEROL(CALCULATED)	106		0 - 130.0
CREATININE (BLOOD)(ENZYMATIC)	↓ 0.54	mg/dl	0.6 - 1.1
UREA(UREASE-GLDH)	↓ 17.6	mg/dl	21.0 - 43.0
BUN(UREASE-GLDH)	8.22	mg/dl	5.0 - 21.0
URIC ACID	2.70	mg/dl	2.6 - 6.0
BUN CREATININE RATIO(CALCULATED)	15.2	mg/dl	10.0 - 20
LIVER FUNCTION TEST			
BILIRUBIN-TOTAL(DIAZO)	0.91	mg/dl	0.00 - 2.0
BILIRUBIN-DIRECT(DIAZO)	0.37	mg/dl	0.00 - 0.4
BILIRUBIN-INDIRECT(DIAZO)	0.54	mg/dl	0.00 - 1.10
SGOT(IFCC WITHOUT PYRIDOXAL PHOSPHATE)	14.0	U/L	0 - 31

Mrs. Neena Ravi Patel


Prepared by



Dr. Sweta Patel
MD (Pathology)

Verified By

Patient Name : MRS. URMILABEN V SOLANKI
Age / Sex : 31Y/Female
IP/Reg.No/UHID : Reg-14030 /UHID14030
Lab No : LA24009864
Referred By : Dr.SAMANVAY HOSPITAL
Bedcategory/Bed :
Mobile No : 9998228994
UHID : UHID14030
Consultant : Mr. Samanvay Hospital
Sponsor : **MEDIWHEEL**
ABHA Address :
Barcode No. : **37126,37127,37128,37129**

Bill No : OPB/1/24/10436
Sample Collected : Oct 26 2024 12:21PM
Sample Received : Oct 26 2024 12:22PM
Report On : Oct 26 2024 12:31PM
Bill Creation Date : Oct 26 2024 12:09PM
Bar Code : 
Reg No : Reg-14030
IPNo :
Passport No. :
Verified On : **Oct 26 2024 5:50PM**
ABHA Num :

Test Name	Results	Units	Biological Reference
-----------	---------	-------	----------------------

SGPT(IFCC WITHOUT PYRIDOXAL PHOSPHATE)	18.1	U/mL	0 - 34
ALKALINE PHOSPHATASE(ALKP04)* (AMP-METHOD)	66.0	U/L	42 - 141
PROTEIN (SERUM)(BIURET)	6.67	g/dl	6.4 - 8.3
ALBUMIN(BCG)	4.20	g/dl	3.5 - 5.2
GLOBULIN(CALCULATED)	2.47	g/dl	2.3 - 3.7
A/G RATIO(CALCULATED)	1.70	Ratio	1.0 - 2.0
GAMMA GT(GLUPA C METHOD)	31.0	U/L	0.0 - 58.0

IMMUNOLOGY

T3 T4 TSH

TOTAL T3(CHEMILUMINESCENCE / CLIA)	1.20	ng/ml	0.19 - 6.51
TOTAL T4(CHEMILUMINESCENCE / CLIA)	11.3	ug/dl	4.5 - 12.7
TSH(CHEMILUMINESCENCE / CLIA)	4.46	μIU/mL	0.35 - 4.78

Interpretation :

1. TSH results between 4.5 to 15.0 show considerable physiologic and seasonal variation, suggest clinical correlation or repeat testing with fresh sample.
2. TSH results between 0.1 to 0.45 requires correlation with patient age and clinical symptoms. As with increasing age, there are marked changes in thyroid hormone production, metabolism and its action resulting in an increase prevalence of sub-clinical thyroid disease.
3. TSH values may be transiently altered because of non- thyroidal illness like severe infections, liver diseases, renal and heart failure, severe burns, trauma and surgery etc.
4. Drugs that decreased TSH values e.g. L-dopa, glucocorticoid. Drugs that increase TSH values e.g. Iodine, Lithium and amiodarone.

BIOCHEMISTRY

FASTING BLOOD GLUCOSE*

FASTING BLOOD GLUCOSE(FBS)(GOD-POD)	84.9	mg/dl	74.0 - 100.0
FASTING URINE GLUCOSE	NIL		

POST BLOOD GLUCOSE(PP2)

PP2 BLOOD GLUCOSE(GOD-POD)	115.9	mg/dl	70.0 - 140.0
PP2 URINE GLUCOSE	NIL		

HEMATOLOGY




Mrs. Neena Ravi Patel

Dr. Sweta Patel
MD (Pathology)

Prepared by

Verified By

Patient Name : MRS. URMILABEN V SOLANKI
Age / Sex : 31Y/Female
IP/Reg.No/UHID : Reg-14030 /UHID14030
Lab No : LA24009864
Referred By : Dr.SAMANVAY HOSPITAL
Bedcategory/Bed :
Mobile No : 9998228994
UHID : UHID14030
Consultant : Mr. Samanvay Hospital
Sponsor : **MEDIWHEEL**
ABHA Address :
Barcode No. : **37126,37127,37128,37129**

Bill No : OPB/1/24/10436
Sample Collected : Oct 26 2024 12:21PM
Sample Received : Oct 26 2024 12:22PM
Report On : Oct 26 2024 12:31PM
Bill Creation Date : Oct 26 2024 12:09PM
Bar Code : 
Reg No : Reg-14030
IPNo :
Passport No. :
Verified On : **Oct 26 2024 5:50PM**
ABHA Num :

Test Name	Results	Units	Biological Reference
BLOOD GROUP RH	"B" POSITIVE		
CBC WITH ESR			
RBCS PARAMETER			
HAEMOGLOBIN(SLS METHOD)	↓ 11.7	g/dl	13.0 - 17.0
RBC COUNT(IMPEDENCE)	↓ 4.13	10 ⁶ /uL	4.50 - 5.50
PCV (HEAMATOCRIT)(IMPEDENCE)	↓ 35.8	%	40.0 - 50.0
MCV(CALCULATED)	86.7	fl	80.0 - 100.0
MCH(CALCULATED)	28.3	pg	27.0 - 33.0
MCHC(CALCULATED)	32.7	g/dl	32.0 - 36.0
RDW-CV(PARTICLE COUNTER(CALCULATED))	12.6	%	11.6 - 14.0
RDW-SD(PARTICLE COUNTER(CALCULATED))	40.6	fl	39 - 46
WBCS PARAMETER			
TOTAL COUNT(FLOW CYTOMETRY)	↓ 3690	/uL	4000 - 10000
DLC			
NEUTROPHILS(FLOW CYTOMETRY)	43	%	40 - 70
LYMPHOCYTES(FLOW CYTOMETRY)	↑ 42	%	20 - 40
MONOCYTES(FLOW CYTOMETRY)	07	%	2 - 8
EOSINOPHILS(FLOW CYTOMETRY)	↑ 08	%	1 - 4
BASOPHILS(FLOW CYTOMETRY)	00	%	0.0 - 1.0
ABSOLUTE NEUTROPHIL COUNT(CALCULATED)	↓ 1570.0	10 ³ /uL	2000.0 - 7000.0
ABSOLUTE LYMPHOCYTE COUNT(CALCULATED)	1570.0	10 ³ /uL	1000.0 - 3000.0
ABSOLUTE MONOCYTE COUNT(CALCULATED)	240.0	10 ³ /uL	200.0 - 1000.0
ABSOLUTE EOSINOPHIL COUNT(CALCULATED)	280.0	10 ³ /uL	20.0 - 500.0
PLATELETS PARAMETER			
PLATELET COUNT(IMPEDENCE)	150000	/uL	150000 - 450000
MPV(IMPEDENCE)	12.9	fl	8.0 - 13.0
PDW(IMPEDENCE)	↑ 18.6	fl	9.0 - 17.0

Mrs. Neena Ravi Patel

Prepared by




Dr. Sweta Patel
MD (Pathology)

Verified By

Nr. St. Kabir School, Opp. Raneshwar Temple, Vasna Road, Vadodara-15

Patient Name : MRS. URMILABEN V SOLANKI
 Age / Sex : 31Y/Female
 IP/Reg.No/UHID : Reg-14030 /UHID14030
 Lab No : LA24009864
 Referred By : Dr.SAMANVAY HOSPITAL
 Bedcategory/Bed :
 Mobile No : 9998228994
 UHID : UHID14030
 Consultant : Mr. Samanvay Hospital
 Sponsor : **MEDIWHEEL**
 ABHA Address :
 Barcode No. : **37126,37127,37128,37129**

Bill No : OPB/1/24/10436
 Sample Collected : Oct 26 2024 12:21PM
 Sample Received : Oct 26 2024 12:22PM
 Report On : Oct 26 2024 12:31PM
 Bill Creation Date : Oct 26 2024 12:09PM
 Bar Code : 
 Reg No : Reg-14030
 IPNo :
 Passport No. :
 Verified On : **Oct 26 2024 5:50PM**
 ABHA Num :

Test Name	Results	Units	Biological Reference
-----------	---------	-------	----------------------

ESR	10	mm/hr	0 - 20
-----	----	-------	--------

Comments : Microscopic examination

1. Adequacy of sampling: Satisfactory for evaluation
2. Transformation zone element: Present
3. Infection associated changes: Absent
4. Reactive cellular changes: Absent
5. Epithelial cell abnormality: Nil
6. Other elements: Absent

Comment:

Negative for intraepithelial lesion(IL) or malignancy

-----End of the Report-----

Mrs. Neena Ravi Patel

Prepared by



Dr. Sweta Patel
MD (Pathology)

Verified By

Nr. St. Kabir School, Opp. Raneshwar Temple, Vasna Road, Vadodara-15