



### HEALTH CHECK-UP SUMMARY

Name: Mahesh Kumar Singh

Date: 11/02/2023

Email ID:

Sex: M Age: 43 Years Contact No: 9725701476

Remarks:	
Under-weight	-
Normal	-
Over-weight	✓

#### i> BMI

Height (in Cm): 160 Weight (in Kg): 75 BMI: 29.3

#### ii> Blood Pressure & Pulse

110/72 mm/hg  
78/min.

If high or low, whether the person is on medication: YES /  NO

#### iii> Blood Tests & Lung Function Remarks

RS }  
CVS }  
ENS } (circled)

If abnormal, whether the person is on medication: YES /  NO

#### iv> Eye Test Remarks

Eye Test: (RT) 6/6 (LA) 6/6  
Color Vision: (2)

#### v> Heart Disease

Whether any specific heart ailment detected (ECG findings):  
normal

#### vi> Any other problems needing attention / Overall Assessment:

no

Dr. Chirag Patel  
M.B.B.S. G-49432

Signature of the Doctor

### Revival Diagnostic

401, Aqua Corridor,  
B/s. Star Bazar, Surat-395009  
Mo. 91062-28601

0261 2747788, 9825947712

4<sup>th</sup> Floor, Aqua Corridor, Hazira Road, Adajan Pal, Surat-395009.

revivaldiagnostics.surat@gmail.com

www.revivaldiagnostics.com



# REVIVAL DIAGNOSTICS

Name	MAHESH KUMAR SINGH	Age/Gender	43Yrs/Male
Reg No.	1312/23	Receipt No	5679
Referred By	BOB - MEDI WHEEL(PKG10000242)	Mode of Payment	CREDIT
Collection Type	CENTER	Collection DateTime	11-Feb-2023 08:14 AM

## **BLOOD GROUP** - 11022315 Released at 11-Feb-2023 01:20 PM

Parameter	Result	Biological Ref.Range	Method
-Blood Group	"O"		
-Rh Factor	POSITIVE		

## **CBC** - 11022313 Released at 11-Feb-2023 11:24 AM

Parameter	Result	Biological Ref.Range	Method
-Haemoglobin	14.0 gm/dL	(13.5 - 18 gm/dL)	Auto
-RBC Count	4.85 mill/cumm	(4.6 - 6.2 mill/cumm)	Auto
-Total WBC Count	6500 /cumm	(4000 - 10000 /cumm)	Auto
-Platelet Count	1.67 lakh/cumm	(1.5 - 4.5 lakh/cumm)	Auto

## **Blood Indices**

-HCT	45.1 %	(40 - 55 %)	Auto
-MCV	93.1 fl	H (80 - 92 fl)	Auto
-MCH	28.8 pg	(27 - 31 pg)	Auto
-MCHC	31.0 gm/dL	L (32 - 36 gm/dL)	Auto
-RDW	13.5 %	(11 - 15 %)	Auto

## **Diff WBC Count**

-Polymorphs	56 %	(40 - 80 %)	Microscopically
-Lymphocytes	39 %	(20 - 40 %)	Microscopically
-Eosinophils	03 %	(1 - 6 %)	Microscopically
-Monocytes	02 %	(2 - 7 %)	Microscopically
-Basophils	00 %	(0 - 1 %)	Microscopically
-PLATELET ON SMEAR	Adequate		Microscopically
-MALARIAL PARASITES	Malarial Parasites Not Detected		Microscopically

[Test performed on Fully Automated Hematology Analyzer ERBA H-360]

**Revival Diagnostics**

401-Aqua Corridor,  
Beside Star Bazar, Adajan,  
Surat-395008, Mr. 9825947712  
Dr. Shrivani Gandhi

M.B.B.S, M.D (Pathology)  
revivaldiagnostics.surat@gmail.com



0261 2747788, 9825947712



4<sup>TH</sup> Floor, Aqua Corridor, Hazira Road, Adajan Pal, Surat-395009.



www.revivaldiagnostics.com

This Medical Report Is Not Intended For Medico-legal Purposes.  
Laboratory Test Results Are Subject To Technical Limitation And Should  
Be Clinically Correlate For Final Diagnosis



# REVIVAL DIAGNOSTICS



Name	MAHESH KUMAR SINGH	Age/Gender	43Yrs/Male
Reg No.	1312/23	Receipt No	5679
Referred By	BOB - MEDI WHEEL(PKG10000242)	Mode of Payment	CREDIT
Collection Type	CENTER	Collection DateTime	11-Feb-2023 08:14 AM

**ESR** - 11022313 Released at 11-Feb-2023 11:59 AM

Parameter	Result	Biological Ref.Range	Method
-E.S.R	04 mm/hr	(1 - 10 mm/hr)	



**Revival Diagnostics**  
401-Aqua Corridor,  
Beside Star Bazar, Adajan,  
Surat-395009. Mo. 9825947712



0261 2747788, 9825947712



4<sup>th</sup> Floor, Aqua Corridor, Hazira Road, Adajan Pal, Surat-395009.



Dr. Shivangi Gandhi  
M.B.B.S, M.D (Pathology)  
revivaldiagnostics.surat@gmail.com



www.revivaldiagnostics.com

This Medical Report Is Not Intended For Medico-legal Purposes.  
Laboratory Test Results Are Subject To Technical Limitation And Should  
Be Clinically Correlate For Final Diagnosis



# REVIVAL DIAGNOSTICS

Name	MAHESH KUMAR SINGH	Age/Gender	43Yrs/Male
Reg No.	1312/23	Receipt No	5679
Referred By	BOB - MEDI WHEEL(PKG1000242)	Mode of Payment	CREDIT
Collection Type	CENTER	Collection DateTime	11-Feb-2023 08:14 AM

## FBS & PPBS - 11022314 Released at 11-Feb-2023 02:47 PM

Parameter	Result	Biological Ref.Range	Method
-Fasting Blood Sugar (FBS)	92 mg/dL	70-100 mg/dl Impaired Tolerance:100-125 Diabetes Mellitus:>=126 (On more than one occasion) (American diabetes association guidelines 2022)	
-Fasting Urine Sugar	Absent		
-Fasting Urine Acetone	Absent		
-PPBS	130 mg/dL	(90 - 140 mg/dL)	
-PP2BS URINE SUGAR	Absent		
-PP2BS URINE ACETONE	Absent		

## HBA1C - 11022313 Released at 11-Feb-2023 02:48 PM

Parameter	Result	Biological Ref.Range	Method
-HBA1C	5.5 %	HbA1C Degree of Glucose Control <5.6 % Non Diabetics 5.7 - 6.4 % Prediabetics > =6.5 % Diabetics (REF:Wallace, 11th Edition ) REMARKS: 6 - 7 % Excellent Control 7 - 8 % Good Control 8 - 10 % Unsatisfactory Control >10 % Poor Control	Boronate Affinity

-Method[] High Performance Liquid Chromatography (HPLC)

**Revival Diagnostics**  
401-Aqua Corridor,  
Beside Star Bazar, Adajan,  
Surat-395009. Mo. 9825947712



0261 2747788, 9825947712



4<sup>TH</sup> Floor, Aqua Corridor, Hazira Road, Adajan Pal, Surat-395009.



Dr. Shivangi Gandhi  
M.B.B.S, M.D (Pathology)  
revivaldiagnostics.surat@gmail.com



www.revivaldiagnostics.com

This Medical Report Is Not Intended For Medico-legal Purposes.  
Laboratory Test Results Are Subject To Technical Limitation And Should  
Be Clinically Correlate For Final Diagnosis



# REVIVAL DIAGNOSTICS

Name	MAHESH KUMAR SINGH	Age/Gender	43Yrs/Male
Reg No.	1312/23	Receipt No	5679
Referred By	BOB - MEDI WHEEL(PKG10000242)	Mode of Payment	CREDIT
Collection Type	CENTER	Collection DateTime	11-Feb-2023 08:14 AM

## LIVER FUNCTION TEST (LFT) - 11022315 Released at 11-Feb-2023 01:30 PM

Parameter	Result	Biological Ref.Range	Method
-Serum Total Bilirubin	0.4 mg/dL	(0 - 1.3 mg/dL)	Diazo
-Serum Direct Bilirubin	0.1 mg/dL	(0 - 0.4 mg/dL)	Diazo
-Serum InDirect Bilirubin	0.3 mg/dL	(0.1 - 1.3 mg/dL)	Calculated
-Total Protein (TP)	7.2 gm/dL	(6.4 - 8.3 gm/dL)	Biuret
-Albumin (ALB)	4.4 gm/dL	(3.5 - 5.2 gm/dL)	BCG
-Globulin	2.8 gm/dL	(2.3 - 3.6 gm/dL)	Calculated
-A/G Ratio	1.57 gm/dL	(1 - 2.3 gm/dL)	Calculated
-SGPT(ALT)	92 U/L	H (5 - 45 U/L)	IFCC, Kinetic without Pyridoxal Phosphate
-SGOT (AST)	74 U/L	H (0 - 35 U/L)	IFCC, Without Pyridoxal Phosphate
-Alkaline Phosph.	146 U/L	H (42 - 128 U/L)	ALP-AMP
-GGT	80 U/L	H (5 - 50 U/L)	Glupa-C

[Test performed on Fully Automated Biochemistry Analyzer ERBA EM200]

REVIVAL  
DIAGNOSTICS

**Revival Diagnostics**  
401-Aqua Corridor,  
Beside Star Bazar, Adajan,  
Surat-395009. Mo. 9825947712



0261 2747788, 9825947712



4<sup>TH</sup> Floor, Aqua Corridor, Hazira Road, Adajan Pal, Surat-395009.



Dr. Shivangi Gandhi  
M.B.B.S, M.D (Pathology)  
revivaldiagnostics.surat@gmail.com



www.revivaldiagnostics.com

This Medical Report Is Not Intended For Medico-legal Purposes.  
Laboratory Test Results Are Subject To Technical Limitation And Should  
Be Clinically Correlate For Final Diagnosis



# REVIVAL DIAGNOSTICS



Name	MAHESH KUMAR SINGH	Age/Gender	43Yrs/Male
Reg No.	1312/23	Receipt No	5679
Referred By	BOB - MEDI WHEEL(PKG10000242)	Mode of Payment	CREDIT
Collection Type	CENTER	Collection DateTime	11-Feb-2023 08:14 AM

### Creatinine - 11022315 Released at 11-Feb-2023 01:30 PM

Parameter	Result	Biological Ref.Range	Method
-Creatinine	0.7 mg/dL	(0.6 - 1.4 mg/dL)	ENZYMATIC

### BUN - 11022315 Released at 11-Feb-2023 12:30 PM

Parameter	Result	Biological Ref.Range	Method
-Blood Urea Nitrogen (BUN)	10 mg/dL	(6 - 20 mg/dL)	Calculated

### Uric Acid - 11022312 Released at 11-Feb-2023 01:30 PM

Parameter	Result	Biological Ref.Range	Method
-Uric Acid	7.1 mg/dL	(3.5 - 7.2 mg/dL)	Uricase-POD

REVIVAL  
DIAGNOSTICS

**Revival Diagnostics**  
401-Aqua Corridor,  
Beside Star Bazar, Adajan,  
Surat-395009. Mo. 9825947712

Dr. Shivangi Gandhi

M.B.B.S, M.D (Pathology)

revivaldiagnostics.surat@gmail.com



0261 2747788, 9825947712



4<sup>th</sup> Floor, Aqua Corridor, Hazira Road, Adajan Pal, Surat-395009.



revivaldiagnostics.surat@gmail.com



www.revivaldiagnostics.com

This Medical Report Is Not Intended For Medico-legal Purposes.  
Laboratory Test Results Are Subject To Technical Limitation And Should  
Be Clinically Correlate For Final Diagnosis



# REVIVAL DIAGNOSTICS



Name	<b>MAHESH KUMAR SINGH</b>	Age/Gender	<b>43Yrs/Male</b>
Reg No.	<b>1312/23</b>	Receipt No	<b>5679</b>
Referred By	<b>BOB - MEDI WHEEL(PKG10000242)</b>	Mode of Payment	<b>CREDIT</b>
Collection Type	<b>CENTER</b>	Collection DateTime	<b>11-Feb-2023 08:14 AM</b>

## Lipid Profile - 11022315 Released at 11-Feb-2023 01:31 PM

Parameter	Result	Biological Ref.Range	Method
-Serum Cholesterol	234 mg/dL	Desirable < 200 mg/dl Borderline High : 200-239 mg/dl High : > 240 mg/dl	CHOD-PAP
-Serum Triglyceride	187 mg/dL	Normal < 150 mg/dl Borderline High : 150 - 159 mg/dl High : 200 - 499 mg/dl Very High : 500 mg/dl	GPO-POD Method
-Serum HDLD(Direct)	43 mg/dL	Normal :> 55 mg/dl Borderline : 35-55 mg/dl Undesirable: < 35 mg/dl	PVS-PEGME Precipitation with CHOD-POD
-Serum VLDL	37 mg/dL	<b>H</b> (5 - 30 mg/dL)	Calculated
-Serum LDL(Direct)	154 mg/dL	Optimal:< 100 mg/dl Above Optimal : 100- 129 mg/dl Borderline High : 130-159 mg/dl High : > 160-189mg/dl Very High : >190 mg/dl	Calculated
-Chol/HDL	5.44	Low risk: <3.8 Medium Risk: 3.8 to 5.9 High Risk: > 6	Calculated
-LDL/Chol	1.52	Low risk: <3.55 Medium Risk: 3.55 to 4.0 High Risk: > 6	Calculated

[Test performed on Fully Automated Biochemistry Analyzer ERBA EM200]

## Revival Diagnostics

401-Aqua Corridor,  
Beside Star Bazar/Adajan,  
Surat-395009. Mo. 9825947712

Dr. Shivangi Gandhi

M.B.B.S, M.D (Pathology)

revivaldiagnostics.surat@gmail.com



0261 2747788, 9825947712



4<sup>TH</sup> Floor, Aqua Corridor, Hazira Road, Adajan Pal, Surat-395009.



revivaldiagnostics.surat@gmail.com



www.revivaldiagnostics.com

This Medical Report Is Not Intended For Medico-legal Purposes.  
Laboratory Test Results Are Subject To Technical Limitation And Should  
Be Clinically Correlate For Final Diagnosis



# REVIVAL DIAGNOSTICS



Name	MAHESH KUMAR SINGH	Age/Gender	43Yrs/Male
Reg No.	1312/23	Receipt No	5679
Referred By	BOB - MEDI WHEEL(PKG1000242)	Mode of Payment	CREDIT
Collection Type	CENTER	Collection DateTime	11-Feb-2023 08:14 AM

## Urine Routine & Micro Examination - 11022317 Released at 11-Feb-2023 12:41 PM

Parameter	Result	Biological Ref.Range	Method
<b>Physical Examination</b>			
-Quantity	15		Manual
-Colour	Pale Yellow	Pale Yellow	Manual
-Appearance	Clear	Clear	Manual
-Reaction (pH)	Acidic		Dipstick
-Specific Gravity	1.020		Dipstick
<b>Chemical Examination</b>			
-Proteins.	Absent		Dipstick
-Sugar	Absent		Dipstick
-Acetone.	Absent		Dipstick
-Bile Salts	Absent	Absent	Dipstick
-Bile Pigments	Absent	Absent	Dipstick
-Occult Blood Test (OBT).	Negative		Dipstick
<b>Microscopic Examination</b>			
-Pus Cells	1-2		Microscopically
-Red Blood Cells	Absent		Microscopically
-Epithelial Cells	1-2		Microscopically
-Bacteria.	Absent		Microscopically
-Crystals	Absent	Absent	Microscopically
-Others	NIL	Absent	Microscopic Examination

**Revival Diagnostics**  
401-Aqua Corridor,  
Beside Star Bazar, Adajan,  
Surat-395009. Mo. 9825947712



0261 2747788, 9825947712



4<sup>TH</sup> Floor, Aqua Corridor, Hazira Road, Adajan Pal, Surat-395009.



Dr. Shivangi Gandhi  
M.B.B.S, M.D (Pathology)  
revivaldiagnostics.surat@gmail.com



www.revivaldiagnostics.com

This Medical Report Is Not Intended For Medico-legal Purposes.  
Laboratory Test Results Are Subject To Technical Limitation And Should  
Be Clinically Correlate For Final Diagnosis





# REVIVAL DIAGNOSTICS



Name	MAHESH KUMAR SINGH	Age/Gender	43Yrs/Male
Reg No.	1312/23	Receipt No	5679
Referred By	BOB - MEDI WHEEL(PKG10000242)	Mode of Payment	CREDIT
Collection Type	CENTER	Collection DateTime	11-Feb-2023 08:14 AM

## Prostate Specific Antigen (PSA) - 11022315 Released at 11-Feb-2023 12:17 PM

Parameter	Result	Biological Ref.Range	Method
-Prostate Specific Antigen (PSA)	0.92 ng/mL	(0 - 2 ng/mL)	Fluorescence Enzyme Immunoassay

[Test performed on Fully Automated Immunology Analyzer Maglumi-600]

## Total T3 T4 TSH - 11022315 Released at 11-Feb-2023 12:16 PM

Parameter	Result	Biological Ref.Range	Method
-Total T3	0.89 ng/ml	(0.87 - 1.78 ng/ml)	Fluorescence Enzyme Immunoassay
-Total T4	6.99 ug/dl	(4.6 - 11 ug/dl)	Fluorescence Enzyme Immunoassay
-TSH	2.84 uIU/ml	0.50 - 5.50 uIU/ml 5.5 to 15 ul U/ml - Suggested	Fluorescence Enzyme Immunoassay

Clinical co-relation or Repeat test with new sample as physiological factors can give false high TSH  
Above 15uIU/ml Hypothyroid  
PREGNANT WOMEN normal ranges for TSH:  
1st Trimester : 0.0878 - 2.8293 uIU/ml  
2nd Trimester : 0.1998 - 2.7915 uIU/ml  
3rd Trimester : 0.307 - 2.9028 uIU/ml  
Ref: TIETZ Fundamentals of Clinical Chemistry

[Test performed on Fully Automated Immunology Analyzer Maglumi-600]

**Revival Diagnostics**  
401-Aqua Corridor,  
Beside Star Bazar Adajan,  
Surat-395009. Mo. 9825947712

Dr. Shivangi Gandhi

M.B.B.S, M.D (Pathology)

revivaldiagnostics.surat@gmail.com



0261 2747788, 9825947712



4<sup>TH</sup> Floor, Aqua Corridor, Hazira Road, Adajan Pal, Surat-395009.



www.revivaldiagnostics.com

This Medical Report Is Not Intended For Medico-legal Purposes.  
Laboratory Test Results Are Subject To Technical Limitation And Should  
Be Clinically Correlate For Final Diagnosis



NAME: Mahesh Kumar Singh SEX: M  
BIRTHDATE: 13/04/1979 AGE: 48

## DEPARTMENT OF OPHTHALMOLOGY

### EYE TEST:

#### 1. VISION:

RIGHT EYE - 6/6  
LEFT EYE - 6/6

#### 2. COLOR VISION:

RIGHT EYE - (10)  
LEFT EYE - (10)

#### 3. FUNDUS:

RIGHT EYE - (N)  
LEFT EYE - (N)

### REMARKS:

**Revival Diagnostic**  
Ophthalmologist/Optometrists  
401 Aqua Corridor,  
B/S. Star Bazar, Surat-395009  
Mo. 91062-28601



0261 2747788, 9825947712



4<sup>th</sup> Floor, Aqua Corridor, Hazira Road, Adajan Pal, Surat-395009.



revivaldiagnostics.surat@gmail.com



www.revivaldiagnostics.com



# REVIVAL DIAGNOSTICS

## Dental Assessment Form

NAME  
AGE

Mohesh kumar Singh  
43

DATE  
SEX

11/02/2023  
M

### \* CHIEF COMPLAINT

- A CLINICAL FEATURES :- normal
- 1 CAVIES :- 2
- 2 MISSING TOOTH :- no
- 3 MALOCCLUSION :- no
- 4 FILLING :- (1) lower (2) upper 1st molar
- B DIAGNOSIS :- normal
- C PERSONAL HISTORY :- Hygiene
- D PROVISIONAL D/G :- (1)
- E MEDICAL HISTORY :- Filling + capping
- F FINAL D/G :- (1)
- G TREATMENT PLAN :- no

CLINT SIGN

**Revival Diagnostic**

DOCTOR SIGN  
Aqua Corridor,  
B/s. Star Bazar, Surat-395009  
Mo. 91062-28601



0261 2747788, 9825947712



4<sup>th</sup> Floor, Aqua Corridor, Hazira Road, Adajan Pal, Surat-395009.

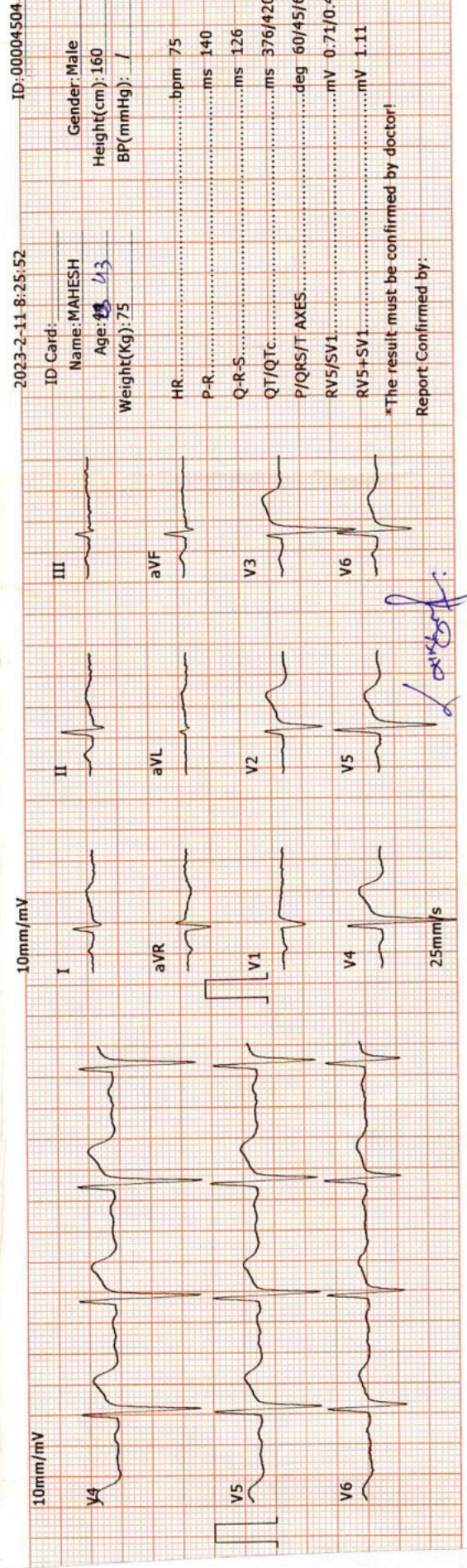
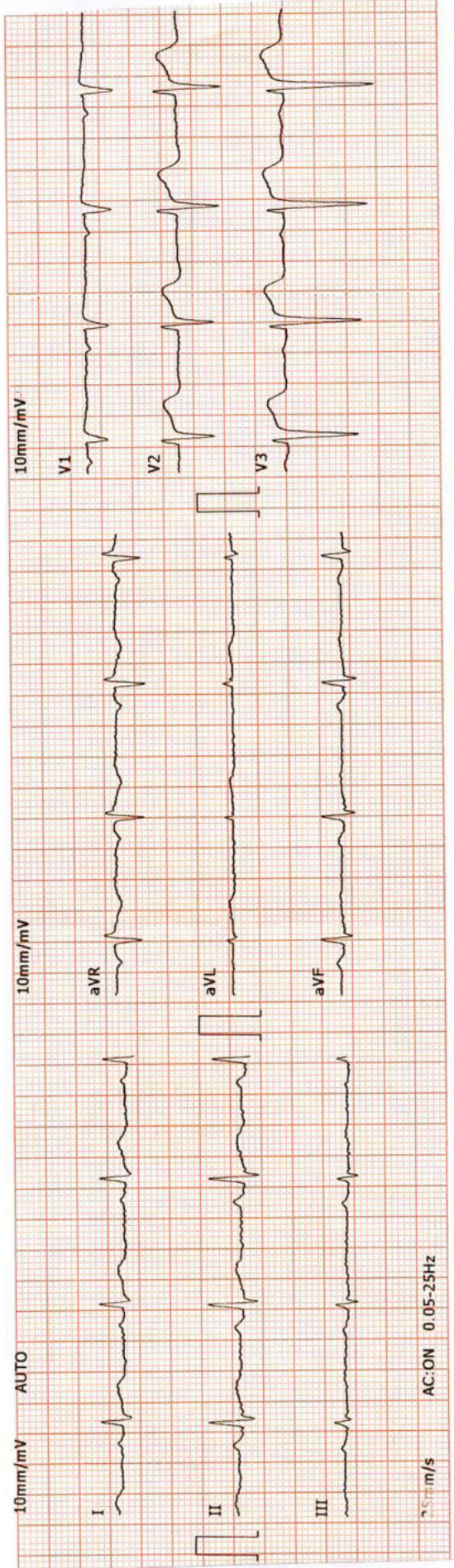


revivaldiagnostics.surat@gmail.com



www.revivaldiagnostics.com

This Medical Report Is Not Intended For Medico-legal Purposes.  
Laboratory Test Results Are Subject To Technical Limitation And Should  
Be Clinically Correlate For Final Diagnosis



2023-2-11 8:25:52 ID: 00004504

ID Card: \_\_\_\_\_  
 Name: MAHESH  
 Age: 43 / 43  
 Weight(Kg): 75

Gender: Male  
 Height(cm): 160  
 BP(mmHg): /

HR: \_\_\_\_\_ bpm 75  
 P-R: \_\_\_\_\_ ms 140  
 Q-R-S: \_\_\_\_\_ ms 126  
 QT/QTc: \_\_\_\_\_ ms 376/420  
 P/QRS/T AXES: \_\_\_\_\_ deg 60/45/60  
 RV5/SV1: \_\_\_\_\_ mV 0.71/0.40  
 RV5-SV1: \_\_\_\_\_ mV 1.11

\*The result must be confirmed by doctor!  
 Report Confirmed by: *L. Dixit*

**DR. ADITYA S. BORA**  
 MBBS, DNB, PGDCC  
 PHYSICIAN & CLINICAL CARDIOLOGIST  
 G-54906

**Revival Diagnostic**  
 401, Adug Condo,  
 B/s. Star Plaza, Sec-13, Gurgaon  
 MO. 91062-29001



# REVIVAL DIAGNOSTICS

Name	MAHESH KUMAR SINGH	Age/Gender	43Yrs/Male
Reg No.	1312/23	Receipt No	5679
Referred By	BOB - MEDI WHEEL(PKG10000242)	Mode of Payment	CREDIT
Collection Type	CENTER	Collection DateTime	11-Feb-2023 08:14 AM

## ECG

- REPORT :

1. The rhythm is sinus.
2. Heart rate is 75 beats per minute.
3. Normal P,QRS,T wave axis.
4. Normal PR,QRS,Q.T. Duration.
5. No pathological q wave or ST-T changes seen.
6. No evidence of chamber hypertrophy or enlargement seen.

IMPRESSION : ECG WITHIN NORMAL LIMITS

Signature

**Revival Diagnostic**  
401, Aqua Corridor,  
E/s. Star Bazar, Surat-395009  
Mo. 91062-28601

**DR. ADITYA S. BORA**  
MBBS, DNB, PGDCC  
PHYSICIAN & CLINICAL CARDIOLOGIST  
G-54906



0261 2747788, 9825947712



4<sup>th</sup> Floor, Aqua Corridor, Hazira Road, Adajan Pal, Surat-395009.



revivaldiagnostics.surat@gmail.com



www.revivaldiagnostics.com

This Medical Report Is Not Intended For Medico-legal Purposes.  
Laboratory Test Results Are Subject To Technical Limitation And Should  
Be Clinically Correlate For Final Diagnosis



## 2D-ECHOCARDIOGRAPHY & COLOR DOPPLER REPORT

Name:	MAHESH KUMAR SINGH	Age/Gender	43 Yrs / Male
Referred by.	MEDI WHEEL	Date	11 /02/2023

**INDICATION:** Preventive Health check up


- **CARDIAC CHAMBERS:** Left Ventricle: Normal size, Left Atrium: Normal size.
- No e/o thrombus in LA/LV.
- **Right Atrium:** Normal size. **Right Ventricle:** Normal size,
- **Normal Right Ventricular function.** (TAPSE=20mm)
- **Normal Left Ventricular systolic function. LVEF = 60% ,**  
No regional wall abnormality. No thinning / scarring / dyskinesia of LV wall.
- **No Concentric Left Ventricular Hypertrophy.** (IVSd= 11 mm),
- **LV Compliance :**  
NO Left Ventricular Diastolic Dysfunction [LVDD].
- **VALVES:**
- Structurally Normal Mitral valve/ Aortic valve/Tricuspid valve/ Pulmonary valve .  
No significant Valvular Stenosis.
- **Doppler findings:** AV max = 1.21 m/s, PV max = 0.91 m/s.  
Trivial MR, Trivial Tricuspid regurgitation.
- **No Pulmonary Arterial Hypertension.** PASP by TRjet vel.method = 23 mmHg.
- **SEPTAE:** IAS / IVS Appear Intact.
- **IVC :** Normal in dimension and shows good inspiratory 13mm collapse.
- **OTHERS:** No e/o Pericardial effusion / vegetation.

### IMPRESSION:

NORMAL LV SYSTOLIC FUNCTION, LVEF= 60 %, NO RWMA,  
NO LVH , NO LVDD , NO PAH.

### Revival Diagnostic

401, Aqua Corridor,  
B/s. Star Bazar, Surat-395009  
Mo. 91062-28601

  
DR. ADITYA BORA  
MBBS,DNB,PGDCC  
PHYSICIAN & CLINICAL  
CARDIOLOGIST



0261 2747788, 9825947712



4<sup>TH</sup> Floor, Aqua Corridor, Hazira Road, Adajan Pal, Surat-395009.



revivaldiagnostics.surat@gmail.com



www.revivaldiagnostics.com



Name	<b>MAHESH KUMAR SINGH</b>	Age/Gender	<b>43Yrs/Male</b>
Reg No.	<b>1312/23</b>	Receipt No	<b>5679</b>
Referred By	<b>BOB - MEDI WHEEL(PKG10000242)</b>	Mode of Payment	<b>CREDIT</b>
Collection Type	<b>CENTER</b>	Collection DateTime	<b>11-Feb-2023 08:14 AM</b>

## USG OF ABDOMEN & PELVIS

### **LIVER:**

**Liver is normal in size and increased echotexture.**

No evidence of focal SOL or dilatation of IHBR seen.

Portahepatis appear normal.

### **GALLBLADDER:**

Gallbladder appeared normal. No calculus or mass lesion seen.

### **PANCREAS:**

Pancreas appears normal in size and echotexture.

No focal lesion, mass or pancreatitis.

### **SPLEEN:**

Spleen appears normal in size and echotexture.

### **PARAAORTIC REGION:**

Aorta grossly appears normal.

No paraaortic lymphnodes seen.

### **KIDNEYS:**

Both kidneys appear normal in size, shape and in position.

Cortex and collecting system of both kidneys appears normal.

No evidence of calculus or obstructive uropathy on either side.

### **URINARY BLADDER:**

Bladder appears normal. No calculus or mass lesion is seen.

### **PROSTATE:**

Prostate appears normal in size and echotexture.

No evidence of free fluid in pelvis.

### **COMMENTS:**

**fatty liver**

**Dr. Chirag K. Patel**

MBBS-DMPD

Reg. No. G-23509

*Chirag K. Patel*  
**Revival Diagnostic**

Radiologist,  
4th Floor, Aqua Corridor,

Nr. Star Bazar, Hazira Main Road,

Adajan, Surat-395009.

Mo. 97266 726683



0261 2747788, 9825947712



4<sup>th</sup> Floor, Aqua Corridor, Hazira Road, Adajan Pal, Surat-395009.



revivaldiagnostics.surat@gmail.com




www.revivaldiagnostics.com



NAME: MAHESH KUMSR SINGH  
AGE: 43 YRS / MALE  
REF BY: MEDI WHEEL

31





Name	<b>MAHESH KUMAR SINGH</b>	Age/Gender	<b>43Yrs/Male</b>
Reg No.	<b>1312/23</b>	Receipt No	<b>5679</b>
Referred By	<b>BOB - MEDI WHEEL(PKG10000242)</b>	Mode of Payment	<b>CREDIT</b>
Collection Type	<b>CENTER</b>	Collection DateTime	<b>11-Feb-2023 08:14 AM</b>

### CHEST RADIOGRAPH (PA VIEW)

- Hilar shadows are within normal limits.
- Pulmonary vasculature appears normal.
- Cardiac appears normal in size.
- Both dome of the diaphragm are smooth.
- Both costophrenic recesses are clear.
- Both lung fields appear normal.
- Visualized bones and soft tissue shadows appear normal.

IMPRESSION: NORMAL STUDY.

DR. CHIRAG K PATEL  
RADIOLOGIST



**Dr. Chirag K. Patel**  
MBBS-DMPD  
Reg. No. G-23509  
*Signature*  
**Revival Diagnostic**  
4th Floor, Aqua Corridor,  
Nr. Star Bazar, Hazira Main Road,  
Adajan, Surat-395009.  
Mo. 97266 726683



0261 2747788, 9825947712



4<sup>TH</sup> Floor, Aqua Corridor, Hazira Road, Adajan Pal, Surat-395009.



revivaldiagnostics.surat@gmail.com



www.revivaldiagnostics.com