


ABI SCANS & LABSTM

Accurate | Available | Affordable

Billing Time : Aug 12, 2023, 09:14 a.m.

Collection Time : Aug 12, 2023, 10:49 a.m.

Reporting Time : Aug 12, 2023, 03:30 p.m.

Sample ID :


000522423P

Patient Name : MRS. GANDHI PRIYA A

Age / Gender : 36 years / Female

Patient ID : 138394

Referral : MediWHEEL

Scan to Validate



Test Description	Value(s)	Unit(s)	Reference Range
COMPLETE BLOOD COUNT (CBC)			
Hemoglobin (Hb)	12.0	gm/dL	12.0 - 15.0
Erythrocyte (RBC) Count	4.29	mil/cu.mm	3.8 - 4.8
Packed Cell Volume (PCV)	36.1	%	36 - 46
Mean Cell Volume (MCV)	84.15	fL	83 - 101
Mean Cell Haemoglobin (MCH)	27.97	pg	27 - 32
Mean Corpuscular Hb Concn. (MCHC)	33.24	g/dL	31.5 - 34.5
Red Cell Distribution Width (RDW)	12.8	%	11.6 - 14.0
Total Leucocytes (WBC) Count	7910	cell/cu.mm	4000-10000
Neutrophils	62	%	40 - 80
Lymphocytes	32	%	20 - 40
Monocytes	5	%	2 - 10
Eosinophils	1	%	1 - 6
Basophils	0	%	1-2
Absolute Neutrophil Count	4904.20	/c.mm	2000 - 7000
Absolute Lymphocyte Count	2531.20	/c.mm	1000 - 3000
Absolute Monocyte Count	395.50	/c.mm	200 - 1000
Absolute Eosinophil Count	79.10	/c.mm	20 - 500
Absolute Basophils Count	0	/c.mm	20 - 100
Platelet Count	319	10 ³ /ul	150 - 410
Mean Platelet Volume (MPV)	9.2	fL	7.2 - 11.7
PCT	0.29	%	0.2 - 0.5
PDW	9.9	%	9.0 - 17.0
ESR	40.0	mm/hr	12.0 - 15.0

 DR.K.MURALEKAARTHIC
MD(Patho)

594, Obli Towers,
Db Road Cowley Brown
Road Junction, Rs Puram,
Coimbatore - 641 002.

A-17, Near
Mahalingapuram
Arch, Kamaraj Road,
Pollachi - 642 002.

452/493, Miller Stop,
PN Road,
Tiruppur - 641 602.

+91 99430 99994

info@abiscans.com

www.abiscans.com


ABI SCANS & LABSTM

Accurate | Available | Affordable

Billing Time : Aug 12, 2023, 09:14 a.m.

Collection Time : Aug 12, 2023, 10:49 a.m.

Reporting Time : Aug 12, 2023, 03:30 p.m.

Sample ID :


000522423P

Patient Name : MRS. GANDHI PRIYA A

Age / Gender : 36 years / Female


Patient ID : 138394

Referral : MediWheel

Scan to Validate



Test Description	Value(s)	Unit(s)	Reference Range
<u>URINE COMPLETE ANALYSIS,</u>			
<u>Physical Examination</u>			
Quantity	40	ml	-
Colour	Pale Yellow		Pale yellow/Yellow
Appearance	Clear		Clear
Specific Gravity	1.005		1.005-1.025
pH	6.0		5.0 - 8.0
Deposit	Present		Absent
<u>Chemical Examination</u>			
Protein	Absent		Absent
Sugar	Absent		Absent
Ketones	Absent		Absent
Bile Salt	Absent		Absent
Bile Pigment	Absent		Absent
Urobilinogen	Normal		Normal
<u>Microscopic Examination (/hpf)</u>			
Pus Cell	2-4		Upto 5
Epithelial Cells	1-3		Upto 5
Red Blood Cells	Absent		Absent
Casts	Absent		Absent
Crystals	Absent		Absent
Amorphous Deposit	Absent		Absent
Yeast Cells	Absent		Absent
Bacteria	Absent		Absent
Other findings	Not seen		Not seen


 DR. K. MURALEKAARTHIC
 MD(Patho)


ABI SCANS & LABSTM

Accurate | Available | Affordable

Billing Time : Aug 12, 2023, 09:14 a.m.

Collection Time : Aug 12, 2023, 10:49 a.m.

Reporting Time : Aug 12, 2023, 03:30 p.m.

Sample ID :


000522423P

Scan to Validate


Patient Name : MRS. GANDHI PRIYA A

Age / Gender : 36 years / Female

Patient ID : 138394

Referral : MediWheel

Test Description	Value(s)	Unit(s)	Reference Range
<u>BLOOD GROUP & RH TYPING</u>			
Blood Group (ABO typing) Method : Manual-Hemagglutination	"B"		
RhD Factor (Rh Typing) Method : Manual hemagglutination	Positive		

 DR.K.MURALEKAARTHIC
MD(Patho)

594, Obli Towers,
Db Road Cowley Brown
Road Junction, Rs Puram,
Coimbatore - 641 002.

A-17, Near
Mahalingapuram
Arch, Kamaraj Road,
Pollachi - 642 002.

452/493, Miller Stop,
PN Road,
Tiruppur - 641 602.

+91 99430 99994

info@abiscans.com

www.abiscans.com



ABI SCANS & LABSTM

Accurate | Available | Affordable

Billing Time : Aug 12, 2023, 09:14 a.m.

Collection Time : Aug 12, 2023, 10:49 a.m.

Reporting Time : Aug 12, 2023, 03:30 p.m.

Sample ID :



000522423P

Patient Name : MRS. GANDHI PRIYA A

Age / Gender : 36 years / Female

Patient ID : 138394

Referral : MediWheel

Scan to Validate



Test Description	Value(s)	Unit(s)	Reference Range
------------------	----------	---------	-----------------

Glycosylated HbA1c

HbA1c (GLYCOSYLATED HEMOGLOBIN)

5.6

%

Method : (HPLC, NGSP certified)

Estimated Average Glucose :


114.02

mg/dL

-

Interpretation

As per American Diabetes Association (ADA)	
Reference Group	HbA1c in %
Non diabetic adults >=18 years	<5.7
At risk (Prediabetes)	5.7 - 6.4
Diagnosing Diabetes	>= 6.5
Therapeutic goals for glycemic control	Age > 19 years Goal of therapy: < 7.0 Action suggested: > 8.0 Age < 19 years Goal of therapy: <7.5


DR.K.MURALEKAARTHIC
MD(Patho)

594, Obli Towers,
Db Road Cowley Brown
Road Junction, Rs Puram,
Coimbatore - 641 002.

A-17, Near
Mahalingapuram
Arch, Kamaraj Road,
Pollachi - 642 002.

452/493, Miller Stop,
PN Road,
Tiruppur - 641 602.

+91 99430 99994

info@abiscans.com

www.abiscans.com


ABI SCANS & LABSTM

Accurate | Available | Affordable

Billing Time : Aug 12, 2023, 09:14 a.m.

Collection Time : Aug 12, 2023, 10:49 a.m.

Reporting Time : Aug 12, 2023, 03:30 p.m.

Sample ID :


000522423P

Scan to Validate


Patient Name : MRS. GANDHI PRIYA A

Age / Gender : 36 years / Female

Patient ID : 138394

Referral : MediWheel

Test Description	Value(s)	Unit(s)	Reference Range
<u>THYROID PROFILE TEST - TOTAL</u>			
T3-Total	96.0	ng/dL	60-200 Healthy Pregnancy First Trimester : 60-200 Second Trimester : 62-230 Third trimester : 62-230
T4-Total	8.1	ug/dL	4.52 - 12.8
TSH-Ultrasensitive Method : CLIA	2.42	uIU/mL	0.32 - 5.5 First Trimester : 0.1-2.5 Second Trimester : 0.2-3.0 Third trimester : 0.3-3.0

 DR.K.MURALEKAARTHIC
MD(Patho)

594, Obli Towers,
Db Road Cowley Brown
Road Junction, Rs Puram,
Coimbatore - 641 002.

A-17, Near
Mahalingapuram
Arch, Kamaraj Road,
Pollachi - 642 002.

452/493, Miller Stop,
PN Road,
Tiruppur - 641 602.

+91 99430 99994

info@abiscans.com

www.abiscans.com


ABI SCANS & LABSTM

Accurate | Available | Affordable

Billing Time : Aug 12, 2023, 09:14 a.m.

Collection Time : Aug 12, 2023, 10:49 a.m.

Reporting Time : Aug 12, 2023, 03:30 p.m.

Sample ID :


000522423P

Scan to Validate


Patient Name : MRS. GANDHI PRIYA A

Age / Gender : 36 years / Female


Patient ID : 138394

Referral : MediWheel

Test Description	Value(s)	Unit(s)	Reference Range
<u>LIPID PROFILE</u>			
Cholesterol-Total Method : Spectrophotometry	205.0	mg/dL	Desirable level < 200 Borderline High 200-239 High >or = 240
Triglycerides Method : Serum, Enzymatic, endpoint	75.0	mg/dL	Normal: < 150 Borderline High: 150-199 High: 200-499 Very High: >= 500
HDL Cholesterol Method : Serum, Direct measure-PEG	40.0	mg/dL	Normal: > 40 Major Risk for Heart: < 40
LDL Cholesterol Method : Enzymatic selective protection	150	mg/dL	Optimal < 100 Near / Above Optimal 100-129 Borderline High 130-159 High 160-189 Very High >or = 190
VLDL Cholesterol Method : Serum, Enzymatic	15	mg/dL	6 - 38
CHOL/HDL Ratio Method : Serum, Enzymatic	5.13		3.5 - 5.0
LDL/HDL Ratio Method : Serum, Enzymatic	3.75		2.5 - 3.5

Note:

8-10 hours fasting sample is required.


 DR.K.MURALEKAARTHIC
 MD(Patho)

594, Obli Towers,
 Db Road Cowley Brown
 Road Junction, Rs Puram,
 Coimbatore - 641 002.

A-17, Near
 Mahalingapuram
 Arch, Kamaraj Road,
 Pollachi - 642 002.

452/493, Miller Stop,
 PN Road,
 Tiruppur - 641 602.

+91 99430 99994

info@abiscans.com

www.abiscans.com


ABI SCANS & LABSTM

Accurate | Available | Affordable

Billing Time : Aug 12, 2023, 09:14 a.m.

Collection Time : Aug 12, 2023, 10:49 a.m.

Reporting Time : Aug 12, 2023, 03:30 p.m.

Sample ID :


000522423P

Patient Name : MRS. GANDHI PRIYA A

Age / Gender : 36 years / Female

Patient ID : 138394

Referral : MediWheel

Scan to Validate



Test Description	Value(s)	Unit(s)	Reference Range
<u>RENAL PROFILE</u>			
Urea Method : Uricase	14.0	mg/dL	15-36
Blood Urea Nitrogen-BUN Method : Serum, Urease	6.53	mg/dL	7 - 17
Creatinine Method : Serum, Jaffe	0.57	mg/dL	0.52-1.25
Uric Acid Method : Serum, Uricase	4.6	mg/dL	2.5 - 6.2

Remark:

In blood, Urea is usually reported as BUN and expressed in mg/dl. BUN mass units can be converted to urea mass units by multiplying by 2.14.

 DR.K.MURALEKAARTHIC
MD(Patho)

594, Obli Towers,
Db Road Cowley Brown
Road Junction, Rs Puram,
Coimbatore - 641 002.

A-17, Near
Mahalingapuram
Arch, Kamaraj Road,
Pollachi - 642 002.

452/493, Miller Stop,
PN Road,
Tiruppur - 641 602.

+91 99430 99994

info@abiscans.com

www.abiscans.com


ABI SCANS & LABSTM

Accurate | Available | Affordable

Billing Time : Aug 12, 2023, 09:14 a.m.

Collection Time : Aug 12, 2023, 10:49 a.m.

Reporting Time : Aug 12, 2023, 03:30 p.m.

Sample ID :


000522423P

Scan to Validate



Patient Name : MRS. GANDHI PRIYA A

Age / Gender : 36 years / Female

Patient ID : 138394

Referral : MediWheel

Test Description	Value(s)	Unit(s)	Reference Range
<u>LIVER FUNCTION TEST</u>			
Total Protein	7.4	g/dL	6.3-8.2
Method : Serum, Biuret, reagent blank end point			
Albumin	3.5	g/dL	3.5-5.0
Method : Serum, Bromocresol green			
Globulin	3.90	g/dL	1.8 - 3.6
Method : Serum, EIA			
A/G Ratio	0.90		1.2 - 2.2
Method : Serum, EIA			
Bilirubin - Total	0.3	mg/dL	0.3-1.2
Method : Serum, Jendrassik Grof			
Bilirubin - Direct	0.1	mg/dL	< 0.2
Method : Serum, Diazotization			
Bilirubin - Indirect	0.20	mg/dL	0.1 - 1.0
Method : Serum, Calculated			
SGOT	18.0	U/L	14-36
Method : Serum, UV with P5P, IFCC 37 degree			
SGPT	16.0	U/L	9-52
Method : Serum, UV with P5P, IFCC 37 degree			
Alkaline Phosphatase	80.0	U/L	30 - 120
Method : PNPP-AMP Buffer/Kinetic			
GGT-Gamma Glutamyl Transpeptidase	15.0	U/L	< 38
Method : Serum, G-glutamyl-carboxy-nitroanilide			


 DR.K.MURALEKAARTHIC
 MD(Patho)

594, Obli Towers,
 Db Road Cowley Brown
 Road Junction, Rs Puram,
 Coimbatore - 641 002.

A-17, Near
 Mahalingapuram
 Arch, Kamaraj Road,
 Pollachi - 642 002.

452/493, Miller Stop,
 PN Road,
 Tiruppur - 641 602.

+91 99430 99994

info@abiscans.com

www.abiscans.com



ABI SCANS & LABSTM

Accurate | Available | Affordable

Billing Time : Aug 12, 2023, 09:14 a.m.

Collection Time : Aug 12, 2023, 10:49 a.m.

Reporting Time : Aug 12, 2023, 03:30 p.m.

Sample ID :



000522423P

Patient Name : MRS. GANDHI PRIYA A

Age / Gender : 36 years / Female


Patient ID : 138394

Referral : MediWheel

Scan to Validate



Test Description	Value(s)	Unit(s)	Reference Range
<u>GLUCOSE (F)</u>			
Glucose fasting Method : GOD-POD	98.0	mg/dL	Normal: 70 - 120


DR.K.MURALEKAARTHIC
MD(Patho)

594, Obli Towers,
Db Road Cowley Brown
Road Junction, Rs Puram,
Coimbatore - 641 002.

A-17, Near
Mahalingapuram
Arch, Kamaraj Road,
Pollachi - 642 002.

452/493, Miller Stop,
PN Road,
Tiruppur - 641 602.

+91 99430 99994

info@abiscans.com

www.abiscans.com


ABI SCANS & LABSTM

Accurate | Available | Affordable

Billing Time : Aug 12, 2023, 09:14 a.m.

Collection Time : Aug 12, 2023, 10:49 a.m.

Reporting Time : Aug 12, 2023, 03:30 p.m.

Sample ID :


000522423P

Scan to Validate


Patient Name : MRS. GANDHI PRIYA A

Age / Gender : 36 years / Female

Patient ID : 138394

Referral : MediWheel

Test Description	Value(s)	Unit(s)	Reference Range
<u>GLUCOSE (PP)</u>			
Blood Glucose-Post Prandial Method : GOD-POD	116.0	mg/dL	80- 140

 DR.K.MURALEKAARTHIC
MD(Patho)

594, Obli Towers,
Db Road Cowley Brown
Road Junction, Rs Puram,
Coimbatore - 641 002.


A-17, Near
Mahalingapuram
Arch, Kamaraj Road,
Pollachi - 642 002.

452/493, Miller Stop,
PN Road,
Tiruppur - 641 602.

+91 99430 99994

info@abiscans.com

www.abiscans.com



Patient Name	MRS. GANDHI PRIYA A	Age	36Yr
Patient ID	138394	Sex	Female
Referral Dr	MEDIWHEEL	Study Date	12 Aug 2023

USG REPORT - ABDOMEN AND PELVIS

LIVER:

Is normal in size ~ 13 cm and shows increased echo texture.

No obvious focal lesion seen. No intra – Hepatic biliary radical dilatation seen.

GALL BLADDER:

Is adequately distended. No calculus or internal echoes are seen. Wall thickness is normal.

PANCREAS:

Appears normal in size and it shows uniform echo texture.

SPLEEN:

Is normal in size ~ 8.7 cm and shows uniform echogenicity.

RIGHT KIDNEY:

Right kidney measures ~ 9.7 x 3.5 cms.

The shape, size and contour of the right kidney appear normal.

Cortico medullary differentiation is within normal. No evidence of pelvicalyceal dilatation.

No calculi seen.

LEFT KIDNEY:

Left kidney measures ~ 10.1 x 3.7 cms.

The shape, size and contour of the left kidney appear normal.

Cortico medullary differentiation is within normal. No evidence of pelvicalyceal dilatation.

No calculi seen.

BLADDER:


Is normal contour. No intra luminal echoes are seen.

UTERUS:

Measures ~ 7.6 x 4 x 5.2 cms.

Endometrium is regular and normal (8.8 mm).

Cervix appears normal.



Patient Name	MRS. GANDHI PRIYA A	Age	36Yr
Patient ID	138394	Sex	Female
Referral Dr	MEDIWHEEL	Study Date	12 Aug 2023

OVARIES:

Right ovary measures ~ 2.8 x 1.6 cms.

Left ovary measures ~ 3.2 x 2 cms.

No adnexal mass lesion seen.


Pouch of Douglas is free. No free fluid in abdomen.

IMPRESSION:

- **Grade I fatty liver.**
- **No other significant abnormality seen in the present study.**

- Suggested clinical correlation.

Dr. Abinaya., MD., (RD)
Consultant Radiologist



Patient Name	MRS.GANDHI PRIYA A	Age	36Yr
Patient ID	147130	Sex	Female
Referral Dr	MEDIWHEEL	Study Date	12 Aug 2023

X-RAY - CHEST PA VIEW

OBSERVATION:

The trachea is central.
The mediastinal and cardiac silhouette are normal.
Cardiothoracic ratio is normal.
Cardiophrenic and costophrenic angles are normal.
Both hila are normal.
Lung zones are clear.
Bones of the thoracic cage are normal.
Soft tissues of the chest wall are normal.

IMPRESSION:

No significant abnormality seen.

Dr. Lokesh Babu., MD., (RD)
Consultant Radiologist