



SHARANYA
Multispeciality Hospital
BURDWAN



HAEMATOLOGY

NAME : Prasenjit Ghosh
AGE/SEX : 31 Yr(s) 8 Month(s) 20 Day(s)
REQ. NO. : ^{MALE} 01-DIRQ-PL-23-000149
REF. BY : Bank of Baroda
TAT : 3 Hrs 51 Mins

REG. NO. : 01-23-000148
REG. DATE : 02/04/2023
REQ. DATE : 02/04/2023
COLLECTION DT. : 02/04/2023
REP. DATE : 02/04/2023

INVESTIGATION

TEST METHOD

RESULT

UNIT

REFERENCE RANGE

C B C Complete Haemogram

Haemoglobin, Blood	Electronic	13.7	gm/dl	13-18
Total Red Blood Corpuscles	Electronic	4.94	million/cumm	4.5-5.5
Total White Blood Corpuscles	Electronic	4700	/cumm	4000-11000
Differential Leucocyte Count				
Neutrophils	Electronic/ Manual	66	%	45-75
Lymphocytes	Electronic/ Manual	29	%	25-45
Monocytes	Electronic/ Manual	03	%	2-5
Eosinophils	Electronic/ Manual	02	%	2-6
Basophils	Electronic/ Manual	00	%	<1
Platelet Count	Electronic/ Manual	1.85	Lakh/cumm	1.5-4.5
ESR 1st Hr	Electronic	24	mm/1st hr.	5-30
Haematocrit/PCV, Blood	Electronic	40.7	%	40-50
MCV	Electronic	82.5	fl	83-101
MCH	Electronic	27.7	Picogram	27-32
MCHC	Electronic	33.6	%	30-35
RDW	Electronic	13.2	%	11-14
Neutrophil:Lymphocyte Ratio	Calculated	2.27	-	1-3

"Note: Please correlate clinically"

End of Report

Dr. Debkumar Ray
MBBS, MD
Consultant
Biochemistry

P.B. : CHAYAN BAIRAGI

Dr. Anup Kumar Boler
MBBS, MD, Pathology
Consultant Pathologist



Bamchandaipur, N.H. 2
Purba Bardhaman-713104, West Bengal, India
Phone : +91 9475641904, +91 9233333583
E-mail : info.shranyahospital@gmail.com
Web : www.shranyahospital.com

Dr. S.G Mukhopadhyay
MD, Pathologist.
Consultant Pathologist

Dr. Binita Kangsabanik
MBBS, MD
Consultant
Microbiologist



SHARANYA
Multispeciality Hospital
BURDWAN



DEPARTMENT OF X RAY

Patient Name : Prasenjit Ghosh
Age / Sex : 31 Years / Male
Ref. By : Bank of Baroda

Reg No / Visit No : 01-23-000148/1
Requisition No : 01-DIRQ-XR-23-000036
Report Date : 02-Apr-2023

X-RAY CHEST PA VIEW.

Bronchovascular marking are bilaterally is prominent.

Domes of diaphragms are smooth and regular.

Both costophrenic angles are clear.

Mediastinum is central.

Hila shadow are normal.

Cardiac shadow is normal.

IMP: 1. Normal study.

Clinical correlation suggested.

Dr. Anoop Sastry
Consultant Radiologist



Bamchandaipur, N.H. 2
Purba Bardhaman-713104, West Bengal, India
Phone : +91 9475641904, +91 9233333583
E-mail : info.shranyahospital@gmail.com
Web : www.shranyahospital.com

CLINICAL PATHOLOGY

Patient Name : Prasenjit Ghosh
Age / Sex : 31 Years / Male
Ref. By : Bank of Baroda
Lab No :
TAT : 3 Hrs 35 Mins

Reg No / Visit No : 01-23-000148/1
Requisition No : 01-DIRQ-PL-23-000149
Requisition Date : 02-Apr-2023
Collection Date : 02-Apr-2023 09:15 AM
Report Date : 02-Apr-2023

URINE ROUTINE EXAMINATION

TEST PARAMETERS	RESULT	TEST PARAMETER	RESULT
PHYSICAL EXAMINATION		MICROSCOPICAL EXAMINATION	
VOLUME	40 ml	PUS CELLS	2-3 /HPF
COLOUR	Pale Yellow	RBC	Nil
APPEARANCE	Slightly Hazy	EPITHELIAL CELLS	2-3 /HPF
SPECIFIC GRAVITY	1.015	CASTS	Nil
		MICRO ORGANISM	Nil
CHEMICAL EXAMINATION			
REACTION	ACIDIC	CRYSTALS	NOT SEEN
PROTEIN	Nil		
GLUCOSE	Nil	PHOSPHATES	ABSENT
BLOOD	Nil	NITRITE	ABSENT
BILE PIGMENTS	ABSENT	KETONE	ABSENT
		BILE SALT	ABSENT

Prof (Dr.) Anup Kumar Boler
MBBS, MD, (path)
REG. NO- WBMC 52317

Dr. S. G. Mukhopadhyay
MBBS, MD (Path)
REG. NO- WBMC 63298

Prof (Dr.) Deb Kumar Ray
MBBS, MD (Biochemistry)
REG. NO- WBMC 54126

Dr. Binita Kongsabanik
MBBS, MD (Microbiology)
REG. NO- WBMC 74374



Banichandaipur, N.P.E. 2
Purba Barddhaman-713104, West Bengal, India
Phone : +91 9475641904, +91 9233333583
E-mail : info.sharanyahospital@gmail.com
Web : www.sharanyahospital.com
P.B. : CHAYAN BARUA



SHARANYA
Multispeciality Hospital
BURDWAN



BIOCHEMISTRY


NAME : Prasenjit Ghosh
AGE/SEX : 31 Yr(s) 8 Month(s) 20 Day(s) MALE
REQ. NO. : 01-DIRQ-PL-23-000149
REF. BY : Bank of Baroda
TAT : 2 Hrs 38 Mins

REG. NO. : 01-23-000148
REG. DATE : 02/04/2023
REQ. DATE : 02/04/2023
COLLECTION DT.: 02/04/2023
REP. DATE : 02/04/2023

<u>INVESTIGATION</u>	<u>TEST METHOD</u>	<u>RESULT</u>	<u>UNIT</u>	<u>REFERENCE RANGE</u>
<u>Lipid Profile, Serum</u>				
Total Cholesterol		180.7	mg/dl	<250
Triglycerides		87.1	mg/dl	<170
HDL Cholesterol		57.7	mg/dl	<55
LDL Cholesterol		105.58	mg/dl	<160
VLDL Cholesterol		17.42	mg/dl	10-35
<u>LIVER FUNCTION TEST</u>				
Total Bilirubin		0.61	mg/dl	0.1-1.2
Direct Bilirubin		0.23	mg/dl	<0.3
Indirect Bilirubin		0.38	mg/dl	
SGPT/ALT		15.8	U/L	<40
SGOT/AST		20.8	U/L	<40
Alkaline Phosphatase .		80.8	U/L	108-306
Total Protein		7.9	gm/dl	6.3-8.4
Albumin		5.2	gm/dl	3.5-5
Globulin		2.7	gm/dl	2.5-3.5

"Note: Please correlate clinically"

End of Report


Dr. Debkumar Ray
MBBS, MD
Consultant Biochemistry

Dr. Anup Kumar Boler
MBBS, MD, Pathology
Consultant Pathologist

Dr. S.G Mukhopadhyay
MD, Pathologist.
Consultant Pathologist

Dr. Binita Kongsabanik
MBBS, MD
Consultant
Microbiologist

P.B. : JOYDIP ADITYA



Bamchandaipur, N.H. 2
Purba Bardhaman-713104, West Bengal, India
Phone : +91 9475641904, +91 9233333583
E-mail : info.shranyahospital@gmail.com
Web : www.sharanyahospital.com



BIOCHEMISTRY

NAME : Prasenjit Ghosh
AGE/SEX : 31 Yr(s) 8 Month(s) 20 Day(s) MALE
REQ. NO. : 01-DIRQ-PL-23-000149
REF. BY : Bank of Baroda
TAT : 2 Hrs 36 Mins

REG. NO. : 01-23-000148
REG. DATE : 02/04/2023
REQ. DATE : 02/04/2023
COLLECTION DT.: 02/04/2023
REP. DATE : 02/04/2023

<u>INVESTIGATION</u>	<u>TEST METHOD</u>	<u>RESULT</u>	<u>UNIT</u>	<u>REFERENCE RANGE</u>
BUN (Blood Urea Nitrogen)		8.54	mg/dl	8-20
Creatinine, Serum		0.81	mg/dl	0.7-1.4
Uric Acid		5.71	mg/dl	3.4-7
Blood Glucose (Fasting)		99.0	mg/dl	70-110

"Note: Please correlate clinically"

End of Report


Dr. Debkumar Ray
MBBS, MD
Consultant Biochemistry

Dr. Anup Kumar Boler
MBBS, MD, Pathology
Consultant Pathologist

Dr. S.G Mukhopadhyay
MD, Pathologist.
Consultant Pathologist

Dr. Binita Kangsabanik
MBBS, MD
Consultant
Microbiologist



Makin Ga family smile...



SHARANYA
Multispeciality Hospital
BURDWAN



BIOCHEMISTRY

Patient Name : Prasenjit Ghosh
Age / Sex : 31 Years / Male
Ref. By : Bank of Baroda
Lab No :
TAT : 2 Hrs 28 Mins

Reg No / Visit No : 01-23-000148/1
Requisition No : 01-DIRQ-PL-23-000149
Requisition Date : 02-Apr-2023
Collection Date : 02-Apr-2023
Report Date : 02-Apr-2023

Sample : Blood

<u>Test Parameters</u>	<u>Result</u>	<u>Unit</u>	<u>Normal Range</u>
HbA1C (Glycosylated Hb)	4.76	%	Non Diabetics 4-6 % Target of therapy < 7% Change of therapy > 8%

Comment : Kindly Correlate Clinically.

END OF REPORT

Dr. Deb Kumar Ray
MBBS, MD
Consultant Biochemistry

Dr. Anup Kumar Boler
MBBS, MD, Pathology
Consultant Pathologist

Dr. S.G Mukhopadhyay
MD, Pathologist.
Consultant Pathologist

Dr. Binita Kangsabanik
MBBS, MD
Consultant Microbiologist



Bamchandaipur, N.H. 2
Purba Bardhaman-713104, West Bengal, India
Phone : +91 9475641904, +91 9233333583
E-mail : info.shranyahospital@gmail.com
Web : www.sharanyahospital.com



SHARANYA

Multispeciality Hospital

BURDWAN



ADVANCED BIOCHEMISTRY

NAME : Prasenjit Ghosh
AGE/SEX : 31 Yr(s) 8 Month(s) 20 Day(s)
REQ. NO. : ^{MALE} 01-DIRQ-PL-23-000149
REF. BY : Bank of Baroda
TAT : 11 Hrs 17 Mins

REG. NO. : 01-23-000148
REG. DATE : 02/04/2023
REQ. DATE : 02/04/2023
COLLECTION DT. : 02/04/2023
REP. DATE : 02/04/2023

INVESTIGATION	TEST METHOD	RESULT	UNIT	REFERENCE RANGE
T3, T4, TSH				
T3, Serum	CLIA	1.2	ng/ml	0.69-2.15
T4, Serum	CLIA	6.8	ug/dl	5.2-12.7
TSH, Serum	CLIA	1.3	uIU/ml	0.3-4.5

Method -CLIA (Snibe Maglumi-800)
"Note: Please correlate clinically"

End of Report

Dr. Debkumar Ray
MBBS, MD
Consultant
Biochemistry

Dr. Anup Kumar Boler
MBBS, MD, Pathology
Consultant Pathologist

Dr. S.G Mukhopadhyay
MD, Pathologist.
Consultant Pathologist

Dr. Binita Kongsabanik
MBBS, MD
Consultant
Microbiologist

P.S. : CHAYAN BAIRAGI



Bamchandaipur, N.H. 2
Purba Bardhaman-713104, West Bengal, India
Phone : +91 9475641904, +91 9233333583
E-mail : info.shranyahospital@gmail.com
Web : www.shranyahospital.com



SHARANYA
Multispeciality Hospital
BURDWAN



HAEMATOLOGY

NAME : Prasenjit Ghosh
AGE/SEX : 31 Yr(s) 8 Month(s) 20 Day(s) MALE
REQ. NO. : 01-DIRQ-PL-23-000149
REF. BY : Bank of Baroda
TAT : 2 Hrs 43 Mins

REG. NO. : 01-23-000148
REG. DATE : 02/04/2023
REQ. DATE : 02/04/2023
COLLECTION DT. : 02/04/2023
REP. DATE : 02/04/2023

INVESTIGATION

TEST METHOD

RESULT

Blood Grouping (ABO, Rh)

Blood Group (ABO)

" A "

Rh (D) Factor

POSITIVE

"Note: Please correlate clinically"

End of Report

Prof (Dr.) Anup Kumar Boler
MBBS, MD, (path)

Dr. S. G. Mukhopadhyay
MBBS, MD (Path)

Prof (Dr.) Debkumar Ray
MBBS, MD (Biochemistry)

Dr. Binita Kangsabanik
MBBS, MD (Microbiology)

REG. NO- WBMC 52317
P.B. : JOYDIP ADITYA


REG. NO- WBMC 63899

REG. NO- WBMC 54126

REG. NO- WBMC 74374



Bamchandaipur, N.H. 2
Purba Barddhaman-713104, West Bengal, India
Phone : +91 9475641904, +91 9233333583
E-mail : info.shranyahospital@gmail.com
Web : www.sharanyahospital.com

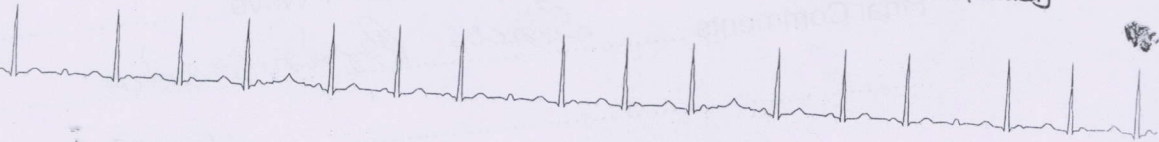



ELECTRO CARDIOGRAM

Name.....Prasenjit Ghosh.....

Ref. by Dr.Bank of Baroda.....

Age.....31 Yrs..... Sex(✓) M F Date...2/4/2023



Bamchandaipur, N.H.2, Purba Burdhaman - 703103, West Bengal, India
Phone : +91 9475641904, +91 9233333583
E-mail: info.sharanyahospital@gmail.com
Web-site: www.sharanyahospital.com

REPORT

Rate P-R Interval
Rhythm QRS Interval
QRS Complex QT Interval
ST Segment Q Wave
Other Finding T Wave
Final Comments *Sinus Bradycardia*
..... *Am*
..... *02/04/2023*

Cardiologist