



HEALTH CHECK-UP SUMMARY

Name: Niteshbhai Moicwija

Date: 28/09/2023

Email ID: _____

Sex: M Age: 37 Years Contact No: 7016430789 Remarks:

Under-weight	<input type="checkbox"/>
Normal	<input type="checkbox"/>
Over-weight	<input checked="" type="checkbox"/>

i> BMI

Height (in Cm): 175 Weight (in Kg): 95 BMI: 31

ii> Blood Pressure & Pulse

180/100 mm/hg
50/min.

If high or low, whether the person is on medication: YES NO

iii> Blood Tests & Lung Function Remarks

RS
CVS
CNS } (2)

If abnormal, whether the person is on medication: YES NO

iv> Eye Test Remarks

Eye Test: (R) G1 (L) G1
Color Vision: (2)

v> Heart Disease

Whether any specific heart ailment detected (ECG findings):
Normal

vi> Any other problems needing attention / Overall Assessment:

NO

Chirag Patel
Dr. Chirag Patel
M.B.B.S. G-49432

Signature of the Doctor

Revival Diagnostic

401, Aqua Corridor,
B/s. Star Bazar, Surat-395009
Mo. 91062-28601

Laboratory Test Result are Subject to technical limitation and should be clinically correlate for final diagnosis

4th Floor, Aqua Corridor, Hazira Road, Adajan Pal, Surat-395009.

0261 2747788, 9825947712 revivaldiagnostics.surat@gmail.com www.revivaldiagnostics.com

This medical report is not intended for medico-legal purposes.



NAME: Nileshbhai Maiswarya

EMP ID

SEX: M

AGE: 37

DEPARTMENT OF OPHTHALMOLOGY

EYE TEST:

1. VISION:

RIGHT EYE - 6/12 J. with spec
LEFT EYE - 6/12

2. COLOR VISION:

RIGHT EYE - ②
LEFT EYE - ②

3. NIGHT VISION:

RIGHT EYE - ②
LEFT EYE - ②

REMARKS:

Revival Diagnostic

401, Aqua Corridor,
B/s. Star Bazar, Surat-395009
Mo. 91062-28601

Ophthalmologist/Optometrlist

Laboratory Test Result are Subject to technical limitation and should be clinically correlate for final diagnosis

4th Floor, Aqua Corridor, Hazira Road, Adajan Pal, Surat-395009.

☎ 0261 2747788, 9825947712 ✉ revivaldiagnostics.surat@gmail.com 🌐 www.revivaldiagnostics.com

This medical report is not intended for medico-legal purposes.



Dental Assessment Form

NAME nileshbhai moiswiga
AGE 37

DATE 28/09/23
SEX M

* CHIEF COMPLAINT

- A CLINICAL FEATURES :- normal
- 1 CAVIES :- NO
2 MISSING TOOTH :- (1) lower 1st molar
3 MALOCCLUSION :- NO
4 FILLING :- NO
- B DIAGNOSIS :- normal
- C PERSONAL HISTORY :- Hygienic
- D PROVISIONAL D/G :- (1)
- E MEDICAL HISTORY :- Tooth Extractions
- F FINAL D/G :- (1)
- G TREATMENT PLAN :- NO

CLINT SIGN

Revival Diagnostics
401, A/R
B/s. Station, SURAT-395009
Mo. 91062-28601

Laboratory Test Result are Subject to technical limitation and should be clinically correlate for final diagnosis

4th Floor, Aqua Corridor, Hazira Road, Adajan Pal, Surat-395009.

☎ 0261 2747788, 9825947712 ✉ revivaldiagnostics.surat@gmail.com 🌐 www.revivaldiagnostics.com

This medical report is not intended for medico-legal purposes.



Name	MAISURIA NILESHBHAI SURESHBHAI	Age/Gender	37Yrs/Male
Reg No.	10482/23	Receipt No	7167
Referred By	Bank of Baroda (BOB) - MEDI WHEEL(PKG10000240)	Mode of Payment	CREDIT
Collection Type	CENTER	Collection DateTime	28-Sep-2023 08:31 AM

BLOOD GROUP - 28092327 Released at 29-Sep-2023 11:02 AM

Parameter	Result	Biological Ref.Range	Method
-Blood Group	"B"		
-Rh Factor	POSITIVE		

CBC - 28092325 Released at 29-Sep-2023 10:07 AM

Parameter	Result	Biological Ref.Range	Method
-Haemoglobin	13.6 gm/dL	(13.5 - 18 gm/dL)	Auto
-RBC Count	5.16 mill/cumm	(4.6 - 6.2 mill/cumm)	Auto
-Total WBC Count	6600 /cumm	(4000 - 10000 /cumm)	Auto
-Platelet Count	2.71 lakh/cumm	(1.5 - 4.5 lakh/cumm)	Auto

Blood Indices

-HCT	43.6 %	(40 - 55 %)	Auto
-MCV	84.4 fl	(80 - 92 fl)	Auto
-MCH	26.3 pg	L (27 - 31 pg)	Auto
-MCHC	31.2 gm/dL	L (32 - 36 gm/dL)	Auto
-RDW	13.8 %	(11 - 15 %)	Auto

Diff WBC Count

-Polymorphs	52 %	(40 - 80 %)	Microscopically
-Lymphocytes	43 %	H (20 - 40 %)	Microscopically
-Eosinophils	03 %	(1 - 6 %)	Microscopically
-Monocytes	02 %	(2 - 7 %)	Microscopically
-Basophils	00 %	- (0 - 1 %)	Microscopically
-PLATELET ON SMEAR	Adequate		Microscopically
-MALARIAL PARASITES	Malarial Parasites Not Detected		Microscopically

[Test performed on Fully Automated Hematology Analyzer ERBA H-360]

Revival Diagnostics

401-Aqua Corridor,
Beside Star Bazar, Adajan,
Surat-395009. Mo. 9825947712

SG

Dr. Shivangi Gandhi
M.B.B.S, M.D (Pathology)

Laboratory Test Result are Subject to technical limitation and should be clinically correlate for final diagnosis

4th Floor, Aqua Corridor, Hazira Road, Adajan Pal, Surat-395009.

0261 2747788, 9825947712 revivaldiagnostics.surat@gmail.com www.revivaldiagnostics.com

This medical report is not intended for medico-legal purposes.



Name	MAISURIA NILESHBHAI SURESHBHAI	Age/Gender	37Yrs/Male
Reg No.	10482/23	Receipt No	7167
Referred By	Bank of Baroda (BOB) - MEDI WHEEL(PKG10000240)	Mode of Payment	CREDIT
Collection Type	CENTER	Collection DateTime	28-Sep-2023 08:31 AM

ESR - 28092325 Released at 29-Sep-2023 10:20 AM

Parameter	Result	Biological Ref.Range	Method
-E.S.R	08 mm/hr	(1 - 10 mm/hr)	



REVIVAL
DIAGNOSTICS

Revival Diagnostics
401-Aqua Corridor,
Beside Star Bazar, Adajan,
Surat-395009. Tel. 9825947712

Dr. Shivangi Gandhi
M.B.B.S, M.D (Pathology)

Laboratory Test Result are Subject to technical limitation and should be clinically correlate for final diagnosis

4th Floor, Aqua Corridor, Hazira Road, Adajan Pal, Surat-395009.
☎ 0261 2747788, 9825947712 ✉ revivaldiagnostics.surat@gmail.com 🌐 www.revivaldiagnostics.com

This medical report is not intended for medico-legal purposes.



Name	MAISURIA NILESHBHAI SURESHBHAI	Age/Gender	37Yrs/Male
Reg No.	10482/23	Receipt No	7167
Referred By	Bank of Baroda (BOB) - MEDI WHEEL(PKG10000240)	Mode of Payment	CREDIT
Collection Type	CENTER	Collection DateTime	28-Sep-2023 08:31 AM

FBS & PPBS - 28092326 Released at 29-Sep-2023 11:01 AM

Parameter	Result	Biological Ref.Range	Method
-Fasting Blood Sugar (FBS)	98 mg/dL	70-100 mg/dl Impaired Tolerance:100-125 Diabetes Mellitus:>=126 (On more than one occasion) (American diabetes association guidelines 2022)	
-Fasting Urine Sugar	Absent		
-Fasting Urine Acetone	Absent		
-PPBS	115 mg/dL	(90 - 140 mg/dL)	
-PP2BS URINE SUGAR	Absent		
-PP2BS URINE ACETONE	Absent		

HBA1C - 28092325 Released at 29-Sep-2023 11:02 AM

Parameter	Result	Biological Ref.Range	Method
-HBA1C	5.4 %	HbA1C Degree of Glucose Control <5.6 % Non Diabetics 5.7 - 6.4 % Prediabetics > =6.5 % Diabetics (REF:Wallace, 11th Edition) REMARKS: 6 - 7 % Excellent Control 7 - 8 % Good Control 8 - 10 % Unsatisfactory Control >10 % Poor Control	Boronate Affinity

-Method[] High Performance Liquid Chromatography (HPLC)

Revival Diagnostics

401-Aqua Corridor,
Beside Star Bazar, Adajan,
Surat-395009. Mo. 9825947717

Dr. Shivangi Gandhi
M.B.B.S, M.D (Pathology)

Laboratory Test Result are Subject to technical limitation and should be clinically correlate for final diagnosis

4th Floor, Aqua Corridor, Hazira Road, Adajan Pal, Surat-395009.

0261 2747788, 9825947712 revivaldiagnostics.surat@gmail.com www.revivaldiagnostics.com

This medical report is not intended for medico-legal purposes.



Name	MAISURIA NILESHBHAI SURESHBHAI	Age/Gender	37Yrs/Male
Reg No.	10482/23	Receipt No	7167
Referred By	Bank of Baroda (BOB) - MEDI WHEEL(PKG10000240)	Mode of Payment	CREDIT
Collection Type	CENTER	Collection DateTime	28-Sep-2023 08:31 AM

LIVER FUNCTION TEST (LFT) - 28092327 Released at 29-Sep-2023 11:01 AM

Parameter	Result	Biological Ref.Range	Method
-Serum Total Bilirubin	0.5 mg/dL	(0 - 1.3 mg/dL)	Diazo
-Serum Direct Bilirubin	0.2 mg/dL	(0 - 0.4 mg/dL)	Diazo
-Serum InDirect Bilirubin	0.3 mg/dL	(0.1 - 1.3 mg/dL)	Calculated
-Total Protein (TP)	7.1 gm/dL	(6.4 - 8.3 gm/dL)	Buret
-Albumin (ALB)	4.3 gm/dL	(3.5 - 5.2 gm/dL)	BCG
-Globulin	2.8 gm/dL	(2.3 - 3.6 gm/dL)	Calculated
-A/G Ratio	1.54 gm/dL	(1 - 2.3 gm/dL)	Calculated
-SGPT(ALT)	20 U/L	(5 - 45 U/L)	IFCC, Kinetic without Pyridoxal Phosphate
-SGOT (AST)	15 U/L	(0 - 35 U/L)	IFCC, Without Pyridoxal Phosphate
-Alkaline Phosph.	57 U/L	(42 - 128 U/L)	ALP-AMP
-GGT	17 U/L	(5 - 50 U/L)	Glupa-C

[Test performed on Fully Automated Biochemistry Analyzer ERBA EM200]



Name	MAISURIA NILESHBHAI SURESHBHAI	Age/Gender	37Yrs/Male
Reg No.	10482/23	Receipt No	7167
Referred By	Bank of Baroda (BOB) - MEDI WHEEL (PKG10000240)	Mode of Payment	CREDIT
Collection Type	CENTER	Collection DateTime	28-Sep-2023 08:31 AM

Creatinine - 28092327 Released at 29-Sep-2023 11:02 AM

Parameter	Result	Biological Ref.Range	Method
-Creatinine	0.6 mg/dL	(0.6 - 1.4 mg/dL)	ENZYMATIC

BUN - 28092327 Released at 29-Sep-2023 11:02 AM


Parameter	Result	Biological Ref.Range	Method
-Blood Urea Nitrogen (BUN)	9 mg/dL	(6 - 20 mg/dL)	Calculated

Uric Acid - 28092324 Released at 29-Sep-2023 11:02 AM

Parameter	Result	Biological Ref.Range	Method
-Uric Acid	6.3 mg/dL	(3.5 - 7.2 mg/dL)	Uricase-POD



Revival Diagnostics
401-Aqua Corridor,
Beside Star Bazar, Adajan,
Surat-395009. Mo. 9825947717


Dr. Shivangi Gandhi
M.B.B.S, M.D (Pathology)

Laboratory Test Result are Subject to technical limitation and should be clinically correlate for final diagnosis

📍 4th Floor, Aqua Corridor, Hazira Road, Adajan Pal, Surat-395009.
☎ 0261 2747788, 9825947712 ✉ revivaldiagnostics.surat@gmail.com 🌐 www.revivaldiagnostics.com

This medical report is not intended for medico-legal purposes.



Name	MAISURIA NILESHBHAI SURESHBHAI	Age/Gender	37Yrs/Male
Reg No.	10482/23	Receipt No	7167
Referred By	Bank of Baroda (BOB) - MEDI WHEEL(PKG10000240)	Mode of Payment	CREDIT
Collection Type	CENTER	Collection DateTime	28-Sep-2023 08:31 AM

Lipid Profile - 28092327 Released at 29-Sep-2023 11:03 AM

Parameter	Result	Biological Ref.Range	Method
-Serum Cholesterol	163 mg/dL	Desirable < 200 mg/dl Borderline High : 200-239 mg/dl High : > 240 mg/dl	CHOD-PAP
-Serum Triglyceride	311 mg/dL	H Normal < 150 mg/dl Borderline High : 150 - 199 mg/dl High : 200 - 499 mg/dl Very High : 500 mg/dl	GPO-POD Method
-Serum HDL(Direct)	49 mg/dL	Normal >= 55 mg/dl Borderline : 35-55 mg/dl Undesirable: < 35 mg/dl	PVS-PEGME Precipitation with CHOD-POD
-Serum VLDL	62 mg/dL	H (5 - 30 mg/dL)	Calculated
-Serum LDL(Direct)	52 mg/dL	Optimal:< 100 mg/dl Above Optimal : 100- 129 mg/dl Borderline High : 130-159 mg/dl High : > 160-189mg/dl Very High : >190 mg/dl	Calculated
-Chol/HDL	3.33	Low risk: <3.8 Medium Risk: 3.8 to 5.9 High Risk: > 6	Calculated
-LDL/Chol	3.15	Low risk: <3.55 Medium Risk: 3.55 to 4.0 High Risk: > 6	Calculated

[Test performed on Fully Automated Biochemistry Analyzer ERBA EM200]

Revival Diagnostics

401-Aqua Corridor,
Beside Star Bazar, Adajan,
Surat-395009. Mo. 9825947712

Dr. Shivangi Gandhi
M.B.B.S, M.D (Pathology)

Laboratory Test Result are Subject to technical limitation and should be clinically correlate for final diagnosis

4th Floor, Aqua Corridor, Hazira Road, Adajan Pal, Surat-395009.

0261 2747788, 9825947712 revivaldiagnostics.surat@gmail.com www.revivaldiagnostics.com

This medical report is not intended for medico-legal purposes.




Name	MAISURIA NILESHBHAI SURESHBHAI	Age/Gender	37Yrs/Male
Reg No.	10482/23	Receipt No	7167
Referred By	Bank of Baroda (BOB) - MEDI WHEEL(PKG10000240)	Mode of Payment	CREDIT
Collection Type	CENTER	Collection DateTime	28-Sep-2023 08:31 AM

Urine Routine & Micro Examination - 28092329 Released at 29-Sep-2023 10:41 AM

Parameter	Result	Biological Ref.Range	Method
Physical Examination			
-Quantity	30		Manual
-Colour	Pale Yellow	Pale Yellow	Manual
-Appearance	Clear	Clear	Manual
-Reaction (pH)	Acidic		Dipstick
-Specific Gravity	1.030		Dipstick
Chemical Examination			
-Proteins	Absent		Dipstick
-Sugar	Absent		Dipstick
-Acetone	Absent		Dipstick
-Bile Salts	Absent	Absent	Dipstick
-Bile Pigments	Absent	Absent	Dipstick
-Occult Blood Test (OBT)	Negative		Dipstick
Microscopic Examination			
-Pus Cells	Occasional		Microscopically
-Red Blood Cells	Absent		Microscopically
-Epithelial Cells	Occasional		Microscopically
-Bacteria	Absent		Microscopically
-Crystals	Absent	Absent	Microscopically
-Others	NIL	Absent	Microscopic Examination

Revival Diagnostics
401-Aqua Corridor,
Beside Star Bazar, Adajan,
Surat-395 009. Mo: 9825947712


Dr. Shivangi Gandhi
M.B.B.S, M.D (Pathology)

Laboratory Test Result are Subject to technical limitation and should be clinically correlate for final diagnosis

📍 4th Floor, Aqua Corridor, Hazira Road, Adajan Pal, Surat-395009.
☎ 0261 2747788, 9825947712 ✉ revivaldiagnostics.surat@gmail.com 🌐 www.revivaldiagnostics.com

This medical report is not intended for medico-legal purposes.



Name	MAISURIA NILESHBHAI SURESHBHAI	Age/Gender	37Yrs/Male
Reg No.	10482/23	Receipt No	7167
Referred By	Bank of Baroda (BOB) - MEDI WHEEL(PKG10000240)	Mode of Payment	CREDIT
Collection Type	CENTER	Collection DateTime	28-Sep-2023 08:31 AM

Total T3 T4 TSH - 28092327 Released at 29-Sep-2023 11:05 AM

Parameter	Result	Biological Ref.Range	Method
-Total T3	1.09 ng/ml	(0.87 - 1.78 ng/ml)	Fluorescence Enzyme Immunoassay
-Total T4	6.11 ug/dl	(4.6 - 11 ug/dl)	Fluorescence Enzyme Immunoassay
-TSH	2.53 uIU/ml	0.50 - 5.50 uIU/ml 5.5 to 15 uIU/ml - Suggested	Fluorescence Enzyme Immunoassay

Clinical co-relation or
Repeat test with new
sample as physiological
factors can give falsely
high TSH
Above 15uIU/ml
Hypothyroid
PREGNANT WOMEN
normal ranges for TSH:
1st Trimester : 0.0878 -
2.8293 uIU/ml
2nd Trimester : 0.1998 -
2.7915 uIU/ml
3rd Trimester : 0.307 -
2.9028 uIU/ml
Ref: Tietz Fundamentals
of Clinical Chemistry

[Test performed on Fully Automated Immunology Analyzer Maglumi-600]

Revival Diagnostics

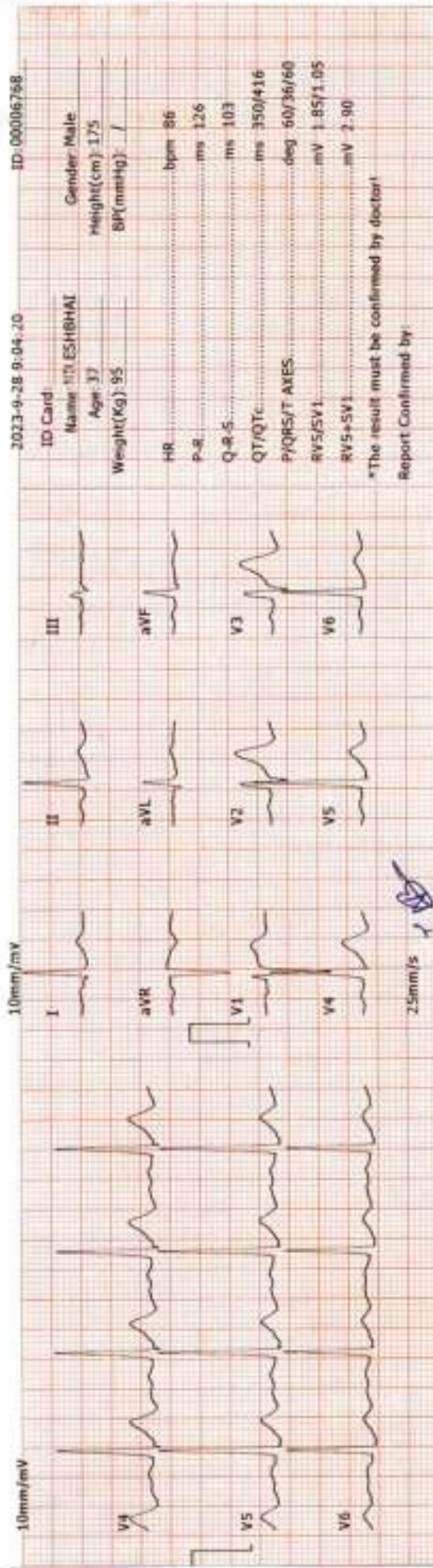
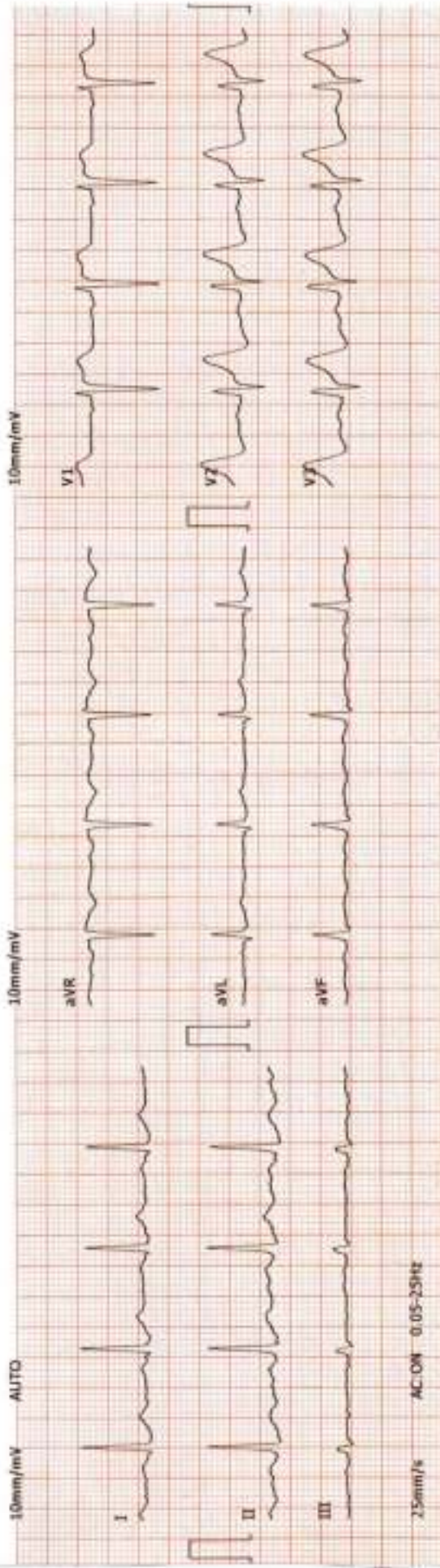
401-Aqua Corridor,
Beside - Star Bazar, Adajan,
Surat-395 009 Mo: 9825947717

Dr. Shivangi Gandhi
M.B.B.S, M.D (Pathology)

Laboratory Test Result are Subject to technical limitation and should be clinically correlate for final diagnosis

4th Floor, Aqua Corridor, Hazira Road, Adajan Pal, Surat-395009.
☎ 0261 2747788, 9825947712 ✉ revivaldiagnostics.surat@gmail.com 🌐 www.revivaldiagnostics.com

This medical report is not intended for medico-legal purposes.



Revival Diagnostics
401-Aquib Khan Road,
Beside Star Bus Stop, Gurgaon,
Surat-395009, Mo. 9825947712

DR. ADITHYAN S. BORA
MBBS, DNB, PGCC
PHYSICIAN & CLINICAL CARDIOLOGIST
G-54906

REVIVAL

DIAGNOSTICS




Name	MAISURIA NILESHBHAI SURESHBHAI	Age/Gender	37Yrs/Male
Reg No.	10482/23	Receipt No	7167
Referred By	Bank of Baroda (BOB) - MEDI WHEEL(PKG10000240)	Mode of Payment	CREDIT
Collection Type	CENTER	Collection DateTime	28-Sep-2023 08:28 AM

ECG

1. The rhythm is sinus.
2. Heart rate is 86 beats per minute.
3. Normal P,QRS,T wave axis.
4. Normal PR,QRS,Q.T. Duration.
5. No pathological q wave or ST-T changes seen.
6. No evidence of chamber hypertrophy or enlargement seen.

IMPRESSION : ECG WITHIN NORMAL LIMITS

Revival Diagnostics
401-Aqua Corridor,
Beside Star Bazar, Adajan,
Surat-395009. Mo. 9825947712


DR. ADITYA S. BORA ^{Signature}
MBBS, DNB, PGCC
PHYSICIAN & CLINICAL CARDIOLOGIST
G-54906

REVIVAL

DIAGNOSTICS

Laboratory Test Result are Subject to technical limitation and should be clinically correlate for final diagnosis

📍 4th Floor, Aqua Corridor, Hazira Road, Adajan Pal, Surat-395009.

☎ 0261 2747788, 9825947712 📧 revivaldiagnostics.surat@gmail.com 🌐 www.revivaldiagnostics.com

This medical report is not intended for medico-legal purposes.

REVIVAL

DIAGNOSTICS



Name	MAISURIA NILESHBHAI SURESHBHAI	Age/Gender	37Yrs/Male
Reg No.	10482/23	Receipt No	7167
Referred By	Bank of Baroda (BOB) - MEDI WHEEL(PKG10000240)	Mode of Payment	CREDIT
Collection Type	CENTER	Collection DateTime	28-Sep-2023 10:56 AM

2D ECHO

2D ECHOCARDIOGRAPHY & COLOR DOPPLER REPORT

INDICATION: Preventive Health check up

- **CARDIAC CHAMBERS :** Left Ventricle : Normal size , Left Atrium: Normal size.
- NO e/o thrombus in LA/LV
- Right Atrium: Normal size. Right Ventricle: Normal Size,
- Normal Right Ventricular function. (TAPSE=20mm)
- Normal Left Ventricular systolic function. LVEF = 60%
- No regional wall abnormality. No thinning / scarring / dyskinesia of LV wall
- No Left Ventricular Hypertrophy. (IVSd= 10 mm),
- LV Compliance:
- NO Left Ventricular Diastolic Dysfunction [LVDD].


VALVES :

- Structurally Normal Mitral valve/ Aortic valve/Tricuspid valve/ Pulmonary valve .
- No significant Valvular Stenosis
- Doppler findings: AV max = 1.23 m/s, PV max = 0.91 m/s.
- Trivial MR, Trivial Tricuspid regurgitation.
- No Pulmonary Arterial Hypertension. PASP by TRjet vel.method = 24 mmHg.
- SEPTAE: IAS / IVS Appear intact.
- IVC : Normal in dimension and shows good inspiratory 13mm collapse.
- OTHERS: No e/o Pericardial effusion / vegetation.

IMPRESSION:

NORMAL LV SYSTOLIC FUNCTION, LVEF= 60 %, NO RWMA,
NO LVH , NO LVDD , NO PAH.

Revival Diagnostics
401-Aqua Corridor,
Beside Star Bazar, Adajan,
Surat-395009. Mo. 9825947712


DR. ADITYA S. BORA Signature
MBBS, DNB, PGDCC
PHYSICIAN & CLINICAL CARDIOLOGIST
G-54906

Laboratory Test Result are Subject to technical limitation and should be clinically correlate for final diagnosis

4th Floor, Aqua Corridor, Hazira Road, Adajan Pal, Surat-395009.

☎ 0261 2747788, 9825947712 ✉ revivaldiagnostics.surat@gmail.com 🌐 www.revivaldiagnostics.com

This medical report is not intended for medico-legal purposes.



Name	MAISURIA NILESHBHAI SURESHBHAI	Age/Gender	37Yrs/Male
Reg No.	10482/23	Receipt No	7167
Referred By	Bank of Baroda (BOB) - MEDI WHEEL(PKG10000240)	Mode of Payment	CREDIT
Collection Type	CENTER	Collection DateTime	28-Sep-2023 08:28 AM

USG OF ABDOMEN & PELVIS

LIVER:

Liver is normal in size and echotexture.
No evidence of focal SOL or dilatation of IHBR seen.
Portahepatis appear normal.

GALLBLADDER:

Gallbladder appeared normal. No calculus or mass lesion seen.

PANCREAS:

Pancreas appears normal in size and echotexture.
No focal lesion, mass or pancreatitis.

SPLEEN:

Spleen appears normal in size and echotexture.

PARAAORTIC REGION:

Aorta grossly appears normal.
No paraaortic lymphnodes seen.

KIDNEYS:

Both kidneys appear normal in size, shape and in position.
Cortex and collecting system of both kidneys appears normal.
No evidence of calculus or obstructive uropathy on either side.

URINARY BLADDER:

Bladder appears normal. No calculus or mass lesion is seen.

PROSTATE:

Prostate appears normal in size and echotexture.
No evidence of free fluid in pelvis.

COMMENTS: Normal USG Abdoman and pelvis

Dr. Chirag K. Patel

MBBS-DMPD

Reg. No. G-23509

Revival Diagnostic
Radiologist

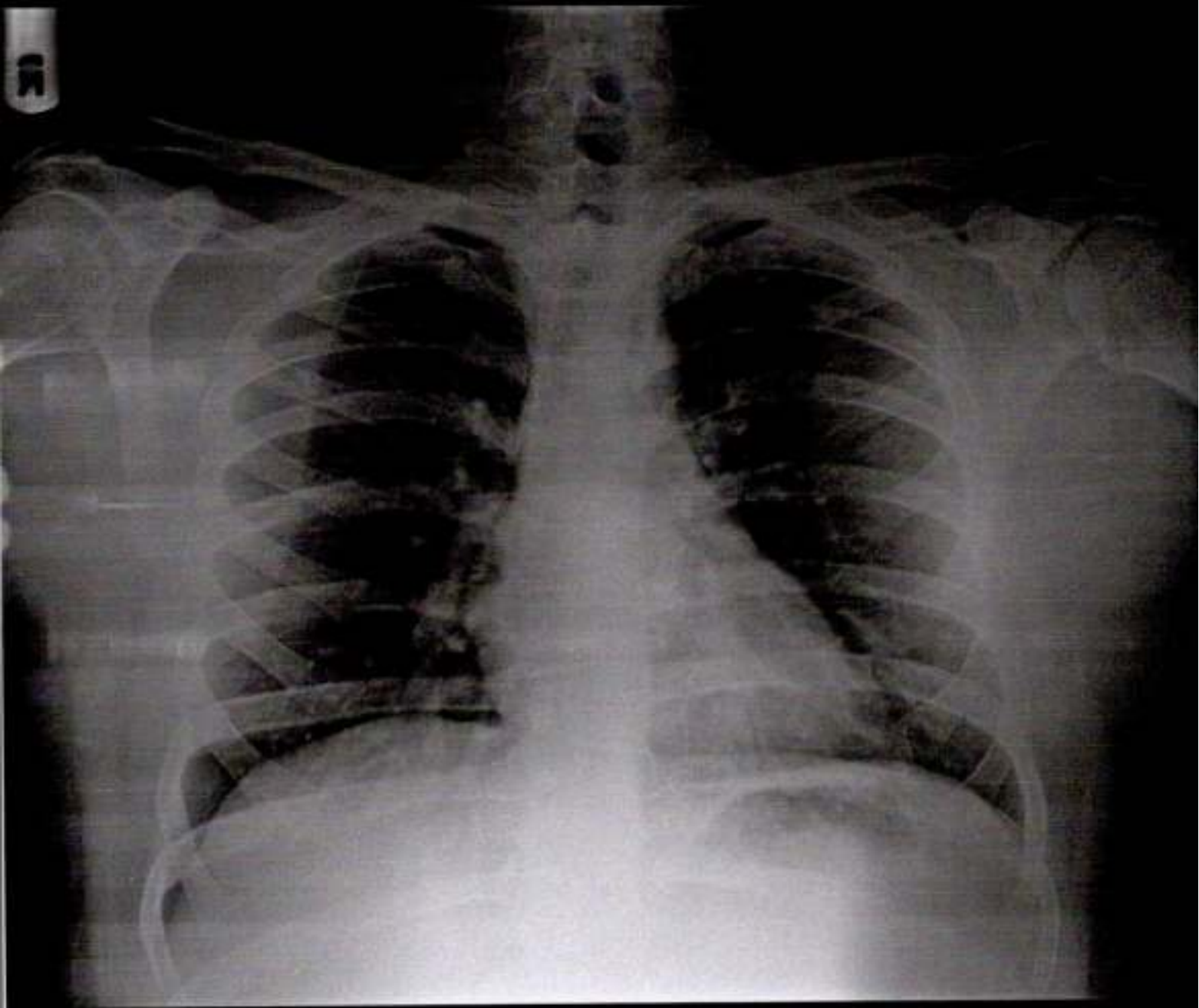
4th Floor, Aqua Corridor,
Nr. Star Bazar, Hazira Road,
Adajan, Surat-395009,
Mo. 97266 726683

Laboratory Test Result are Subject to technical limitation and should be clinically correlate for final diagnosis

4th Floor, Aqua Corridor, Hazira Road, Adajan Pal, Surat-395009.

☎ 0261 2747788, 9825947712 ✉ revivaldiagnostics.surat@gmail.com 🌐 www.revivaldiagnostics.com

This medical report is not intended for medico-legal purposes.



MAISURIA NILESHBHAI SURESHBHAI 37 YRS 28/09/2023
REVIVAL DIAGNOSTICS-SURAT



REVIVAL DIAGNOSTICS



Name	MAISURIA NILESHBHAI SURESHBHAI	Age/Gender	37Yrs/Male
Reg No.	10482/23	Receipt No	7167
Referred By	Bank of Baroda (BOB) - MEDI WHEEL(PKG10000240)	Mode of Payment	CREDIT
Collection Type	CENTER	Collection DateTime	28-Sep-2023 08:28 AM

CHEST RADIOGRAPH (PA VIEW)

- Hilar shadows are within normal limits.
- Pulmonary vasculature appears normal.
- Cardiac appears normal in size.
- Both dome of the diaphragm are smooth.
- Both costophrenic recesses are clear.
- Both lung fields appear normal.
- Visualized bones and soft tissue shadows appear normal.

IMPRESSION: NORMAL STUDY.

DR. CHIRAG K PATEL
RADIOLOGIST

REVIVAL
DIAGNOSTICS

Dr. Chirag K. Patel

MBBS-DMPD
Reg. No. G-23509

Signature
Revival Diagnostic
4th Floor, Aqua Corridor,
Nr. Star Bazar, Hazira Main Road,
Adajan, Surat-395009.
Mo. 97266 726683

Laboratory Test Result are Subject to technical limitation and should be clinically correlate for final diagnosis

4th Floor, Aqua Corridor, Hazira Road, Adajan Pal, Surat-395009.

0261 2747788, 9825947712 revivaldiagnostics.surat@gmail.com www.revivaldiagnostics.com

This medical report is not intended for medico-legal purposes.



28-Sep-2023 8:19:22 am
nileshbhai
Index number: 6553



ભારત સરકાર

Government of India



નિલકુમાર મુનિયાં મેમુરીયા
Nilankumar Munishcha Memuriya
જન્મનું વર્ષ : Year of Birth : 1988
પુરુષ / Male



2186 3999 3729

આધાર - સામાન્ય માણસનો અધિકાર

