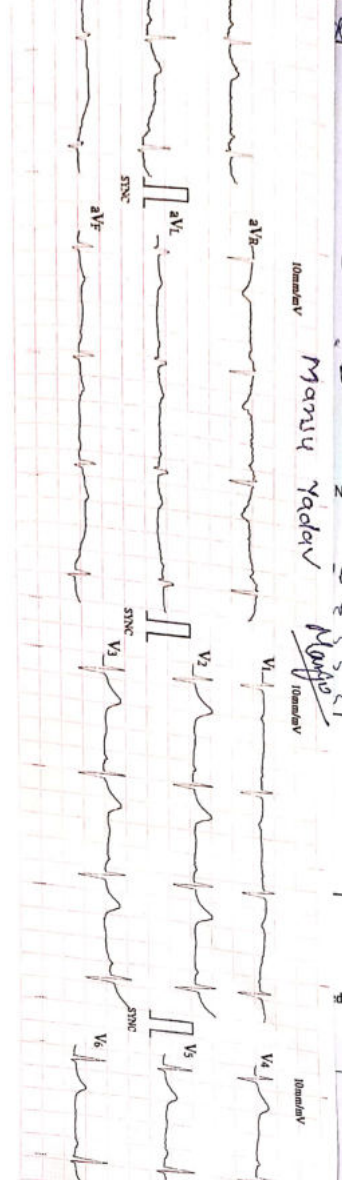


Dr. Kishan P. Vaidya  
MD, PGDCC  
Societal Consultant Cardiology  
Vadodra



HR : 68 bpm  
P-R : 151 ms  
QRS : 81 ms  
QT/QTc : 370/394 ms  
P/QRS/T : 15/29/37 °  
RV5/SVI : 0.720/0.530 mV  
RV5-SVI : 1.230 mV  
Age : \_\_\_\_\_  
Sex : \_\_\_\_\_  
ID : 0100  
Name : \_\_\_\_\_  
Date : \_\_\_\_\_

Dr. Kishan P. Vaidya  
MD, PGDCC  
Societal Consultant Cardiology  
Vadodra

# Heart & General Clinic

Icure Heart & Diet Clinic, 402, Epsilon tower, opp Pasha bhai park, Race course, Vadodara

## :: PERSONAL HEALTH REPORT ::

manju yadav		*DATE 25/2/23
		SR. NO. SEX. Female AGE 33 Year HEIGHT 56.65 WEIGHT 153 cm

### HISTORY

Present History : NO  
 Past Illness History : NO Diabetes/Hypertension/Tuberculosis/Asthma/Epilepsy  
 Past Occupational History : NO  
 Family History : NO  
 Personal History : She had c-section in December 2018  
 Addiction : NO Tobacco/Gutkha/Smoking/Alcohol

### GENERAL EXAMINATION

T.P.R. : 68/min B.P. : 120/80 mm Hg  
 Pallor/Icterus/Cyanosis/Varicosity/Lymph Nodes/Thyroid/Oedema/NVE/Other :

### SYSTEMIC EXAMINATION

R.S. : NAD  
 C.V.S : NAD  
 C.N.S : NAD  
 A.S. : NAD  
 Musculo-skelet System : NAD

E.N.T. Ex. NAD	ACUITY OF VISION		RT EYE -2.5	LT EYE -3.0
	Without Glass	DISTANT	6/	6/
Near		6/	6/	
Dental Ex. NAD	With Glass	DISTANT	6/ 6	6/ 6
		Near	6/ 6	6/ 6
Skin Ex. NAD	COLOUR BLINDNESS NAD			
Psychic Ex. NAD				

### REMARK

### ADVICE


The Worker is FIT / UNFIT for the assigned job.



Dr. Krish P. Vaidya  
 MD, PGDCC  
 Associate Consultant-Cardiology  
 Reg. No. G-50510  
 DR. KRISH VAIDYA

MD G-50510, CIH

27/12



*Manju*







# BARODA DIAGNOSTIC LABORATORY



Patient's name : Manju Yadav  
Age/Sex : 33 Years/Female  
Referred by : C/o I Cure Heart & Diet Clinic  
Sample From : LAB  
UHID :

Reg. ID : icure-718-19  
Accession : 27328  
Reg. Date : 25/02/2023  
Collection Time : 25/02/2023 16:31

## COMPLETE BLOOD COUNT

Sample Type: EDTA

Test Name	Result	Units	Biological Reference Interval
<b>Blood Counts</b>			
Haemoglobin :	13.5	Gms%	12.5 - 16.0
Total R.B.C. :	4.39	mill/c.mm	4.2 - 5.4
Total W. B. C. :	6200	/cu mm	4000 - 10500
Platelet Count :	309000	/cu.mm	1,50,000 - 4,50,000
<b>Differential Count</b>			
Neutrophils :	66	%	40 - 70
Lymphocytes :	32	%	20 - 40
Eosinophils :	01	%	1 - 4
Monocytes :	01	%	2 - 6
Basophils :	00	%	0 - 01
<b>Blood Indices</b>			
P. C. V. :	37.5	%	37 - 47
M. C. V. :	85.4	fl	78 - 100
M.C.H. :	30.8	pg	27 - 31
M. C. H. C. :	36.0	%	32 - 36
R.D.W. :	13.0	%	11.5 - 14.0

### E.S.R. ( Westergren Method )

After one hour : 6 mm 3 - 12



**Dr Harsh Pandya**  
(MD)  
Consultant Pathologist  
Reg. No.: G-32582

**Dr. Priya Kriplani**  
(MD)  
Consultant Pathologist  
Reg. No.: G-46004



302, Trivia Complex, Natubhai Circle, Race Course, Vadodara. ☎: +91 88660 09950 / 74050 09950 ✉: bdl95950@gmail.com

Laboratory results serve as an aid to diagnosis & should be interpreted in relation to clinical findings. Please refer back to laboratory in case of any discrepancy.



Scanned with OKEN Scanner



# BARODA DIAGNOSTIC LABORATORY



\* 2 7 3 2 8 \*

Patient's name : Manju Yadav  
Age/Sex : 33 Years/Female  
Referred by : C/o. I Cure Heart & Diet Clinic  
Sample From : LAB  
UHID :

Reg. ID : icure-718-19  
Accession : 27328  
Reg. Date : 25/02/2023  
Collection Time : 25/02/2023 16:31

## THYROID FUNCTION

Sample Type: Serum

Test Name	Result	Units	Biological Reference Interval
TOTAL T3 :	1.15	ng/ml	0.84 - 2.0
TOTAL T4 :	8.90	ug/dl	5.1 - 14.0
TSH :	2.35	mIU/L	0.25 - 5.0

Method : CLIA

## RENAL FUNCTION TEST

Test Name	Result	Units	Biological Reference Interval
Urea :	10	mg/dl	10 - 50
Bun (Calculated) :	4.7	mg/dl	0 - 18
Creatinine :	0.97	mg/dl	0.4 - 1.5
Uricacid :	4.15	mg/dl	3.4 - 7.0
BUN CREAT RATIO :			10:1 - 20:1

Done on Fully automated biochemistry analyser - COBAS C 111

LAB

LAB USE ONLY (Entered by :OP1 Enter Date/Time:25/02/2023 5:01:00 PM) (Verify by :OP1 Verify Date/Time:25/02/2023 5:01:00 PM)



**Dr. Harsh Panuja** (MD)  
Consultant Pathologist  
Reg. No.: G-32582

**Dr. Priya Kriplani** (MD)  
Consultant Pathologist  
Reg. No.: G-46004



302, Trivia Complex, Natubhai Circle, Race Course, Vadodara. ☎: +91 88660 09950 / 74050 09950 ✉: bdl95950@gmail.com

Laboratory results serve as an aid to diagnosis & should be interpreted in relation to clinical findings. Please refer back to laboratory in case of any discrepancy.



Scanned with OKEN Scanner





# BARODA DIAGNOSTIC LABORATORY



Patient's name : Manju Yadav  
Age/Sex : 33 Years/Female  
Referred by : C/o. I Cure Heart & Diet Clinic  
Sample From : LAB  
UHID :  
Reg. ID : icure-718-19  
Accession : 27328  
Reg. Date : 25/02/2023  
Collection Time : 25/02/2023 16:31

## LIVER FUNCTION TEST

Sample Type: Serum

Test Name	Result	Units	Biological Reference Interval
S.G.P.T (ALT) :	10	U/L	0 - 40
S.G.O.T (AST) :	15	U/L	0 - 37
ALK.PHOSPHATASE :	48	U/L	35 - 105
G.G.T :	13.9	U/L	8 - 78
<b><u>Bilirubin</u></b>			
Total :	0.50	mg/dl	0.2 - 1.0
Direct :	0.24	mg/dl	0 - 0.6
Indirect :	0.26	mg/dl	0 - 0.5
<b><u>Serum Proteins</u></b>			
Total Protein :	6.95	gms/dl	6.4 - 8.3
Albumin :	3.90	gms/dl	3.8 - 4.4
Globulins :	3.05	gms/dl	2.3 - 3.5
A/G Ratio :	1.28		0.9 - 2.9

Done on Fully automated biochemistry analyser - COBAS C 111



LAB  
LAB USE ONLY (Entered by :OP1 Enter Date/Time:25/02/2023 5:02:00 PM) (Verify by :OP1 Verify Date/Time:25/02/2023 5:02:00 PM)



**Dr Harsh Pandya**  
(MD)  
Consultant Pathologist  
Reg. No.: G-32582

**Dr. Priya Kriplani**  
(MD)  
Consultant Pathologist  
Reg. No.: G-46004

302, Trivia Complex, Natubhai Circle, Race Course, Vadodara. ☎ : +91 88660 09950 / 74050 09950 ✉ : bdl95950@gmail.com

Laboratory results serve as an aid to diagnosis & should be interpreted in relation to clinical findings. Please refer back to laboratory in case of any discrepancy.



# BARODA DIAGNOSTIC LABORATORY



Patient's name : Manju Yadav  
Age/Sex : 33 Years/Female  
Referred by : C/o. I Cure Heart & Diet Clinic  
Sample From : LAB  
UHID :

Reg. ID : icure-718-19  
Accession : 27328  
Reg. Date : 25/02/2023  
Collection Time : 25/02/2023 16:31

## LIPID PROFILE

Sample Type: Serum


Test Name	Result	Units	Biological Reference Interval
Cholesterol :	119	mg/dl	0 - 200
Triglyceride :	102	mg/dL	0 - 150
HDL - Cholesterol :	43	mg/dL	35 - 65
LDL - Cholesterol :	55.6	mg/dL	0 - 130
VLDL - Cholesterol :	20.4	mg/dL	0 - 30
Total Cholesterol/HDL Ratio :	2.77		1 - 6
LDL / HDL Cholesterol Ratio :	1.29		0 - 3.5

Done on Fully automated biochemistry analyser - COBAS C 111



LAB

LAB USE ONLY (Entered by :OP1 Enter Date/Time:25/02/2023 5:02:00 PM) (Verify by :OP1 Verify Date/Time:25/02/2023 5:02:00 PM)



**Dr Harsh Pandya**  
(MD)  
Consultant Pathologist  
Reg. No.: G-32582

**Dr. Priya Kriplani**  
(MD)  
Consultant Pathologist  
Reg. No.: G-46004

302, Trivia Complex, Natubhai Circle, Race Course, Vadodara. ☎: +91 88660 09950 / 74050 09950 ✉: bdi95950@gmail.com

Laboratory results serve as an aid to diagnosis & should be interpreted in relation to clinical findings. Please refer back to laboratory in case of any discrepancy.



Scanned with OKEN Scanner





# BARODA DIAGNOSTIC LABORATORY



\* 2 7 3 2 8 \*

Patient's name : Manju Yadav  
Age/Sex : 33 Years/Female  
Referred by : C/o. I Cure Heart & Diet Clinic  
Sample From : LAB  
UHID :  
Reg. ID : lcure-718-19  
Accession : 27328  
Reg. Date : 25/02/2023  
Collection Time : 25/02/2023 16:31

## HbA1C REPORT

Sample Type: EDTA

Test Name	Result	Units	Biological Reference Interval
HbA1C :	4.96	%	Excellent control: 4.2-6.2 Good Control : 6.3-7.2 Fair Control : 7.3-8.2 Poor Control : >8.3
Mean Blood Glucose levels : of last 03months	96.0	mg/dl	

### NOTE


\*As per the new 2009 update of American Diabetes Association regarding HbA1C & Mean Blood Glucose relationship.

This test is used to monitor diabetic patients compliance with the therapeutic regimen and long term blood glucose control. It's level is proportional to both the average blood glucose concentration and the life span of the red blood cells (RBC) in circulation. HbA1c values are free of day to day glucose fluctuations and are unaffected by exercise or recent food intake.



LAB

LAB USE ONLY (Entered by :OP1 Enter Date/Time:25/02/2023 5:02:00 PM) (Verify by :OP1 Verify Date/Time:25/02/2023 5:02:00 PM)



**Dr Harsh Pandya**  
(MD)  
Consultant Pathologist  
Reg. No.: G-32582

**Dr. Priya Kriplani**  
(MD)  
Consultant Pathologist  
Reg. No.: G-46004

302, Trivia Complex, Natubhai Circle, Race Course, Vadodara. ☎: +91 88660 09950 / 74050 09950 ✉: bdi95950@gmail.com

Laboratory results serve as an aid to diagnosis & should be interpreted in relation to clinical findings. Please refer back to laboratory in case of any discrepancy.



Scanned with OKEN Scanner



  
**Heart & General Clinic**

iCure Heart& Diet Clinic, 402, Epsil on tower, opp Pasha bhai park, Race course, Vadodara

**Name** : MANJU YADAV  
**Ref By** : ICURE HEART & DIET CLINIC

**Age/Sex** : 33 Yrs./F  
**Date** : 26/02/2023  
**Report ID.** : 3

**HAEMOGRAM PROFILE**

<u>TEST</u>	<u>RESULT</u>
Blood Group	: * A *
Rh Factor (Anti D.)	: * POSITIVE *

**BIOCHEMISTRY**

<b><u>FASTING (FBS)</u></b>			
Blood Glucose	: 95.0	mg/dL	70.00 - 110.00 mg/dL
<b><u>POST-PRANDIAL</u></b>			
Blood Glucose	: 136.0	mg/dL	80 - 140 mg/dL

*Done By Fully Auto Analyzer MIURA, A-1004*

END OF REPORT



  
**Heart & General Clinic**

iCure Heart& Diet Clinic, 402, Epsil on tower, opp Pasha bhai park, Race course, Vadodara

**Name** : MANJU YADAV  
**Ref By** : ICURE HEART & DIET CLINIC

**Age/Sex** : 33 Yrs./F  
**Date** : 26/02/2023  
**Report ID.** : 3

**EXAMINATION OF URINE**

<u>TEST</u>	<u>RESULT</u>	<u>UNIT</u>
Sample	: FASTING	
<b><u>PHYSICAL EXAMINATION</u></b>		
Quantity	: 10	mL
Colour	: COLOURLESS	
Transperancy	: CLEAR	
Specific Gravity	: 1.030	
Reaction	: ACIDIC	
Deposits	: ABSENT	
<b><u>CHEMICAL EXAMINATION</u></b>		
Albumin	: NIL	
Sugar	: NIL	
Acetone	: ABSENT	
Bile Salts	: ABSENT	
Bile Pigments	: ABSENT	
Urobilinogen	: NORMAL : ~ < 1.0 mg/dL	
Occult Blood	: ABSENT	
Nitrate	: ABSENT	
<b><u>MICROSCOPIC EXAMINATION</u></b>		
Pus Cells	: 0-1 / hpf	
RBC	: NIL	
Epithelial Cells	: NIL	
Crystals	: NIL	
Amorphous Phosphate	: NIL	
Cast	: NIL	



END OF REPORT



  
**Heart & General Clinic**

**2D Echocardiography & Color Doppler Report**

iCure Hear care, 402, Epsilon tower, opp Pasha bhai park, Race course, Vadodara

**Patient Name: Mrs Manju Yadav**

**Date: 25 / 02 / 2023**

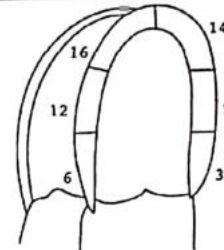
**Age Gender: female - 33 Years**

**M. Mode Study:**

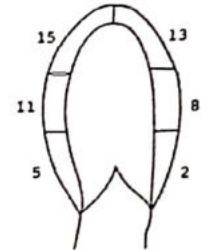
<b>LA</b>	<b>32</b>	<b>IVS</b>	<b>09</b>	<b>PWD</b>	<b>10</b>
<b>AO</b>	<b>25</b>	<b>LVDs</b>	<b>25</b>	<b>LVDd</b>	<b>47</b>

**Doppler Study:**

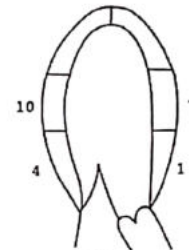
<b>Mitral Valve</b>	<b>E: 0.78 A: 0.48</b>
<b>Aortic Valve</b>	<b>Normal</b>
<b>Tricuspid Valve</b>	<b>Normal</b>
<b>Pulmonary Valve</b>	<b>Normal</b>



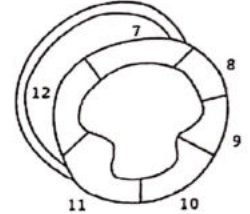
Apical 4 chamber view



Apical 2 chamber view



Apical 3 chamber view



Parasternal short axis view

**Conclusion:**

- **Normal LV Systolic function**
- **LVEF: 60 % ,No RWMA**
- **Cardiac Chambers: Normal**
- **Diastolic function: Normal**
- **TR: No PAH: No RVSP: 15mmhg**
- **No Ms , No MR**
- **Mild AR , No AS**
- **ASD/VSD/PDA/Co-A : No**
- **No Clots or vegetations found**
- **IVC: 11mm size with Normally collapsive**



**Dr. Krish P. Vaidya**  
 MD, PhD  
 Associate Consultant-Cardiology  
 Reg.No.G-50510

**Note:**

Normal 2D echo report does not rule out cardiac diseases  
 this report shall not be used for Medico legal purposes,  
 Clinical Correlation advisable.

**Dr. Krish P Vaidya**  
 Consultant Cardiologist, Diabetologist  
 & General Physician



  
**Heart & General Clinic**

NAME : Mrs Manju Yadav	AGE : 33 Y/F	DATE : 25/02/2023
------------------------	--------------	-------------------

**ULTRASONOGRAPHY OF WHOLE ABDOMEN**  
(Screening Only)

**Liver** is normal in size and echotexture and shows normal parenchymal reflectivity. No focal lesion is seen. Hepatic veins appear normal. There is no evidence of any dilated intra hepatic biliary radicals.

**Portal Vein** appears normal in diameter.

**Common Bile Duct** is of normal diameter.

**Gallbladder** is physiologically distended with normal wall thickness. There is no evidence of gallstones. No evidence of peri-cholecystic fluid or probe tenderness.

**Pancreas** is normal in size and shows homogenous reflectivity. There is no evidence of any calcification or ductal dilatation.

**Spleen** is normal size and shows a homogenous echotexture. There is no evidence of any focal lesion.

**Both Kidneys** are normal in position and size. They show normal cortical reflectivity and cortico-medullary distinction. Right kidney measures 94x36mm. Left kidney measures 90x35mm. There is no evidence of renal calculi, hydronephrosis or mass seen.

**Bladder** is well distended and shows normal wall thickness. No evidence of intra-luminal mass or calculi.

**Uterus** appears normal in size. Uterine myometrial echotexture is homogeneous. No focal lesion is seen. CET measures 5mm.

**Both Ovaries** appears normal in size & reflectivity. No evidence of any adnexal mass.

There is no evidence of ascites.

No evidence of any gross bowel mass seen.

No evidence of any aorto-caval or mesenteric root lymphadenopathy.

No mass or collection in right iliac fossa.

**CONCLUSION:** No sonographic abnormality is seen.



*Mehul Prajapati*

**DR. MEHUL PRAJAPATI**  
**CONSULTANT RADIOLOGIST**

  
**Heart & General Clinic**

iCure Heart& Diet Clinic, 402, Epsil on tower, opp Pasha bhai park, Race course, Vadodara



Sunny K. Machhi  
+91 87585 30074  
+91 83205 61551  
sunnydigitalxray@yahoo.com

<b>NAME</b>	MANJU YADAV	<b>AGE/SEX</b>	33/FEMALE
<b>REF BY</b>	ICURE HEART & DIET CLINIC	<b>DATE</b>	25/02/22

**X-RAY CHEST PA VIEW**

BOTH LUNGS FIELDS ARE NORMAL .

REMAINING LUNG FIELDS ARE NORMAL.

BOTH COSTOPHRENIC RECESS ARE CLEAR.

CARDIAC SIZE WITHIN NORMAL LIMITS.

MEDIASTINUM AND BONY THORACIC CAGE REVEAL NO ABNORMALITY.

**IMPRESSION : NORMAL LUNGS HEART AND MEDIASTUINUM..**



**DR.HIMANI VIRAPARA**  
**Regn. No: G.28771**  
**M.D. [Radiodiagnosis]**  
**(CONSULTANT RADIOLOGIST)**