

सुजय हॉस्पिटल व मॉर्निटी होम

अतिदक्षता विभाग

डॉ.सौ. जयश्री सुर्यवंशी

एम.डी.
(स्त्रीरोग व प्रसूतीशास्त्र तज्ञ)
रजि.नं. ३७१२

डॉ.सुनिल सुर्यवंशी

एम.डी.(मेडीसीन) पुणे
कन्सल्टिंग फिजिशियन हृदयरोग व मधुमेह तज्ञ
रजि.नं. २२२३

मेन टेलिफोन एक्सचेंज समोर, पारिक पार्क, नविन बस स्टॅण्डच्या मागे,
जळगांव. फोन: (०२५७) २२२७८२१

Rx

दि. २४/८/२०२३

Ankita Mukesh
Thakur

30/F

ENT Examination -

Normal

Dental Examination

Normal.

Diet :

low fat, low carbohydrate
high protein diet

Gynaec checkup - G3P1A2L1

LSCS - 2 yrs back

M/H - Regular,

Dr. Sunil Suryawanshi
M.D. (Medicine)
Reg. No. 2223

CERTIFICATE OF MEDICAL FITNESS

This is to certify that I have conducted the clinical examination

of Ankita Thakur on 26/08/2023

After reviewing the medical history and on clinical examination it has been found that he/she is

	Tick
<ul style="list-style-type: none">• Medically Fit	<input checked="" type="checkbox"/>
<ul style="list-style-type: none">• Fit with restrictions/recommendations <p>Though following restrictions have been revealed, in my opinion, these are not impediments to the job.</p> <p>1.....</p> <p>2.....</p> <p>3.....</p> <p>However the employee should follow the advice/medication that has been communicated to him/her.</p> <p>Review after _____</p>	<input type="checkbox"/>
<ul style="list-style-type: none">• Currently Unfit. <p>Review after _____ recommended</p>	<input type="checkbox"/>
<ul style="list-style-type: none">• Unfit	<input type="checkbox"/>

Dr. Sunil Suryawanshi
Medical Officer
The Apollo Clinic, (Location)

Dr. Sunil Suryawanshi
M.D. (Medicine)

This certificate is not meant for medico-legal purposes No. 2223

MER- MEDICAL EXAMINATION REPORT

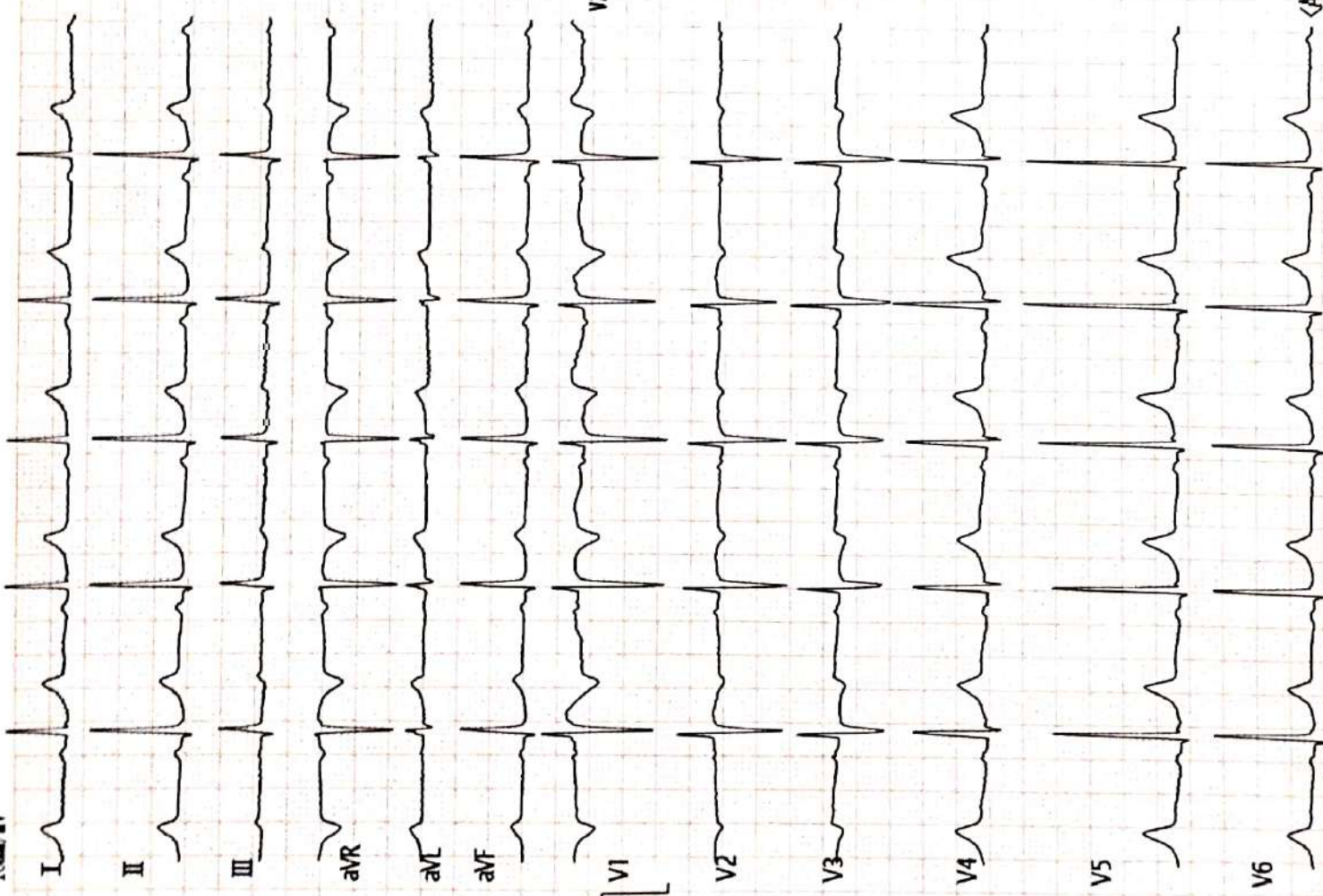
Date of Examination		26/08/2023
NAME		Ankita Thakur
AGE	30	Gender Female
HEIGHT(cm)	161	WEIGHT (kg) 66
B.P.		120/80
ECG		✓
X Ray		✓
Vision Checkup		Color Vision : normal/normal Far Vision Ratio : 6/6 / 6/6 Near Vision Ratio : normal/normal
Present Ailments		No any
Details of Past ailments (If Any)		No any
Comments / Advice : She /He is Physically Fit		Fit.

BMI ⇒ 26.4

Signature with Stamp of Medical Examiner

Dr. Sunil Pawanshi
M.D. (Medicine)
2023

10mm/mV



ECG Analysis Result:

- 800 Normal Sinus Rhythm
- 421 Electronic Pacemaker?
- 832 Ectopic Premature Complexes(?)
- 412 A-V Block (Type I/Mobitz)
- *** Borderline Abnormal ECG ***

Vent. Rate(BPM): 68
 PR Int.(ms): 142
 P/QRS/T Int.(ms): 106 98 167
 QT/QTc Int.(ms): 408 438
 P/QRS/T Axis(Deg.): 54 55 39
 RV1/SV5 Amp.(mV): 0.36 0.00
 RV5/SV1 Amp.(mV): 2.00 1.23

Normal

V2.35 Technician :

Note : Unconfirmed Report Need to Review.

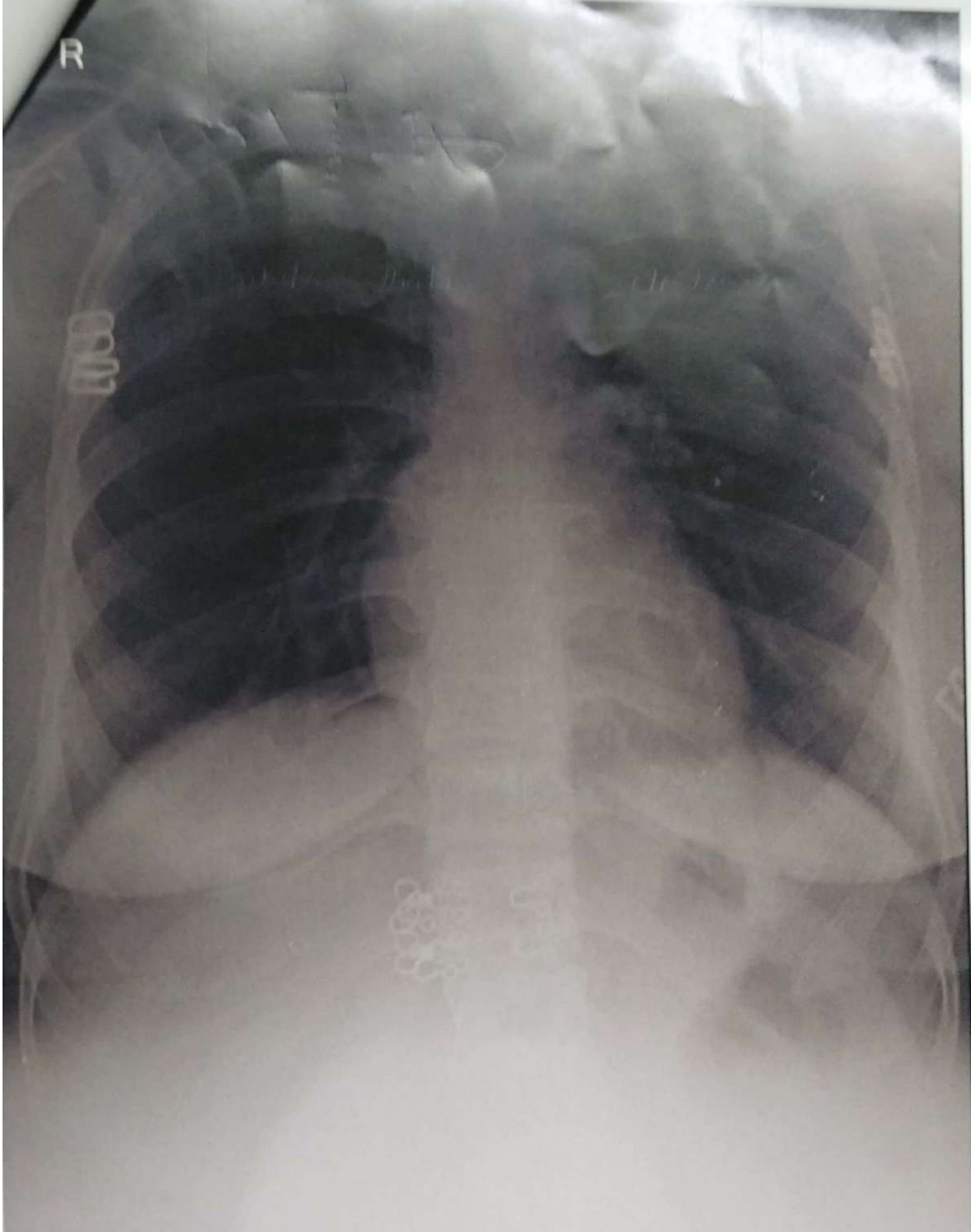
Jayant
 Dr. Sunil Suryawanshi
 MD (Medicine)
 Reg No. 2223

ST LEVEL(mV)

I	II	III	aVR	aVL	aVF
+0.01	+0.02	+0.00	-0.01	+0.00	+0.01
V1	V2	V3	V4	V5	V6
+0.00	+0.01	+0.00	+0.04	+0.03	+0.02

AKHIL

R



ANKITA THAKUR 30Y 268202307 CHEST PA 26-Aug-23

SUJAY HOSPITAL AND MATERNITY HOME, JALGAON

डॉ. सौ. जयश्री सुर्यवंशी
एम.डी.
(स्त्रीरोग व प्रसूतीशास्त्र तज्ञ)
रजि.नं. 3712

डॉ. सुनिल सुर्यवंशी
एम.डी.(मेडीसीन) पुणे
कन्सल्टिंग फिजिशियन
रजि.नं. 2223

पता : मेन टेलिफोन एक्सचेंज समोर, पारिख
पार्क जवळ, नविन बस स्टॅन्डच्या मागे,
जळगांव. फोन : (0257) 2227821

उपलब्ध सुविधा : • एक्स-रे • सोनोग्राफी • इकोकार्डिओग्राफी • मुसज्ज ऑपरेशन थिएटर • कॉम्प्युटराईज्ड इ.सी.जी. • स्ट्रेस टेस्ट • पल्मोनरी फंक्शन टेस्ट

Rx

दि / / २०

X-RAY CHEST PA VIEW

NAME- ANKITA MUKESH THAKUR

AGE- 30 YRS / FEMALE DATE-26.08.23

SOFT TISSUE AND SKELETON NORMAL.

NORMAL CARDIAC SIZE .

BOTH HILA ARTE NORMAL IN SIZE AND HAVE EQUAL DENSITY.

NORMAL BRONCHOVASCULAR MARKINGS .


COSTOPHRENIC AND CARDIOPHRENIC ANGLES ARE CLEAR.

THE DOMES OF DIAPHRAGMS ARE NORMAL IN POSITION AND SHOW SMOOTH OUTLINE.

THE PLURAL SPACES ARE NORMAL.

IMPRESSION -

NORMAL XYAY CHEST


Dr. Sunil Suryawanshi
M.D.(Medicine)
Reg. No. 2223

परत येतांना कागद सोबत आणावा.

डॉ. सौ. जयश्री सुर्यवंशी
एम.डी.
(स्त्रीरोग व प्रसूतीशास्त्र तज्ञ)
रजि.नं. 3712

डॉ. सुनिल सुर्यवंशी
एम.डी.(मेडीसीन) पुणे
कन्सल्टिंग फिजिशियन
रजि.नं. 2223

पता : मेन टेलिफोन एक्सचेंज समोर, पारिख
पार्क जवळ, नविन बस स्टॅण्डच्या मागे,
जळगांव. फोन : (0257) 2227821

उपलब्ध सुविधा : • एक्स-रे • सोनोग्राफी • इकोकार्डिओग्राफी • सुसज्ज ऑपरेशन थिएटर • कॉम्प्युटाइज्ड इ.सी.जी. • स्ट्रेस टेस्ट • पल्मोनरी फंक्शन टेस्ट

Rx

दि / / २०

2D – Echocardiograph

Name – ANKITA MUKESH THAKUR

Age- 30 Yrs FEMALE

Date – 26/08/2023

IMPRESSION –

NORMAL SIZE CARDIAC CHAMBERS.
STRUCTURALLY NORMAL CARDIAC VALVES
NORMAL LV SYSTOLIC FUNCTION , EF- 57 %.
NORMAL LV DIASTOLIC FUNCTION .
NO RWMA.
NO CLOTS OR VEGETATION.
IAS AND IVS INTACT.
NORMAL PERICARDIUM.

Dr Sunil Suryawanshi

Dr. Sunil Suryawanshi
M.D. (Medicine)
Reg. No. 2223

Cardiac Func. Exam.

<M mode LV Function>

	Pombo	Teichholz
EDV	90ml	92ml
ESV	31ml	39ml
SV	59ml	53ml
CO	4.40l/m	3.91l/m
EF	65.9%	57.6%
FS	30.1%	
HR	74BPM	

	Diastole	Systole
LVID	45mm	31mm
IVS	7mm	10mm
LVPW	7mm	10mm

<LA/AO>	Diastole	Systole
LA Diam		25mm
AO Diam	22mm	
AV Diam		17mm

LADs/AODd	1.15	AVA
-----------	------	-----

<Mitral Valve>

C-E amp	10mm	C-A amp	5mm
E-F slope	107mm/s	EPSS	7mm

E/A	1.88
MVA	

<Aortic Stenosis Flow Doppler>

Peak V	138.7cm/s	Mean V	94.0cm/s
VTI	29.7cm	VTI(LVOT)	
LVOT		CSA(LVOT)	

AVA		Mean PG	3.9mmHg
Peak PG	7.7mmHg		

<Trans Mitral Flow Doppler>

Peak E	104.9cm/s	Adur	
Peak A	72.9cm/s		
PVAdur			
VTI			
DecT		P1/2T	80ms

MVA(P1/2T)	2.76cm ²	MVA	
E/A	1.44		
PVAdur-Adur			

<Tricuspid Stenosis Flow Doppler>

Peak V	96.1cm/s	Mean V	42.7cm/s
P1/2T	28ms		
Peak PG	3.7mmHg	Mean PG	0.9mmHg

<Comments>

Physician's SIGNATURE :

[Signature]
Dr. Sunil Suryawanshi
 M.D. (Medicine)
 Reg. No. 2223



SAGAR IMAGING CENTRE

• Whole body sonography • Colour doppler • Digital X-ray

54-B, Onkar Nagar, Near Parikhpark, Jalgaon - 425001. Phone : 0257-2237634, e-mail : drchetanj@rediffmail.com

Name	: ANKITA THAKUR	Date	: 26-08-2023
Ref By	: SUJAY HOSPITAL	Age/Sex	: - / Female

SONOGRAPHY OF ABDOMEN AND PELVIS

The liver is normal in size, shape and has smooth margins. No focal lesion. The portal vein appears normal.

The gall bladder is partially distended. No evidence of calculus, wall thickening or mass lesion.

The common bile duct is normal in caliber. No evidence of calculus is noted in common bile duct.

The pancreas is normal in size, shape and echotexture. No focal lesion is noted.

The spleen is normal in size and shape. No evidence of focal lesion is noted.

There is no evidence of enlarged coeliac, mesentric, portal pre or para aortic lymph nodes. No vascular mass lesion. No evidence of ascitis or pleural effusion.

Both kidneys are normal in size and echotexture. No evidence of calculus, hydronephrosis or cortical scarring.

Right kidney measures - 9.6 x 4.4 cms.

Left kidney measures - 9.9 x 4.8 cms.

The urinary bladder is partially distended. No evidence of calculus, wall thickening or mass lesion.

Uterus is normal size and no focal lesion is noted.

The endometrium is well defined and appears normal.

Both adnexa are clear. Both ovaries are normal and show small follicles

No evidence of free fluid or mass in pouch of Douglas.

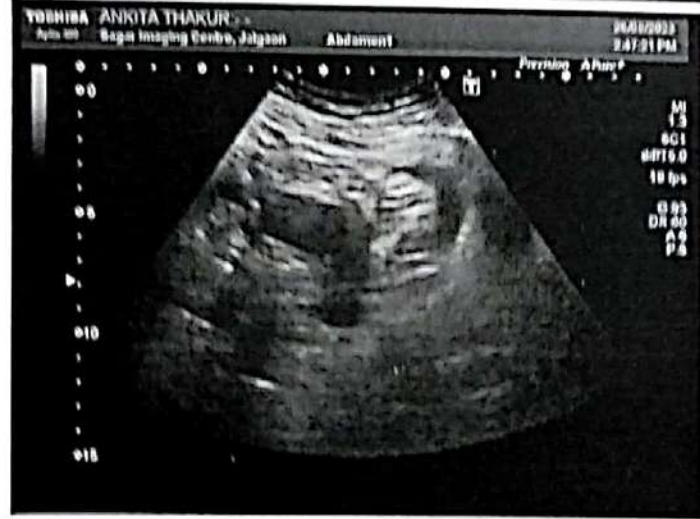
IMPRESSION:

No significant abnormality is noted.

REPORT WITH THANKS.

Clinico pathological correlation is suggested.


DR. CHETAN KAKLIYA





Manavata

Pathology & Microbiology Laboratory

Dr. Kailash B. Wagh

M.D. Microbiology D.C.P

Reg No. 2001/07/2704

REG NO. : 08-2023-OPD / 12
NAME : Mrs. ANKITA M. THAKUR
REF BY : Dr. Sunil Suryavanshi (Insurance)
M.D.

AGE : 30 Years
SEX : Female
DATE : 26-Aug-2023

LOCATION :

HAEMOGRAM

<u>TESTS</u>	<u>RESULTS</u>	<u>UNIT</u>	<u>REFERENCE RANGE</u>
Haemoglobin	: 11.7	g/dl	11 - 18
WBC COUNT			
Total WBC Count	: 9500	/cmm	4000 - 11000
DIFFERENTIAL COUNT			
Neutrophil	: 64	%	40 - 74
Lymphocyte	: 30	%	15 - 45
Eosinophil	: 02	%	0 - 7
Monocyte	: 04	%	1 - 10
Basophil	: 00	%	0 - 1
RBC INDICES			
Hct	: 34.2	%	33 - 60
R.B.C. count	: 4.17	mil./cmm.	4.0 - 6.0
Mcv	: 88.1	fL	76 - 94
Mch	: 29.3	pg	25 - 33
Mchc	: 32.9	%	32 - 38
PLATELETS INDICES			
Plt Count	: 198000	/cmm	150000 - 450000
RBC Morphology	: Normocytic Normocytic		
WBC Studies	: Normal Morphology		
Platelet	: Adequate		
ESR	: 18	mm/hr	00 - 20

THANKS FOR REFERRAL

Dr. Kailash B. Wagh

MD (Micro) DCP

Dr. Kailash B. Wagh

M.D. Microbiology D.C.P.

Reg. No. 2001/07/2704



98 Jilha Peth, Kantai Sabhagruh Road, Near Barde Medical, Jalgaon-425001

☎ 0257-2970978, 2225322 ☎ 9405887735



Manavata

Pathology & Microbiology Laboratory

Dr. Kailash B. Wagh

M.D. Microbiology D.C.P

Reg No. 2001/07/2704

REG NO. : 08-2023-OPD / 12

NAME : Mrs. ANKITA M. THAKUR

REF BY : Dr . Sunil Suryavanshi (Insurance)

M.D.

AGE : 30 Years

SEX : Female

DATE : 26-Aug-2023

LOCATION :

BLOOD GROUP

TESTS

BLOOD GROUP

NOTE

RESULTS

: "A" Rh Positive.

: Grouping and cross matching is compulsory before blood transfusion, as errors can occur due to irregular antibodies.

UNIT

TESTS

HbA1C

RESULTS

: 4.6

UNIT

%

AVERAGE BLOOD SUGAR
(ABG)

: 85

mg/dl

Reference Range :

Below 6.0% - Normal Value

6.0% - 7.0% - Good Control

7.0% - 8.0% - Fair Control

8.0% - 10% - Unsatisfactory Control

Above 10% - Poor Control

Method : Fully Automated H.P.L.C. using Biorad Variant II Turbo, NGSP Certified.

Please correlate with clinical conditions.

THANKS FOR REFERRAL

K.B.W.
Dr. Kailash B. Wagh

MD (Micro) DCP

Dr. Kailash B. Wagh

M.D. Microbiology D.C.P.

Reg. No. 2001/07/2704



98 Jilha Peth, Kantal Sabhagruh Road, Near Barde Medical, Jalgaon- 425001

☎ 0257-2970978, 2225322 ☐ 9405887735



Manavata

Pathology & Microbiology Laboratory

Dr. Kailash B. Wagh

M.D. Microbiology D.C.P
Reg No. 2001/07/2704

REG NO. : 08-2023-OPD / 12
NAME : Mrs. ANKITA M. THAKUR
REF BY : Dr . Sunil Suryavanshi (Insurance)
M.D.


AGE : 30 Years
SEX : Female
DATE : 26-Aug-2023

LOCATION :

BLOOD SUGAR FASTING & POST-PRANDIAL

<u>TESTS</u>	<u>RESULTS</u>	<u>UNIT</u>	<u>REFERENCE RANGE</u>
BLOOD SUGAR FASTING	: 75	mg/dl	70 - 110
URINE SUGAR FASTING	: Nil		
BLOOD SUGAR PP	: 87	mg/dl	70 - 140
URINE SUGAR PP	: Nil		

THANKS FOR REFERRAL


Dr. Kailash B. Wagh
MD (Micro) DCP

Dr. Kailash B. Wagh
M.D. Microbiology D.C.P.
Reg. No. 2001/07/2704





Manavata

Pathology & Microbiology Laboratory

Dr. Kailash B. Wagh

M.D. Microbiology D.C.P
Reg No. 2001/07/2704

REG NO. : 08-2023-OPD / 12
NAME : Mrs. ANKITA M. THAKUR
REF BY : Dr. Sunil Suryavanshi (Insurance)
M.D.

AGE : 30 Years
SEX : Female
DATE : 26-Aug-2023


LOCATION :

RENAL FUNCTION TEST

<u>TESTS</u>	<u>RESULTS</u>	<u>UNIT</u>	<u>REFERENCE RANGE</u>
BLOOD UREA NITROGEN	: 10	mg/dl	5 - 21
CREATININE	: 0.72	mg/dl	0.7 - 1.4
URIC ACID	: 3.12	mg/dl	2.6 - 6.0

LIPID PROFILE

<u>TESTS</u>	<u>RESULTS</u>	<u>UNIT</u>	<u>REFERENCE RANGE</u>
TOTAL CHOLESTEROL	: 175	mg/dl	140 - 250
TRIGLYCERIDES	: 88	mg/dl	40 - 140
HDL- CHOLESTEROL	: 43	mg/dl	32 - 90
LDL- CHOLESTEROL	: 114.4	mg/dl	80 - 150
VLDL-CHOLESTEROL	: 17.6	mg/dl	10 - 35
TOTAL CHO/HDL RATIO	: 4.07		0 - 5.1
LDL/HDL RATIO	: 2.66	mg/dl	0 - 3.5
NON HDL CHOLESTEROL	: 132	mg/dl	0 - 160


Dr. Kailash B. Wagh
MD (Micro) DCP

Dr. Kailash B. Wagh
M.D. Microbiology D.C.P.
Reg. No. 2001/07/2704

THANKS FOR REFERRAL





Manavata

Pathology & Microbiology Laboratory

Dr. Kailash B. Wagh

M.D. Microbiology D.C.P
Reg No. 2001/07/2704


REG NO. : 08-2023-OPD / 12
NAME : Mrs. ANKITA M. THAKUR
REF BY : Dr . Sunil Suryavanshi (Insurance)
M.D.

AGE : 30 Years
SEX : Female
DATE : 26-Aug-2023

LOCATION :

LIVER FUNCTION TEST

<u>TESTS</u>	<u>RESULTS</u>	<u>UNIT</u>	<u>REFERENCE RANGE</u>
BILIRUBIN- TOTAL	: 0.77	mg/dl	0 - 1.0
BILIRUBIN- DIRECT	: 0.19	mg/dl	0 - 0.3
BILIRUBIN- INDIRECT	: 0.58	mg/dl	0.1 - 1.0
SGPT	: 28	IU/L	0 - 40
SGOT	: 36	IU/L	0 - 45
ALKALINE PHOSPHATASE	: 199	IU/L	25 - 350
TOTAL PROTIEN	: 6.87	gm/dl	6 - 8
ALBUMIN	: 3.68	gm/dl	3.5 - 5
GLOBULIN	: 3.19	gm/dl	2 - 3.5
A/G Ratio	: 2.01		2 - 2.5
GGTP	: 17	IU/l	0 - 25


Dr. Kailash B. Wagh
MD (Micro) DCP

THANKS FOR REFERRAL

Dr. Kailash B. Wagh
M.D. Microbiology D.C.P.
Reg. No. 2001/07/2704





Manavata

Pathology & Microbiology Laboratory

Dr. Kailash B. Wagh

M.D. Microbiology D.C.P
Reg No. 2001/07/2704

REG NO. : 08-2023-OPD / 12
NAME : Mrs. ANKITA M. THAKUR
REF BY : Dr. Sunil Suryavanshi (Insurance)
M.D.


AGE : 30 Years
SEX : Female
DATE : 26-Aug-2023

LOCATION :

THYROID TEST

<u>TESTS</u>	<u>RESULTS</u>	<u>UNIT</u>	<u>REFERENCE RANGE</u>
T3	: 123	ng/ml	87 - 178
T4	: 7.24	µg/dl	6.06 - 12.23
ULTRA TSH	: 2.145	µIU/ml	0.34 - 5.6
NOTE	: Test Done On Fully Automated Mindray CL 900i Hormone Assay BY CLIA		

THANKS FOR REFERRAL


Dr. Kailash B. Wagh
MD (Micro) DCP

Dr. Kailash B. Wagh
M.D. Microbiology D.C.P.
Reg. No. 2001/07/2704





Manavata

Pathology & Microbiology Laboratory

Dr. Kailash B. Wagh

M.D. Microbiology D.C.P

Reg No. 2001/07/2704

REG NO. : 08-2023-OPD / 12
NAME : Mrs. ANKITA M. THAKUR
REF BY : Dr . Sunil Suryavanshi (Insurance)
M.D.


AGE : 30 Years
SEX : Female
DATE : 26-Aug-2023

LOCATION :

URINE ANALYSIS REPORT

<u>TESTS</u>	<u>RESULTS</u>	<u>UNIT</u>	<u>REFERENCE RANGE</u>
PHYSICAL EXAMINATION			
QUANTITY	: 10 ml		
COLOUR	: Pale Yellow		
APPEARANCE	: Clear		
DEPOSITS	: Absent		
SPECIFIC GRAVITY	: 1.028		1.002 - 1.030
REACTION (PH)	: Acidic		
CHEMICAL EXAMINATION			
PROTEINS	: Absent		
SUGAR	: Absent		
KETONE	: Absent		
BILE SALTS/BILE PIGMENTS	: Absent		
MICROSCOPIC EXAMINATION			
RBC	: Absent	/hpf	
PUS CELLS	: 2-3	/hpf	
EPITHELIAL CELLS	: Occasional	/hpf	
CASTS	: Absent		
CRYSTALS	: Absent		
AMORPHOUS DEPOSITS	: Absent		

THANKS FOR REFERRAL


Dr. Kailash B. Wagh

MD (Micro) DCP

Dr. Kailash B. Wagh

M.D. Microbiology D.C.P.

Reg. No. 2001/07/2704





भारत सरकार

Government of India



अंकिता मुकेश ठाकुर
Ankita Mukesh Thakur
जन्म तारीख/DOB: 08/08/1993
पहिला/ FEMALE

7191 2557 6938

VMD : 91116 9346 1771 4837



भाइ आण्टार, भाइणी ओळख

