



# OUT PATIENT DEPARTMENT

सर्वकं लिपु स्वास्ते  
 Department of Cardiology  
 OPD/200822/18344  
 8102265035  
 20-Aug-2022 1:48 pm

Mediwheel : AUG22-24392  
 Regd. No.  
 Patient Name : MRS. SUMAN MISHRA  
 Age/Sex : 40 Y 8 M 0 D / Female  
 Address : CHAS, BOKARO - Jharkhand, INDIA  
 Doctor : Dr. Uday Shankar MBBS, MD, D. Cardio., FCCS

Visit  
 Mobile  
 Date

MON-SAT (10AM - 2PM)  
 SPO2 : 98 %  
 B.P. : 130/90 mm/Hg  
 C  
 BPM

Height : Ft In Temp. :  
 Weight : 53. Kg Pulse : 86

Allergies :  
 History and complaints :

Type II DM,  
 C/O DOE  
 leg cramps.

Examination:

Diagnosis:

Investigations:

Medicines Prescribed:

- T. Ecosprin AV (75/10) 1 0 →
- T. Glipon MF forte (20/1000) BD
- T. Glyflorex 107 1 0 →
- T. Pregadoc 757 1 0 → 1x10day
- T. Metilds Plus 1 0 → 1x1month

FBS. after 10day  
 PPBS  
 ↓  
 Glyceral review.

Follow up: Days  
 Date :  
 Time :  
 Advice (Diet/ Lifestyle / Rehab)

\*Prescription to be valid for 7 Days only.

Free EYE Glass Checkup (FOR ANY FAMILY MEMBERS)


Signature of Doctor  
**DR. UDAY SHANKAR**  
 MBBS, D. Cardio  
 Non-Invasive Cardiologist  
 Asarfi Hospital Ltd  
 Dhanbad



Reg 2:12 PM  
 W.Up-1 2:15 PM  
 W.Up-2 2:30 PM  
 OPD  
 OUT Time

# नयनश्री नेत्रालय

(A Unit of Asarfi Hospital Limited)  
 7707073096, 7808368888 | www.asarfihospital.com, info@asarfihospital.com



Name of Patient Mrs. Suman Mishra Reg. No. 24392  
 Age/ Gender 40/F Mobile No. 8102265035  
 Address Chas Bokara

General Examination : BP \_\_\_\_\_ mmhg Weight \_\_\_\_\_ Kgs

Chief Complaints : Routine checkup.  
Blurry eye.

H/o Present illness - Last Ocular Examination done 5 yrs ago,  
NO H/O PGP,  
NO H/O Ocular/Head trauma,  
Fast checkup done today  
1:58 PM. 13/08/22

Systemic History : Medical/ Surgical - Gall bladder removal in 2005.

DM - <u>10 yrs DM.</u>	HTN - <u>x</u>	CAD - <u>x</u>	Dyslipidemia - <u>x</u>
Asthma - <u>x</u>	Dysthyroid - <u>x</u>	Koch's - <u>x</u>	Arthritis/Others - <u>x</u>

Drug Allergy :- Not known

Present Medications/Antiplatelets - 8 Km allergy -  
15 yrs DM (occ).

Personal history : Smoking /Alcohol (with duration) - Nil

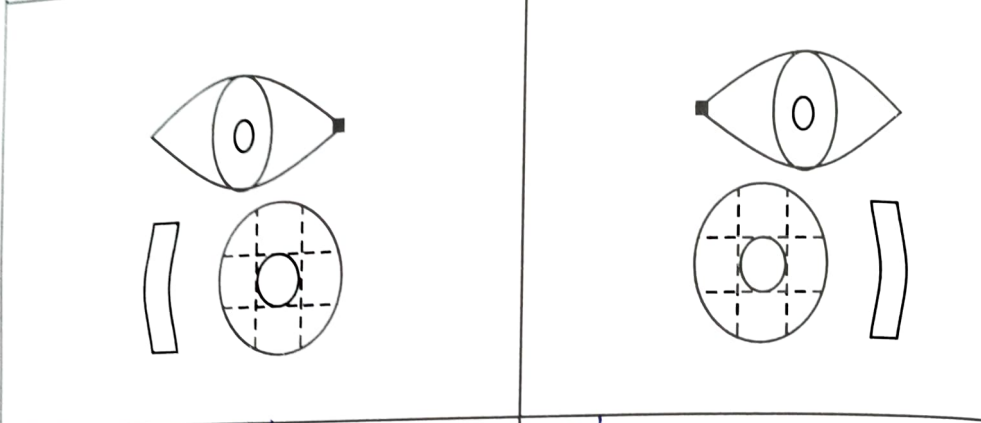
## EXTERNAL EXAMINATION

Head Posture :- <u>Normal</u>		
Ocular alignment : <u>Ortho</u>		
	RIGHT EYE	LEFT EYE
Ocular Motility	<u>Full range free - 04</u>	
Distance UCVA/with PH	<u>6/9P → 6/6</u>	<u>6/9 → 6/6</u>
Near UCVA (at 33 cms)	<u>N8</u>	<u>N6 B.G.</u>

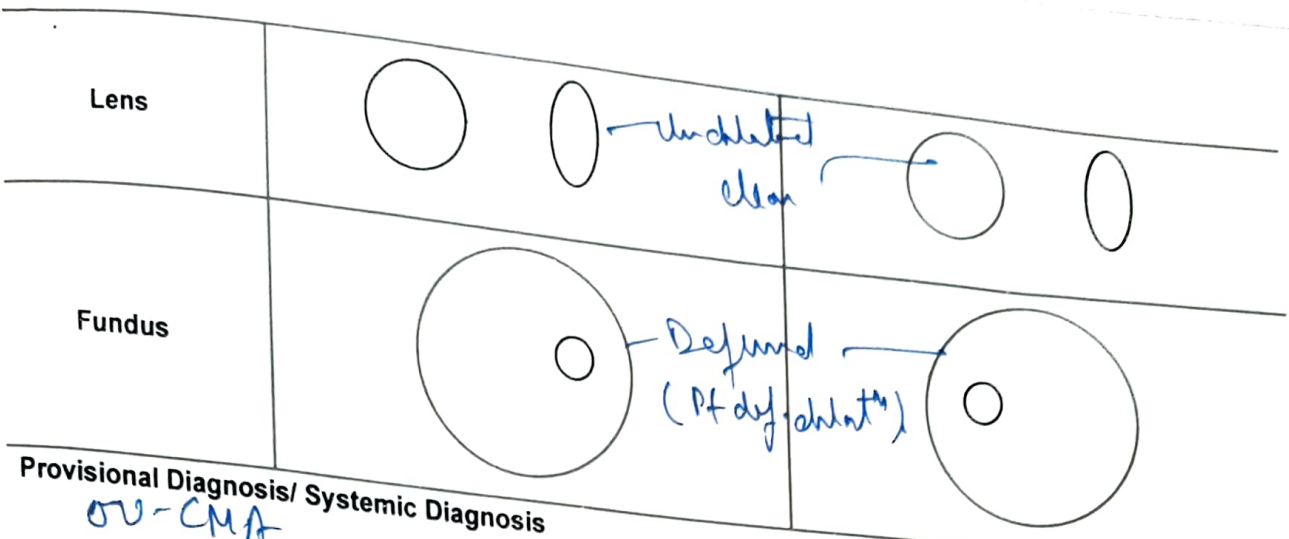
	RIGHT EYE	LEFT EYE
Distance VA with spectacles	NA	
Near VA with spectacles (at 33cms)	NA	
IOP (GAT/NCT, mm hg) / CCT Adjusted @ 2:20 AM/PM	AV - 20 Ad - 21	AV - 21 Ad - 22
CCT (microns)	517	516
Colour vision (if indicated, Ishihara)	NA	
Refraction	Dist Acc - 0.75 ds sph / -0.50 x 90° cyl Near Adol - +1.00 → 04 - 1 Nc	Dist Acc - 0.75 ds sph / -0.50 x 160° cyl

None will not be prescribed  
an DM level in high

SLIT LAMP EXAMINATION



AC	ND/a	ND/a
Iris	NcP	NcP
Pupil/RAPD	RIRIR - 04	
PXF		nd
Gonioscopy (if indicated)	X	NA
Lacrimal sac		NA
PDP (mm)		Pt defused distal



Uncoloured  
clear

Defused  
(Pt def. cataract)

Provisional Diagnosis/ Systemic Diagnosis

OU-CMA  
Prabhakar -

DM

Investigation (s):

Plan of Treatment/ management:

1) Review IUS for bilateral fundus Exam.  
(in v/o DM).

Arms.  
20/08/22

Dr. Gurcharan Singh  
MS (Ophthalmology) FLVPEI  
Consultant Ophthalmologist  
Reg. No.-WBMC60994





Prognosis:

CONDITION EXPLAINED AND MANAGEMENT DISCUSSED WITH THE PATIENT/ ATTENDANT

Ophthalmologist

W8: 2:20pm

Optometrist

Dil: - Dil not  
willing for

Frontdesk

Date :

Time :

AR

NCT

CCT

Ref.



# ASARFI HOSPITAL LABORATORY

(A Unit of Asarfi Hospital LM)  
Baramun, Bishnupur Polytechnic, Dhanbad 828 130  
Ph No. 7808368888 9297862282 9234681514



Name MRS. SUMAN MISHRA

Age 40 Yrs Sex Female

Doctor Self-Walkin

Reg. No. AUG22-24392

Sub Dept. Clinical Pathology

Lab No: 1,830

Collection Date 13-Aug-2022

Collection Time 1:57:57PM

Reporting Date 20-Aug-2022

Reporting Time 3:01:43PM

Test

Result

Reference Range

### Routine Examination Of Urine

Appearance	CLEAR	
Colour	STRAW	
Quantity	25 ml (Approx)	
Specific Gravity	1.010	
Albumin.	NIL	
Bile Pigments	XX	
Bile Salts	XX	
Ketone Bodies	XX	
Reaction (pH)	ACIDIC	
Sugar	PRESENT (++++)	
Bacteria	NOT SEEN /hpf.	/hpf.
Casts	NOT SEEN /hpf.	/hpf.
Crystals	NOT SEEN /hpf.	/hpf.
Epithelial Cells	2-3	
Pus Cells	1-2 /hpf	/hpf
RBC	NIL /hpf	

#### Condition of Laboratory Testing & Reporting

(1) It is presumed that the test(s) performed are on the specimen(s)/Sample(s) belonging to the patient named or identified and the verification of the particulars have been carried out by the patient or his/her representative at the point of generation of the said specimen(s)/ Sample(s)(2) Laboratory investigations are only tool to facilitate in arriving at diagnosis and should be clinically correlated. (3) Tests results are not valid for medico legal Purposes (4) Test requested might not be performed due to following Reason: (a) Specimen received is insufficient or inappropriate. (haemolysed/clotted/lipemic etc.) (b) Incorrect specimen type for requested test. (c) Specimen quality is unsatisfactory. (d) There is a discrepancy between the label on the specimen container and the Name on the test requisition form. (5) The Results of the Test May vary from lab and also from time to time for the same patient. (6) The results of a laboratory test are dependent on the quality of the sample as well as the assay technology. (7) In case of queries or unexpected test results please call at +91 9297862282, Email- labasarfi@gmail.com

**24 HOUR EMERGENCY**

© AHL/D/0066/2545/July/22


**"KEEP THE REPORTS CAREFULLY AND BRING THEM ALONG DURING YOUR NEXT VISIT TO OUR HOSPITAL"**

1993@gmail.com



# ASARFI HOSPITAL LABORATORY

(A Unit of Asarfi Hospital Ltd )  
Baramuri, Bishnupur Polytechnic, Dhanbad 828 130  
Ph. No. 7808368888, 9297862282, 9234681514



Mediwheel

Name	: MRS. SUMAN MISHRA	Lab No:	: 1,854
Age	: 40 Yrs Sex : Female	Collection Date :	13-Aug-2022
Doctor	: Self-Walkin	Collection Time :	2:00:09PM
Reg. No. :	AUG22-24392	Reporting Date :	20-Aug-2022
Sub Dept. :	Clinical Pathology	Reporting Time :	3:02:12PM

Test	Result	Reference Range
------	--------	-----------------

**Stool - Routine**

Form & Consistency	SEMISOLID
Colour	BROWN
Reaction (pH)	ALKALINE
Occult Blood	NEGATIVE
Protozoa	NOT FOUND
Ova	NOT FOUND
Epithelial Cells	2-3
Pus Cells (Stool)	1-2
Red Blood Cells (Stool)	NIL
Vegetable Cells	NOT SEEN
Yeast Cells	NOT SEEN
Cyst (stool)	NOT SEEN

**Thyroid Harmones T3 T4 TSH (Enzyme Immunoassay)**

T3, Total, Serum	0.89 ng/ml	0.74-1.79 ng/ml
T4, Total, Serum	8.68 ng/dl	4.7-12.8 ng/dl
TSH, SERUM (Enzyme Immunoas:	1.08 $\mu$ IU/ml	0.25-5.00 $\mu$ IU/ml

**HbA1C (Glycosylated Hb)**

glycosylated Hb	8.0 %	4.6-6.2 %
-----------------	-------	-----------

**ESR**

E.S.R (Westergren)	26 mm/hr	0 - 15 mm/hr
--------------------	----------	--------------

**Condition of Laboratory Testing & Reporting**  
 (1) It is presumed that the test(s) performed are on the specimen(s) / Sample(s) belonging to the patient named or identified and the verification of the particulars have been carried out by the patient or his/her representative at the point of generation of the said specimen(s) / Sample(s). (2) Laboratory investigations are only tool to facilitate in arriving at diagnosis and should be clinically correlated. (3) Tests results are not valid for medico legal Purposes. (4) Test requested might not be performed due to following Reason: (a) Specimen received is insufficient or inappropriate. (haemolysed/clotted/lipemic etc.) (b) Incorrect specimen type for requested test. (c) Specimen quality is unsatisfactory. (d) There is a discrepancy between the label on the specimen container and the Name on the test requisition form. (5) The Results of the Test May vary from lab and also from time to time for the same patient. (6) The results of a laboratory test are dependent on the quality of the sample as well as the assay technology. (7) In case of queries or unexpected test results please call at +91 9297862282, Email- labasarfi@gmail.com

**24 HOUR EMERGENCY**

© AHL/D/0066/2545/July/22

**"KEEP THE REPORTS CAREFULLY AND BRING THEM ALONG DURING YOUR NEXT VISIT TO OUR HOSPITAL"**



**असर्फी हॉस्पिटल**  
हमारे लिए स्वास्थ्य

# ASARFI HOSPITAL LABORATORY

(A Unit of Asarfi Hospital Ltd.)  
Baramuri, Bishnupur Polytechnic, Dhanbad 828 130  
Ph. No: 7808368888 9297862282 9234681514



Name: MRS. SUMAN MISHRA 246  
Age: 40 Yrs Sex: Female  
Sector: Self-Walkin  
Pa. No.: AUG22-24392  
Lab Dept.: Clinical Pathology

Lab No: \_\_\_\_\_  
Collection Date: 13-Aug-2022  
Collection Time: 1:58:37PM  
Reporting Date: 14-Aug-2022  
Reporting Time: 10:46:18AM

Test Result Reference Range

Test	Result	Reference Range
<b>Liver Function Test (LFT)</b>		
Bilirubin (Total)	0.4 mg/dl	0.2 - 1.0 mg/dl
Bilirubin (Direct)	0.2 mg/dl	0 - 0.2 mg/dl
Bilirubin (Indirect)	0.2 mg/dl	0.2 - 0.8 mg/dl
SGOT	19.3 IU/L	< 40 IU/L
SGPT	16.9 IU/L	< 49 IU/L
Alkaline Phosphatase	315.0 IU/L	70-306 IU/L
Total Proteins	7.3 g/dl	6.5 - 8.5 g/dl
Albumin	4.0 g/dl	3.5 - 5.5 g/dl
Globulin	3.3 g/dl	1.5 - 3.5 g/dl
Gamma-GT	12.4 U/L	0-38 U/L

**Blood Glucose - Fasting, Postprandial**

Blood Glucose Fasting	129.7 mg/dl	60 - 110 mg/dl
Blood Glucose Postprandial	268.8 mg/dl	70-140 mg/dl

**Thyroid Harmones T3 T4 TSH (Enzyme Immunoassay)**

T3, Total, Serum	0.89 ng/ml	0.74-1.79 ng/ml
T4, Total, Serum	8.68 ng/dl	4.7-12.8 ng/dl
TSH, SERUM (Enzyme Immunoas:	1.08 $\mu$ IU/ml	0.25-5.00 $\mu$ IU/ml

**HbA1C (Glycosylated Hb)**

glycosylated Hb	8.0 %	4.6-6.2 %
-----------------	-------	-----------

**ESR**

E.S.R (Westergren)	26 mm/hr	0 - 15 mm/hr
--------------------	----------	--------------

**Condition of Laboratory Testing & Reporting**  
(1) It is presumed that the test(s) performed are on the specimen(s)/Sample(s) belonging to the patient named or identified and the verification of the particulars have been carried out by the patient or his/her representative at the point of generation of the said specimen(s)/ Sample(s)(2) Laboratory investigations are only tool to facilitate in arriving at diagnosis and should be clinically correlated. (3) Tests results are not valid for medico legal Purposes (4) Test requested might not be performed due to following Reason: (a) Specimen received is insufficient or inappropriate. (haemolysed/clotted/lipemic etc.) (b) Incorrect specimen type for requested test. (c) Specimen quality is unsatisfactory. (d) There is a discrepancy between the label on the specimen container and the Name on the test requisition form. (5) The Results of the Test May vary from lab and also from time to time for the same patient. (6) The results of a laboratory test are dependent on the quality of the sample as well as the assay technology. (7) In case of queries or unexpected test results please call at +91 9297862282, Email- labasarfi@gmail.com

**24 HOUR EMERGENCY**

© AHL/D/0066/2545/July/22

**"KEEP THE REPORTS CAREFULLY AND BRING THEM ALONG DURING YOUR NEXT VISIT TO OUR HOSPITAL"**





Name	MRS. SUMAN MISHRA	Lab No:	1,849
Age	40 Yrs Sex : Female	Collection Date	13-Aug-2022
Doctor	Self-Walkin	Collection Time	1:59:33PM
Req. No.	AUG22-24392	Reporting Date	14-Aug-2022
Sub Dept.	Haematology	Reporting Time	10:46:18AM

Mediwheel

Test	Result	Reference Range
	<u>CBC</u>	
Haemoglobin	14.0 g/dl	11-16 g/dl
Red Blood Cells Count	4.66 / cumm	4.0 - 6.0 / cumm
TOTAL COUNT OF PLATELET	1.93 lakhs/cumm	1 - 4 lakhs/cumm
Total WBC Count	5,700 /cumm	4000 - 11000 /cumm
Neutrophils	67 %	55 - 75 %
Lymphocytes	30 %	15 - 30 %
Eosinophils	00 %	1 - 6 %
Monocytes	03 %	2 - 10 %
Basophils	00 %	0 - 1 %
PCV	41.4 %	40 - 54 %
MCV	88.9 cu-microns	80 - 99 cu-microns
MCHC	33.7 %	32 - 38 %
	<u>Blood Grouping</u>	
ABO Group	"B"	
Rh (Factor)	POSITIVE	
	<u>Blood Urea Nitrogen</u>	
Blood Urea Nitrogen	8.5 mg/dl	5 - 20 mg/dl

**Condition of Laboratory Testing & Reporting**

(1) It is presumed that the test(s) performed are on the specimen(s)/Sample(s) belonging to the patient named or identified and the verification of the particulars have been carried out by the patient or his/her representative at the point of generation of the said specimen(s)/ Sample(s). (2) Laboratory investigations are only tool to facilitate in arriving at diagnosis and should be clinically correlated. (3) Tests results are not valid for medico legal Purposes. (4) Test requested might not be performed due to following Reason: (a) Specimen received is insufficient or inappropriate. (haemolysed/clotted/lipemic etc.) (b) Incorrect specimen type for requested test. (c) Specimen quality is unsatisfactory. (d) There is a discrepancy between the label on the specimen container and the Name on the test requisition form. (5) The Results of the Test May vary from lab and also from time to time for the same patient. (6) The results of a laboratory test are dependent on the quality of the sample as well as the assay technology. (7) In case of queries or unexpected test results please call at +91 9297862282, Email- labasarfi@gmail.com

**24 HOUR EMERGENCY**

© AHL/D/0066/2545/July/22

**"KEEP THE REPORTS CAREFULLY AND BRING THEM ALONG DURING YOUR NEXT VISIT TO OUR HOSPITAL"**



# ASARFI HOSPITAL LABORATORY

(A Unit of Asarfi Hospital Ltd.)  
Baramuni, Bishnupur Polytechnic, Dhanbad 828 130  
Ph. No.: 7808368888, 9297862282, 9234681514



Name : MRS. SUMAN MISHRA  
Age : 40 Yrs Sex : Female  
Factor : Self-Walkin  
Reg. No. : AUG22-24392  
Sub Dept. : Biochemistry

Lab No: Mediwheel 1,838  
Collection Date: 13-Aug-2022  
Collection Time: 1:58:37PM  
Reporting Date: 14-Aug-2022  
Reporting Time: 10:46:18AM

Test	Result	Reference Range
Serum Cholesterol	<u>Lipid Profile</u> 196.0 mg/dl	150 - 250 mg/dl
Serum Triglyceride	99.0 mg/dl	50-190 mg/dl
HDL Cholesterol	72.0 mg/dl	45 - 65 mg/dl
LDL Cholesterol	105.0 mg/dl	Upto 160 mg/dl
VLDL Cholesterol	19.0 mg/dl	Upto 60 mg/dl

Dhanbad's 1st NABH & NABL Certified Hospital & Lab

PATHOLOGIST

ed by:

Checked by:

Condition of Laboratory Testing & Reporting  
(1) It is presumed that the test(s) performed are on the specimen(s)/Sample(s) belonging to the patient named or identified and the verification of the particulars have been carried out by the patient or his/her representative at the point of generation of the said specimen(s)/ Sample(s). (2) Laboratory investigations are only tool to facilitate in arriving at diagnosis and should be clinically correlated. (3) Tests results are representative of valid for medico legal Purposes. (4) Test requested might not be performed due to following Reason: (a) Specimen received is insufficient or inappropriate. (haemolysed/clotted/lipemic etc.) (b) Incorrect specimen type for requested test. (c) Specimen quality is unsatisfactory. (d) There is a discrepancy between the label on the specimen container and the Name on the test requisition form. (5) The Results of the Test May vary from lab and also from time to time for the same patient. (6) The results of a laboratory test are dependent on the quality of the sample as well as the assay technology. (7) In case of queries unexpected test results please call at +91 9297862282, Email- labasarfi@gmail.com

**24 HOUR EMERGENCY**

© AHL/D/0066/2545/July/22

"KEEP THE REPORTS CAREFULLY AND BRING THEM ALONG DURING YOUR NEXT VISIT TO OUR HOSPITAL"


"BRING THE REPORTS CAREFULLY TO OUR HOSPITAL"



# ASARFI HOSPITAL LABORATORY

(A Unit of Asarfi Hospital Ltd.)

Baramun, Bishnupur Polytechnic, Dhanbad 828 130  
Ph No: 7806368888 9297862282 9234681514



Name MRS. SUMAN MISHRA  
Age 40 Yrs Sex: Female  
Doctor Self-Walkin  
Reg.No. AUG22-24392

Lab No: 1,838  
Collection Date 13/8/2022  
Collection Time 1:58 pm  
Reporting Date 14/8/2022  
Reporting Time 12:23 pm

### KFT Panel

#### Blood Urea

Blood Urea 18.3 mg/dl 10-40 mg/dl

#### Serum Uric Acid

Uric Acid 2.9 mg/dl 2.5 - 6.0 mg/dl

#### Serum Calcium

Calcium 9.6 mg/dl 8.7 - 11 mg/dl

#### Serum Potassium (K), Sodium (Na)

Sodium 143.0 mmol/L 133 - 155 mmol/L

Potassium 3.6 mmol/L 3.5 - 5.5 mmol/L

#### Serum Chloride (Cl)

Chlorides 96.8 mmol/L 96 - 108 mmol/L

#### Serum Creatinine

S.Creatinine 0.4 mg/dl 0.6-1.2 mg/dl

#### Serum Phosphorus

Phosphorus 3.6 mg/dl 2.5 - 5.5 mg/dl

Dr.N.N.SINGH MD(PATH)  
PATHOLOGIST

#### Condition of Laboratory Testing & Reporting

(1) It is presumed that the test(s) performed are on the specimen(s)/Sample(s) belonging to the patient named or identified and the verification of the particulars have been carried out by the patient or his/her representative at the point of generation of the said specimen(s)/ Sample(s). (2) Laboratory investigations are only tool to facilitate in arriving at diagnosis and should be clinically correlated. (3) Tests results are not valid for medico legal Purposes. (4) Test requested might not be performed due to following Reason: (a) Specimen received is insufficient or inappropriate. (haemolysed/clotted/lipemic etc.) (b) Incorrect specimen type for requested test. (c) Specimen quality is unsatisfactory. (d) There is a discrepancy between the label on the specimen container and the Name on the test requisition form. (5) The Results of test May vary from lab and also from time to time for the same patient. (6) The results of a laboratory test are dependent on the quality of the sample as well as the assay technology. (7) In case of query or unexpected test results please call at +91 9297862282, Email- labasarfi@gmail.com

24 HOUR EMERGENCY

© AHL/D/0066/2545/July


"KEEP THE REPORTS CAREFULLY AND BRING THEM ALONG DURING YOUR NEXT VISIT TO OUR HOSPITAL"

"NEXT VISIT TO OUR HOSPITAL"





# RADIOLOGY REPORT



215

Patient Information			
Patient Name	MRS SUMAN MISHRA	Patient ID	24392
Age   Gender	40Y/FEMALE	Scan Date	AUG 13 2022
Referring Doctor	DR SEH	Report Date	AUG 13 2022

## X RAY CHEST

### FINDINGS :

Prominent bronco-vascular marking in both Para hilar shadow.  
Both costophrenic angles appear normal.  
The tracheal lucency is centrally placed.  
The mediastinal and diaphragmatic outlines appear normal.  
**The heart shadow is normal.**  
The bony thoracic cage and soft tissues are normal.

### IMPRESSION:

**Prominent bronco-vascular marking in both Para hilar shadow.**

**Dr. Kajal Agarwal**  
MD Radiology(MPMC-18472)  
Consultant Radiologist







**ECHOCARDIOGRAPHY REPORT**  
**Reports**

Name: **mrs suman mishra**

Age **40**

Sex **Female**

Date: **08/13/2022**

**2D & M-MODE MEASUREMENTS**

IVSd	0.9 cm
LVIDd	4.1 cm
LVPWd	0.9 cm
IVSs	1.4 cm
LVIDs	2.7 cm
Ao Diam	2.8 cm
LA Diam	3.8 cm

**2D & M-MODE CALCULATIONS**

EDV(Teich)	75 ml
ESV(Teich)	28 ml
EF(Teich)	63 %
%FS	34 %
SV(Teich)	47 ml
LVd Mass	131.89 g
RWT	0.43
LA/Ao	1.38

**MITRAL VALVE**

MV E Vel	0.93 m/s
MV DecT	203 ms
MV Dec Slope	4.6 m/s <sup>2</sup>
MV A Vel	0.59 m/s
MV E/A Ratio	1.56
E'	0.12 m/s
E/E'	7.46

**AORTIC VALVE**

AV Vmax	1.45 m/s
AV maxPG	8.39 mmHg

**TRICUSPID VALVE**

PV Vmax	0.99 m/s
PV maxPG	3.89 mmHg

**COMMENTS:**

- NORMAL SIZE CARDIAC CHAMBERS
- NO LVRWMA
- NORMAL LV SYSTOLIC FUNCTION (EF-63%)
- NO MR, AR, NO TR
- IAS, IVS INTACT
- NO CLOT, PE
- IVC NORMAL

**IMPRESSION:**

- NORMAL SIZE CARDIAC CHAMBERS
- NO LVRWMA
- NORMAL LV SYSTOLIC FUNCTION (EF-63%)

DR. S. H CHAVAN  
(CONSULTANT CARDIOLOGIST)

TECH. SIG


## RADIOLOGY REPORT

Reg. No.	24302	Ref. Dr.	SFIIT
Name	MRS. SUMAN MISHRA	Study	USG W/A
Age & Sex	40Y F	Reporting Date	20.08.2022

### USG WHOLE ABDOMEN

- LIVER** : Liver is normal in size, shape & echotexture. No obvious focal lesion is seen. IHBR are not dilated.
- GALL BLADDER** : Past cholecystectomy status.
- CBD** : CBD is normal in course & caliber.
- PV** : PV is normal in course & caliber.
- PANCREAS** : Pancreas is normal in size, shape & echotexture. Peripancreatic soft tissues appear normal. MPD is not dilated.
- SPLEEN** : Spleen is normal in shape, size & echotexture. It measures 10.3 cm in size.
- KIDNEYS** : The right kidney measures 10.2 x 3.6cm. The left kidney measures 10.8 x 5.3cm. Both kidneys are normal in shape, size & position. The pelvicalyceal system is normal. Corticomedullary differentiation is maintained. No focal lesion is seen.
- URINARY BLADDER** : Urinary bladder is well distended. No obvious calculus or mass lesion is seen. The wall thickness is normal.
- UTERUS** : Uterus is normal in size, shape & echotexture. It measures 9.3 x 3.9 x 4.3 cm. Endometrium is central and measures 6.6 mm. A small oval well defined hypoechoic lesion measuring 15 x 11mm is seen in the fundus of uterus.
- OVARIES** : The right ovary measures 3.3 x 2.3cm. The left ovary measures 3.1 x 2.1cm. Both ovaries are normal in shape, size & position.
- OTHERS** : No ascites or retroperitoneal lymphadenopathy is seen.
- IMPRESSION** :
  - A small oval well defined hypoechoic lesion in the fundus of uterus, likely intramural fibroid.

Clinical correlation is suggested.



**Dr. VAISHALI PATEL**  
**MBBS, DNB (Radio-diagnosis)**  
**Consultant Radiologist**





MRS SUMAN MISHRA

ID: 000024392

Visit:

13-Aug-2022

16:18:44

40 years

Caucasian

Female

Referred by: DR S H CHAVAN

Test Ind:

TABULAR SUMMARY REPORT

Total Exercise time: 6:11

Max HR: 158bpm 105% of max predicted 150bpm

Max BP: 110/70

Reason for Termination: Leg discomfort

Comments:

Phase Name	Stage Name	Time in Stage	Speed (mph)	Grade %	Work Load METS	HR bpm	SP mmHg	BP mmHg
PRETEST	SUPINE	1:06	0.3	0.0	1.3	106		
EXERCISE	STAGE 1	3:00	1.7	10.0	4.6	143		
	STAGE 2	3:00	2.5	12.0	7.6	148		
	STAGE 3	0:11	3.4	14.0	7.2	170		
RECOVERY	Post	4:15	0.3	0.0	1.0	98		

*THt is negative for inducible ischemia*



Technician:

P/N 2009S28-021

Vital Signs

Unconfirmed

40 Years

MRS SUMAN MISHRA  
Female

13-Aug-22 14:58:32  
MEDICA DEHRAD

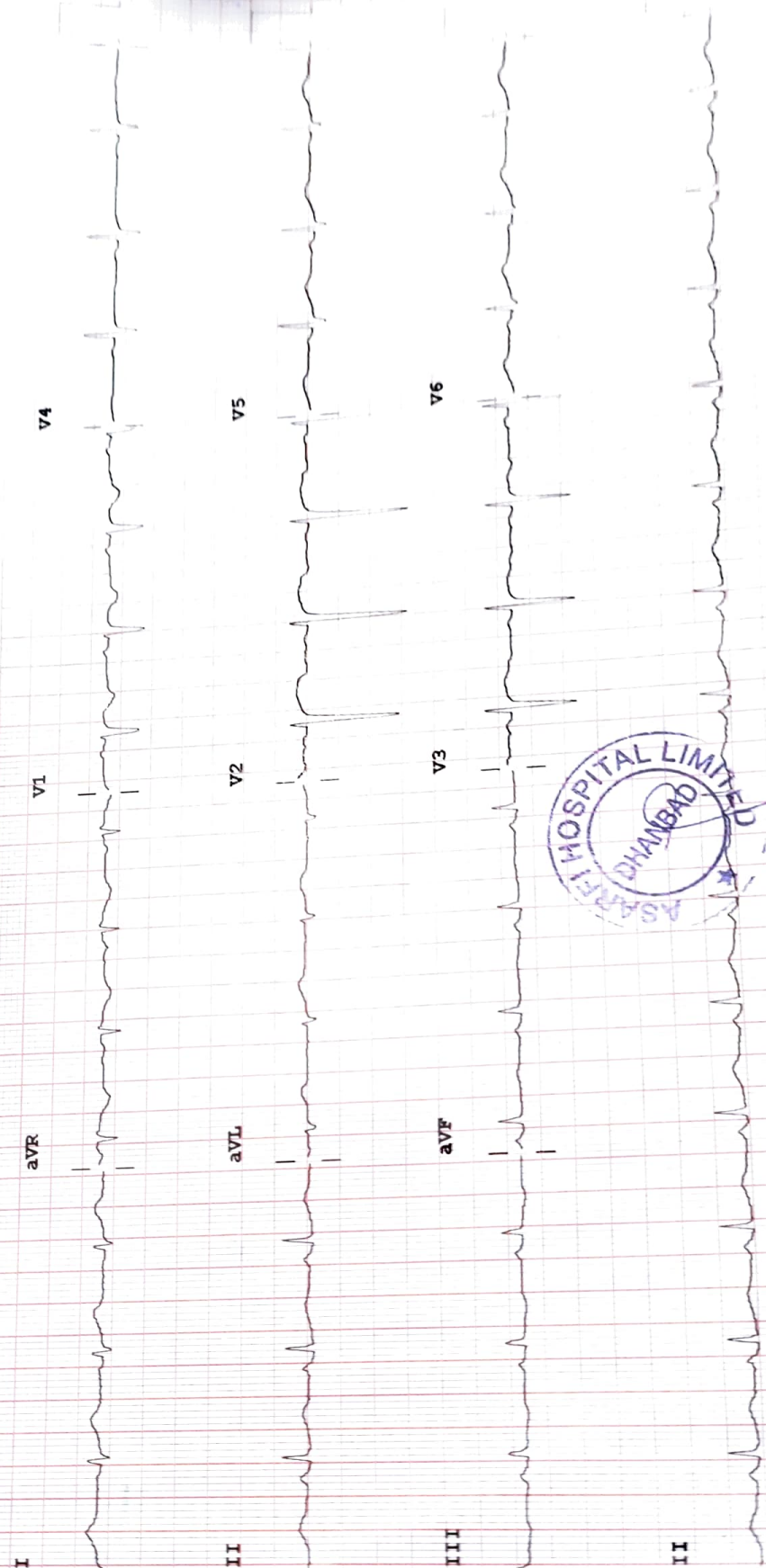
Rate 89 . Sinus rhythm.....  
 PR 133 . Low voltage, extremity leads.....normal P axis, V-rate 50- 99  
 QRS 88 .....all extremity leads <0.5mV  
 QT 380  
 QTc 463

--AXIS--  
 P 75  
 QRS 77  
 T 21

12 Lead; Standard Placement

- OTHERWISE NORMAL ECG -

Unconfirmed Diagnosis



P 50- 0.50-100 Hz W PH100B CL - P

Limb: 10 mm/mV Chest: 10.0 mm/mV

Speed: 25 mm/sec

Trace:





sajal pratap <sajalpratap1993@gmail.com>

**Fwd: Health Check up Booking Request(bobS14905).Package Code(PKG10000228),Beneficiary Code(53191)**

1 message

**Mishra Dilip Kumar** <Dilip.Mishra@bankofbaroda.com>  
To: "sajalpratap1993@gmail.com" <sajalpratap1993@gmail.com>

Sat, Aug 13, 2022 at 11:06 AM

Get Outlook for Android

**From:** Mediwheel <customercare@policywheel.com>  
**Sent:** Wednesday, August 10, 2022 12:47:23 PM  
**To:** Mishra Dilip Kumar <Dilip.Mishra@bankofbaroda.com>  
**Cc:** Mediwheel CC <customercare@mediwheel.in>; Mediwheel CC <mediwheelwellness@gmail.com>  
**Subject:** Health Check up Booking Request(bobS14905),Package Code(PKG10000228),Beneficiary Code(53191)



**\*\*सावधान:** यह मेल बैंक डोमेन के बाहर से आया है. अगर आप प्रेषक को नहीं जानते तो मेल में दी गयी लिंक पर क्लिक ना करें या अटैचमेंट ना खोलें.  
**\*\*CAUTION:** THIS MAIL IS ORIGINATED FROM OUTSIDE OF THE BANK'S DOMAIN. DO NOT CLICK ON LINKS OR OPEN ATTACHMENTS UNLESS YOU KNOW THE SENDER.



**Mediwheel**  
...Your wellness partner



**011-41195959**

Email:wellness@mediwheel.in

Dear Suman Mishra,

Thanks for booking Health Checkup and we have required following document for confirmation of booking health checkup.

1. HRM Letter
2. Bank of Baroda Employee ID
3. Your photo ID

Please note following instruction for HRM letter.

1. For generating permission letter for cashless health check-up in the HR Connect, the path to be followed is given below:

- a) Employee Self Service-> Reimbursement-> Reimbursement application ->Add New value ->Reimbursement Type: Mandatory Health Check-up – Click Add
- b) Select Financial Year 2021-22, Self or Spouse, Claim Type - Cashless and Submit
- c) After submission, click print button to generate 'Permission Letter'

**Booking Date** : 10-08-2022

**Health Check up Name** : Medi-Wheel Full Body Health Checkup Female Below 40

**Health Check Code** : PKG10000228

**Name of Diagnostic/Hospital** : Asarfi Hospital LimitedDhanbad

Address of Diagnostic/Hospital: Baramuri, P.O. - Bishunpur Polytechnic  
Appointment Date: 13-08-2022  
Preferred Time: 09:00 AM

Member Information			
Booked Member Name	Age	Gender	Cost(In INR)
Suman Mishra	40	Female	Cashless
Total amount to be paid			Cashless

We will get back to you with confirmation update shortly. Please find the package details as attached for your reference.

**Package Name** Medi-Wheel Full Body Health Checkup Female Below 40 - Includes (37) Tests

**Tests included in this Package** Ecg, TSH, X-ray Chest, Stress Test (tmt)/ 2d Echo, Blood Sugar Postprandial, A:g Ratio, Blood Group, Total Cholesterol, Triglycerides, Fasting Blood Sugar, Ultrasound Whole Abdomen, Glycosylated Haemoglobin (hba1c), Hdl, Vldl, Urine Analysis, LDL, Total Protine, General Consultation, HDL/ LDL ratio, GGT(Gamma-glutamyl Transferase), Eye Check-up consultation, ALP (ALKALINE PHOSPHATASE), Uric Acid, AST/ALT Ratio, Serum Protein, CBC with ESR, Stool Analysis, Urine Sugar Fasting, Urine Sugar PP, T3, T4, Cholesterol Total / HDL Ratio, BUN, BUN/Creatinine Ratio, Bilirubin Total & Direct and Indirect, Albumin, Globulin

© 2022, Arcofemi Healthcare Limited.

**bob**  
World

75  
आज़ादी का  
अमृत महोत्सव

75  
Azadi Ka  
Amrit Mahotsav

अस्वीकरण: \*\*\*\*\*

\*\*\*\*\* यह ईमेल (किसी भी संलग्नक सहित) केवल अपेक्षित प्राप्तकर्ता/ओं के उपयोग के लिए है और इसमें ऐसी सामग्री हो सकती है जो कंपनी की गोपनीय और निजी सूचना हो. दूसरों द्वारा इसमें कोई भी संशोधन या इसे आधार बनाना या इस संदेश की किसी भी या सभी सामग्री को कॉपी करना या वितरित करना या अग्रिम करना पूरी तरह से वर्जित है. यदि आप अपेक्षित प्राप्तकर्ता नहीं हैं, तो कृपया ईमेल द्वारा संबंधित प्रेषक से संपर्क करें और सभी प्रतियां हटा दें. इस संबंध में आपका सहयोग वांछनीय है. \*\*\*\*\*

Disclaimer:

\*\*\*\*\* This email (including any attachments) is intended for the sole use of the intended recipient/s and may contain material that is CONFIDENTIAL AND PRIVATE COMPANY INFORMATION. Any review or reliance by others or copying or distribution or forwarding of any or all of the contents in this message is STRICTLY PROHIBITED. If you are not the intended recipient, please contact the sender by email and delete all copies; your cooperation in this regard is appreciated. \*\*\*\*\*





**Asarfi Hospital Limited.**  
Baramuri, P.O.-Bishunpur Polytechnic, Dhanbad(Jharkhand)  
Phone : 03262295147 Fax : 08817844529  
Email: asarfihospital@hotmail.com



**Medi Wheel Full Body Health Checkup**

Bill No: AHL/Medi Wheel/2022/55  
TIN NO.20861605701

Bill Date : 20.08.2022

**Patient Details**

Registration no : AUG22-24392

Patient Name : MRS SUMAN MISHRA

Age : 40 Yrs

Address : CHAS BOKARO, JHARKHAND, INDIA

Gender : FEMALE

Phone No.

Mobile No : 8102265035

Sl.No.	Service(s) Name	Rate	Quantity	Discount	Total.
1	Medi Wheel Full Body Health Checkup abhove 40 Years (PACKAGE)	2100.00	1	0.00	2100.00
<b>Total Rs.</b>					<b>2100.00</b>
<b>Net Amount.</b>					<b>2100.00</b>

(Rupees Two Thousand One Hundred Only)

Prepared By :

Mr. Anikesh paul







Mediwheel

Recd. No. : AUG22-24392

Patient Name : MRS. SUMAN MISHRA

Age/Sex : 40 Y 8 M 0 D / Female

Address : CHAS, BOKARO - Jharkhand, INDIA

Doctor : Dr. Uday Shankar MBBS, MD, D. Cardio., FCCS

Allergies :

History and complaints :

Examination :

Diagnosis :

Investigations :

FBS. after 10 days  
PPBS  
↓  
Glycose review.

Follow up: Days  
Date :  
Time :

Advice (Diet/ Lifestyle / Rehab)

\*Prescription to be valid for 7 Days only.

Free EYE Glass Checkup (FOR ANY FAMILY MEMBERS)

# OUT PATIENT DEPARTMENT

Visit

Mobile

Date

सर्वकेंद्रित स्वास्थ्य

Department of Cardiology

OPD/200822/18344

8102265035

20-Aug-2022 1:48 pm

MON-SAT (10AM - 2PM)

C SPO2 : 98 %  
BPM B.P. : 130/90 mm/Hg

Height : Ft In Temp. :  
Weight : 53. Kg Pulse : 86

Type II DM,  
C/O DOE  
leg cramps.

Medicines Prescribed:

- T. Ecosprin AV (75/10) 100 →
- T. Glipon MF forte (20/1000) BD
- T. Glyflorex 107 100 →
- T. Pregadoc 757 100 → 1x10 days
- T. Metilds Plus 100 → 1x1 month

Signature of Doctor

DR. UDAY SHANKAR  
MBBS, D. Cardio  
Non-Invasive Cardiologist  
Asarfi Hospital Ltd  
Dhanbad





Reg 2:12 PM  
 W.Up-1 2:15 PM  
 W.Up-2 2:30 PM  
 OPD  
 OUT Time

# नयनश्री नेत्रालय

(A Unit of Asarfi Hospital Limited)

7707073096, 7808368888 | www.asarfihospital.com, info@asarfihospital.com  
 Suri, Bishunpur Polytechnic, Dhanbad - 828 130 (Jharkhand)

Name of Patient Mrs. Suman Mishra Reg. No. 24392  
 Age/ Gender 40/F Mobile No. 8102265035  
 Address Chas Bokaro

General Examination : BP \_\_\_\_\_ mmhg Weight \_\_\_\_\_ Kgs

Chief Complaints : Routine Checkup  
Blurry Eye

H/o Present illness - Last Ocular Examination done 5 yrs ago,  
NO H/O PGP,  
NO H/O Ocular/Head trauma,  
Fastig - 129 MG/DL  
PP - 268 MG/DL  
1:58 PM  
6/13/08/2

Systemic History : Medical/ Surgical - Gall bladder removal in 2005,

DM - <u>10 yrs DM</u>	HTN - <u>x</u>	CAD - <u>x</u>	Dyslipidemia - <u>x</u>
Asthma - <u>x</u>	Dysthyroid - <u>x</u>	Koch's - <u>x</u>	Arthritis/Others - <u>x</u>

Drug Allergy :- Not known

Present Medications/Antiplatelets - 8 Km allergy -  
15 yrs DM (occ)

Personal history : Smoking /Alcohol (with duration) - Nil

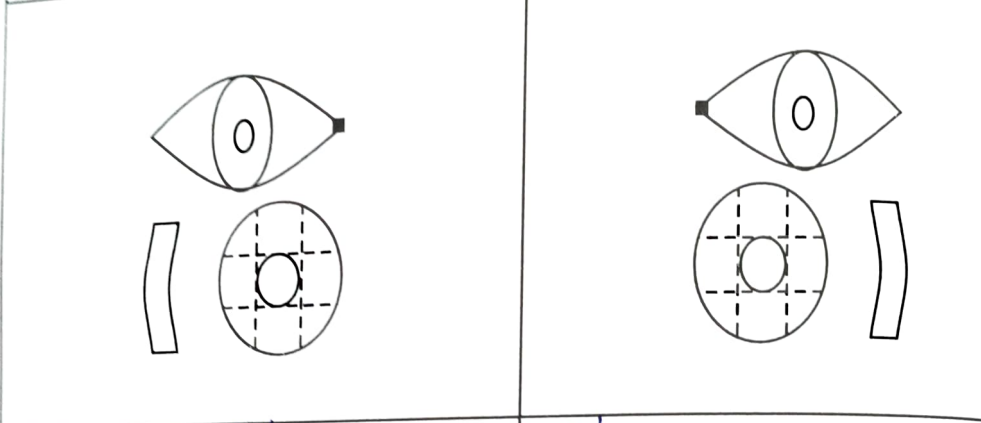
## EXTERNAL EXAMINATION

Head Posture :- <u>Normal</u>		
Ocular alignment : <u>Ortho</u>		
	RIGHT EYE	LEFT EYE
Ocular Motility	<u>Full range free - 04</u>	
Distance UCVA/with PH	<u>6/9P → 6/6</u>	<u>6/9 → 6/6</u>
Near UCVA (at 33 cms)	<u>N8</u>	<u>N6 B.G.</u>

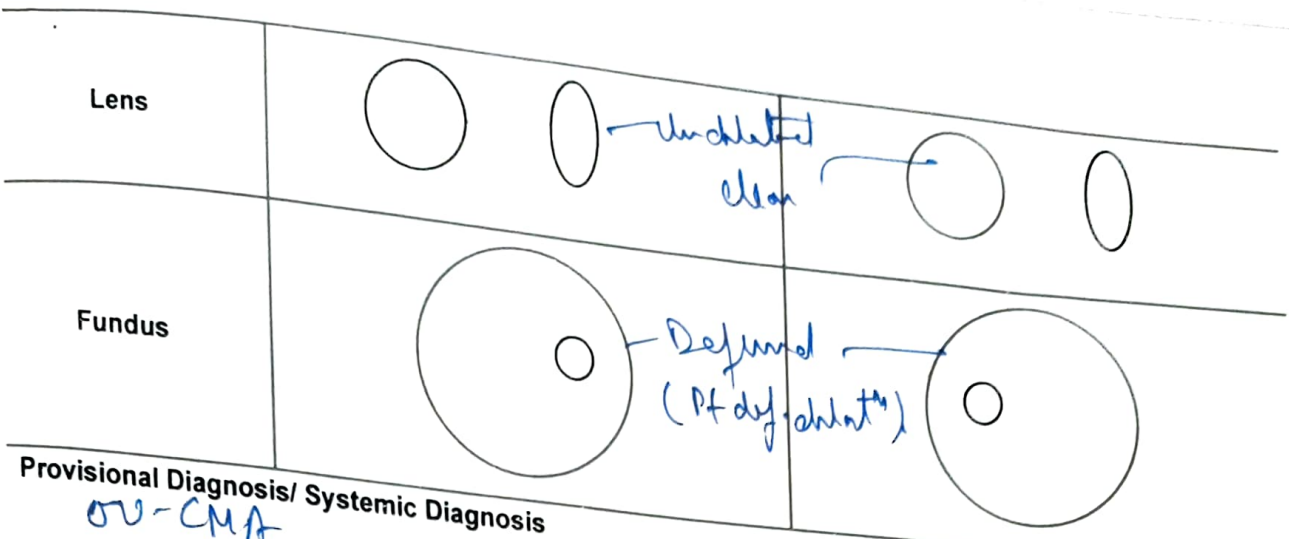
	RIGHT EYE	LEFT EYE
Distance VA with spectacles	NA	
Near VA with spectacles (at 33cms)	NA	
IOP (GAT/NCT, mm hg) / CCT Adjusted @ 2:20 AM/PM	AV - 20 Ad - 21	AV - 21 Ad - 22
CCT (microns)	517	516
Colour vision (if indicated, Ishihara)	NA	
Refraction	Dist Acc - 0.75 ds sph / -0.50 x 90° cyl Near Adol - +1.00 → 04 → Nc	Dist Acc - 0.75 ds sph / -0.50 x 160° cyl

None will not be prescribed as DM level is high

SLIT LAMP EXAMINATION



AC	ND/a	ND/a
Iris	NcP	NcP
Pupil/RAPD	RIRIR - 04	
PXF		nd
Gonioscopy (if indicated)	X	NA
Lacrimal sac		NA
PDP (mm)		Pt defused distal



Provisional Diagnosis/ Systemic Diagnosis

OU-CMA  
Prakhyatna -

DM.

Investigation (s):

Plan of Treatment/ management:

1) Review IUS for detached fundus Exam.  
(in v/o DM).

Arms.  
20/08/22

Dr. Gurcharan Singh  
MS (Ophthalmology) FLVPEI  
Consultant Ophthalmologist  
Reg. No.-WBMC60994





Prognosis:

CONDITION EXPLAINED AND MANAGEMENT DISCUSSED WITH THE PATIENT/ ATTENDANT

Ophthalmologist

W8: 2:20pm

Optometrist

Dil: - Dil not  
willing for

Frontdesk

Date :

Time :

AR

NCT

CCT

Ref.



# ASARFI HOSPITAL LABORATORY

(A Unit of Asarfi Hospital LM)  
Baramun, Bishnupur Polytechnic, Dhanbad 828 130  
Ph No. 7808368888 9297862282 9234681514



Name MRS. SUMAN MISHRA

Age 40 Yrs Sex Female

Doctor Self-Walkin

Reg. No. AUG22-24392

Sub Dept. Clinical Pathology

Lab No: 1,830

Collection Date 13-Aug-2022

Collection Time 1:57:57PM

Reporting Date 20-Aug-2022

Reporting Time 3:01:43PM

Test

Result

Reference Range

### Routine Examination Of Urine

Appearance	CLEAR	
Colour	STRAW	
Quantity	25 ml (Approx)	
Specific Gravity	1.010	
Albumin.	NIL	
Bile Pigments	XX	
Bile Salts	XX	
Ketone Bodies	XX	
Reaction (pH)	ACIDIC	
Sugar	PRESENT (++++)	
Bacteria	NOT SEEN /hpf.	/hpf.
Casts	NOT SEEN /hpf.	/hpf.
Crystals	NOT SEEN /hpf.	/hpf.
Epithelial Cells	2-3	
Pus Cells	1-2 /hpf	/hpf
RBC	NIL /hpf	

#### Condition of Laboratory Testing & Reporting

(1) It is presumed that the test(s) performed are on the specimen(s)/Sample(s) belonging to the patient named or identified and the verification of the particulars have been carried out by the patient or his/her representative at the point of generation of the said specimen(s)/ Sample(s)(2) Laboratory investigations are only tool to facilitate in arriving at diagnosis and should be clinically correlated. (3) Tests results are not valid for medico legal Purposes (4) Test requested might not be performed due to following Reason: (a) Specimen received is insufficient or inappropriate. (haemolysed/clotted/lipemic etc.) (b) Incorrect specimen type for requested test. (c) Specimen quality is unsatisfactory. (d) There is a discrepancy between the label on the specimen container and the Name on the test requisition form. (5) The Results of the Test May vary from lab and also from time to time for the same patient. (6) The results of a laboratory test are dependent on the quality of the sample as well as the assay technology. (7) In case of queries or unexpected test results please call at +91 9297862282, Email- labasarfi@gmail.com

**24 HOUR EMERGENCY**

© AHL/D/0066/2545/July/22


**"KEEP THE REPORTS CAREFULLY AND BRING THEM ALONG DURING YOUR NEXT VISIT TO OUR HOSPITAL"**

1993@gmail.com



# ASARFI HOSPITAL LABORATORY

(A Unit of Asarfi Hospital Ltd )  
Baramuri, Bishnupur Polytechnic, Dhanbad 828 130  
Ph. No. 7808368888, 9297862282, 9234681514



Mediwheel

Name	: MRS. SUMAN MISHRA	Lab No:	: 1,854
Age	: 40 Yrs Sex : Female	Collection Date	: 13-Aug-2022
Doctor	: Self-Walkin	Collection Time	: 2:00:09PM
Reg. No.	: AUG22-24392	Reporting Date	: 20-Aug-2022
Sub Dept.	: Clinical Pathology	Reporting Time	: 3:02:12PM

Test	Result	Reference Range
------	--------	-----------------

### Stool - Routine

Form & Consistency	SEMISOLID
Colour	BROWN
Reaction (pH)	ALKALINE
Occult Blood	NEGATIVE
Protozoa	NOT FOUND
Ova	NOT FOUND
Epithelial Cells	2-3
Pus Cells (Stool)	1-2
Red Blood Cells (Stool)	NIL
Vegetable Cells	NOT SEEN
Yeast Cells	NOT SEEN
Cyst (stool)	NOT SEEN

### Thyroid Harmones T3 T4 TSH (Enzyme Immunoassay)

T3, Total, Serum	0.89 ng/ml	0.74-1.79 ng/ml
T4, Total, Serum	8.68 ng/dl	4.7-12.8 ng/dl
TSH, SERUM (Enzyme Immunoas:	1.08 $\mu$ IU/ml	0.25-5.00 $\mu$ IU/ml

### HbA1C (Glycosylated Hb)

glycosylated Hb	8.0 %	4.6-6.2 %
-----------------	-------	-----------

### ESR

E.S.R (Westergren)	26 mm/hr	0 - 15 mm/hr
--------------------	----------	--------------

**Condition of Laboratory Testing & Reporting**  
 (1) It is presumed that the test(s) performed are on the specimen(s) / Sample(s) belonging to the patient named or identified and the verification of the particulars have been carried out by the patient or his/her representative at the point of generation of the said specimen(s) / Sample(s). (2) Laboratory investigations are only tool to facilitate in arriving at diagnosis and should be clinically correlated. (3) Tests results are not valid for medico legal Purposes. (4) Test requested might not be performed due to following Reason: (a) Specimen received is insufficient or inappropriate. (haemolysed/clotted/lipemic etc.) (b) Incorrect specimen type for requested test. (c) Specimen quality is unsatisfactory. (d) There is a discrepancy between the label on the specimen container and the Name on the test requisition form. (5) The Results of the Test May vary from lab and also from time to time for the same patient. (6) The results of a laboratory test are dependent on the quality of the sample as well as the assay technology. (7) In case of queries or unexpected test results please call at +91 9297862282, Email- labasarfi@gmail.com

**24 HOUR EMERGENCY**

© AHL/D/0066/2545/July/22

**"KEEP THE REPORTS CAREFULLY AND BRING THEM ALONG DURING YOUR NEXT VISIT TO OUR HOSPITAL"**





**असर्फी हॉस्पिटल**  
हमारे लिए स्वास्थ्य

# ASARFI HOSPITAL LABORATORY

(A Unit of Asarfi Hospital Ltd)  
Baramuri, Bishnupur Polytechnic, Dhanbad 828 130  
Ph. No: 7808368888 9297862282 9234681514



Name: MRS. SUMAN MISHRA 246  
Age: 40 Yrs Sex: Female  
Sector: Self-Walkin  
Pa. No.: AUG22-24392  
Lab Dept.: Clinical Pathology

Lab No: 1,838  
Collection Date: 13-Aug-2022  
Collection Time: 1:58:37PM  
Reporting Date: 14-Aug-2022  
Reporting Time: 10:46:18AM

Test	Result	Reference Range
<b>Liver Function Test (LFT)</b>		
Bilirubin (Total)	0.4 mg/dl	0.2 - 1.0 mg/dl
Bilirubin (Direct)	0.2 mg/dl	0 - 0.2 mg/dl
Bilirubin (Indirect)	0.2 mg/dl	0.2 - 0.8 mg/dl
SGOT	19.3 IU/L	< 40 IU/L
SGPT	16.9 IU/L	< 49 IU/L
Alkaline Phosphatase	315.0 IU/L	70-306 IU/L
Total Proteins	7.3 g/dl	6.5 - 8.5 g/dl
Albumin	4.0 g/dl	3.5 - 5.5 g/dl
Globulin	3.3 g/dl	1.5 - 3.5 g/dl
Gamma-GT	12.4 U/L	0-38 U/L
<b>Blood Glucose - Fasting, Postprandial</b>		
Blood Glucose Fasting	129.7 mg/dl	60 - 110 mg/dl
Blood Glucose Postprandial	268.8 mg/dl	70-140 mg/dl
<b>Thyroid Harmones T3 T4 TSH (Enzyme Immunoassay)</b>		
T3, Total, Serum	0.89 ng/ml	0.74-1.79 ng/ml
T4, Total, Serum	8.68 ng/dl	4.7-12.8 ng/dl
TSH, SERUM (Enzyme Immunoas)	1.08 $\mu$ IU/ml	0.25-5.00 $\mu$ IU/ml
<b>HbA1C (Glycosylated Hb)</b>		
glycosylated Hb	8.0 %	4.6-6.2 %
<b>ESR</b>		
E.S.R (Westergren)	26 mm/hr	0 - 15 mm/hr

**Condition of Laboratory Testing & Reporting**

(1) It is presumed that the test(s) performed are on the specimen(s)/Sample(s) belonging to the patient named or identified and the verification of the particulars have been carried out by the patient or his/her representative at the point of generation of the said specimen(s)/ Sample(s)(2) Laboratory investigations are only tool to facilitate in arriving at diagnosis and should be clinically correlated. (3) Tests results are not valid for medico legal Purposes (4) Test requested might not be performed due to following Reason: (a) Specimen received is insufficient or inappropriate. (haemolysed/clotted/lipemic etc.) (b) Incorrect specimen type for requested test. (c) Specimen quality is unsatisfactory. (d) There is a discrepancy between the label on the specimen container and the Name on the test requisition form. (5) The Results of the Test May vary from lab and also from time to time for the same patient. (6) The results of a laboratory test are dependent on the quality of the sample as well as the assay technology. (7) In case of queries or unexpected test results please call at +91 9297862282, Email- labasarfi@gmail.com

**24 HOUR EMERGENCY**

© AHL/D/0066/2545/July/22

**"KEEP THE REPORTS CAREFULLY AND BRING THEM ALONG DURING YOUR NEXT VISIT TO OUR HOSPITAL"**



**असर्फी हॉस्पिटल**  
सबके लिए स्वास्थ्य

# ASARFI HOSPITAL LABORATORY

(A Unit of Asarfi Hospital Ltd.)

Baramuri, Bishnupur Polytechnic, Dhanbad 828 130  
Ph. No.: 7808368888, 9297862282, 9234681514



Name	MRS. SUMAN MISHRA	Lab No:	1,849
Age	40 Yrs Sex : Female	Collection Date	13-Aug-2022
Doctor	Self-Walkin	Collection Time	1:59:33PM
Req. No.	AUG22-24392	Reporting Date	14-Aug-2022
Sub Dept.	Haematology	Reporting Time	10:46:18AM

Mediwheel

Test	Result	Reference Range
<u>CBC</u>		
Haemoglobin	14.0 g/dl	11-16 g/dl
Red Blood Cells Count	4.66 / cumm	4.0 - 6.0 / cumm
TOTAL COUNT OF PLATELET	1.93 lakhs/cumm	1 - 4 lakhs/cumm
Total.WBC Count	5,700 /cumm	4000 - 11000 /cumm
Neutrophils	67 %	55 - 75 %
Lymphocytes	30 %	15 - 30 %
Eosinophils	00 %	1 - 6 %
Monocytes	03 %	2 - 10 %
Basophils	00 %	0 - 1 %
PCV	41.4 %	40 - 54 %
MCV	88.9 cu-microns	80 - 99 cu-microns
MCHC	33.7 %	32 - 38 %
<u>Blood Grouping</u>		
ABO Group	"B"	
Rh (Factor)	POSITIVE	
<u>Blood Urea Nitrogen</u>		
Blood Urea Nitrogen	8.5 mg/dl	5 - 20 mg/dl

**Condition of Laboratory Testing & Reporting**

(1) It is presumed that the test(s) performed are on the specimen(s)/Sample(s) belonging to the patient named or identified and the verification of the particulars have been carried out by the patient or his/her representative at the point of generation of the said specimen(s)/ Sample(s)(2) Laboratory investigations are only tool to facilitate in arriving at diagnosis and should be clinically correlated. (3) Tests results are not valid for medico legal Purposes. (4) Test requested might not be performed due to following Reason: (a) Specimen received is insufficient or inappropriate. (haemolysed/clotted/lipemic etc.) (b) Incorrect specimen type for requested test. (c) Specimen quality is unsatisfactory. (d) There is a discrepancy between the label on the specimen container and the Name on the test requisition form. (5) The Results of the Test May vary from lab and also from time to time for the same patient. (6) The results of a laboratory test are dependent on the quality of the sample as well as the assay technology. (7) In case of queries or unexpected test results please call at +91 9297862282, Email- labasarfi@gmail.com

**24 HOUR EMERGENCY**

© AHL/D/0066/2545/July/22

**"KEEP THE REPORTS CAREFULLY AND BRING THEM ALONG DURING YOUR NEXT VISIT TO OUR HOSPITAL"**



# ASARFI HOSPITAL LABORATORY

(A Unit of Asarfi Hospital Ltd.)  
Baramuni, Bishnupur Polytechnic, Dhanbad 828 130  
Ph. No.: 7808368888, 9297862282, 9234681514



Name : MRS. SUMAN MISHRA  
Age : 40 Yrs Sex : Female  
Factor : Self-Walkin  
Reg. No. : AUG22-24392  
Sub Dept. : Biochemistry

Lab No: Mediwheel 1,838  
Collection Date: 13-Aug-2022  
Collection Time: 1:58:37PM  
Reporting Date: 14-Aug-2022  
Reporting Time: 10:46:18AM

Test	Result	Reference Range
Serum Cholesterol	<u>Lipid Profile</u> 196.0 mg/dl	150 - 250 mg/dl
Serum Triglyceride	99.0 mg/dl	50-190 mg/dl
HDL Cholesterol	72.0 mg/dl	45 - 65 mg/dl
LDL Cholesterol	105.0 mg/dl	Upto 160 mg/dl
VLDL Cholesterol	19.0 mg/dl	Upto 60 mg/dl

Dhanbad's 1st NABH & NABL Certified Hospital & Lab

PATHOLOGIST

ed by:

Checked by:

### Condition of Laboratory Testing & Reporting

(1) It is presumed that the test(s) performed are on the specimen(s)/Sample(s) belonging to the patient named or identified and the verification of the particulars have been carried out by the patient or his/her representative at the point of generation of the said specimen(s)/ Sample(s). (2) Laboratory investigations are only tool to facilitate in arriving at diagnosis and should be clinically correlated. (3) Tests results are representative of valid for medico legal Purposes. (4) Test requested might not be performed due to following Reason: (a) Specimen received is insufficient or inappropriate. (haemolysed/clotted/lipemic etc.) (b) Incorrect specimen type for requested test. (c) Specimen quality is unsatisfactory. (d) There is a discrepancy between the label on the specimen container and the Name on the test requisition form. (5) The Results of the Test May vary from lab and also from time to time for the same patient. (6) The results of a laboratory test are dependent on the quality of the sample as well as the assay technology. (7) In case of queries unexpected test results please call at +91 9297862282, Email- labasarfi@gmail.com

**24 HOUR EMERGENCY**

© AHL/D/0066/2545/July/22

**"KEEP THE REPORTS CAREFULLY AND BRING THEM ALONG DURING YOUR NEXT VISIT TO OUR HOSPITAL"**

"BRING THE REPORTS CAREFULLY TO OUR HOSPITAL"






# ASARFI HOSPITAL LABORATORY

(A Unit of Asarfi Hospital Ltd.)

Baramun, Bishnupur Polytechnic, Dhanbad 828 130  
Ph No: 7806368888 9297862282 9234681514



Name: MRS. SUMAN MISHRA  
Age: 40 Yrs Sex: Female  
Doctor: Self-Walkin  
Reg.No.: AUG22-24392

Lab No: 1,838  
Collection Date: 13/8/2022  
Collection Time: 1:58 pm  
Reporting Date: 14/8/2022  
Reporting Time: 12:23 pm

### KFT Panel

#### Blood Urea

Blood Urea 18.3 mg/dl 10-40 mg/dl

#### Serum Uric Acid

Uric Acid 2.9 mg/dl 2.5 - 6.0 mg/dl

#### Serum Calcium

Calcium 9.6 mg/dl 8.7 - 11 mg/dl

#### Serum Potassium (K), Sodium (Na)

Sodium 143.0 mmol/L 133 - 155 mmol/L

Potassium 3.6 mmol/L 3.5 - 5.5 mmol/L

#### Serum Chloride (Cl)

Chlorides 96.8 mmol/L 96 - 108 mmol/L

#### Serum Creatinine

S.Creatinine 0.4 mg/dl 0.6-1.2 mg/dl

#### Serum Phosphorus

Phosphorus 3.6 mg/dl 2.5 - 5.5 mg/dl

Dr.N.N.SINGH MD(PATH)  
PATHOLOGIST

Condition of Laboratory Testing & Reporting  
(1) It is presumed that the test(s) performed are on the specimen(s)/Sample(s) belonging to the patient named or identified and the verification of the particulars have been carried out by the patient or his/her representative at the point of generation of the said specimen(s)/ Sample(s). (2) Laboratory investigations are only tool to facilitate in arriving at diagnosis and should be clinically correlated. (3) Tests results are not valid for medico legal Purposes. (4) Test requested might not be performed due to following Reason: (a) Specimen received is insufficient or inappropriate. (haemolysed/clotted/lipemic etc.) (b) Incorrect specimen type for requested test. (c) Specimen quality is unsatisfactory. (d) There is a discrepancy between the label on the specimen container and the Name on the test requisition form. (5) The Results of test may vary from lab and also from time to time for the same patient. (6) The results of a laboratory test are dependent on the quality of the sample as well as the assay technology. (7) In case of query or unexpected test results please call at +91 9297862282, Email- labasarfi@gmail.com

24 HOUR EMERGENCY


© AHL/D/0066/2545/July

"KEEP THE REPORTS CAREFULLY AND BRING THEM ALONG DURING YOUR NEXT VISIT TO OUR HOSPITAL"

"NEXT VISIT TO OUR HOSPITAL"



# RADIOLOGY REPORT



215

Patient Information			
Patient Name	MRS SUMAN MISHRA	Patient ID	24392
Age   Gender	40Y/FEMALE	Scan Date	AUG 13 2022
Referring Doctor	DR SEH	Report Date	AUG 13 2022

## X RAY CHEST

### FINDINGS :

Prominent bronco-vascular marking in both Para hilar shadow.  
Both costophrenic angles appear normal.  
The tracheal lucency is centrally placed.  
The mediastinal and diaphragmatic outlines appear normal.  
**The heart shadow is normal.**  
The bony thoracic cage and soft tissues are normal.

### IMPRESSION:

**Prominent bronco-vascular marking in both Para hilar shadow.**

**Dr. Kajal Agarwal**  
MD Radiology(MPMC-18472)  
Consultant Radiologist





**ECHOCARDIOGRAPHY REPORT**  
**Reports**

Name: **mrs suman mishra**

Age **40**

Sex **Female**

Date: **08/13/2022**

**2D & M-MODE MEASUREMENTS**

IVSd	0.9 cm
LVIDd	4.1 cm
LVPWd	0.9 cm
IVSs	1.4 cm
LVIDs	2.7 cm
Ao Diam	2.8 cm
LA Diam	3.8 cm

**2D & M-MODE CALCULATIONS**

EDV(Teich)	75 ml
ESV(Teich)	28 ml
EF(Teich)	63 %
%FS	34 %
SV(Teich)	47 ml
LVd Mass	131.89 g
RWT	0.43
LA/Ao	1.38

**MITRAL VALVE**

MV E Vel	0.93 m/s
MV DecT	203 ms
MV Dec Slope	4.6 m/s <sup>2</sup>
MV A Vel	0.59 m/s
MV E/A Ratio	1.56
E'	0.12 m/s
E/E'	7.46

**AORTIC VALVE**

AV Vmax	1.45 m/s
AV maxPG	8.39 mmHg

**TRICUSPID VALVE**

PV Vmax	0.99 m/s
PV maxPG	3.89 mmHg

**COMMENTS:**

- NORMAL SIZE CARDIAC CHAMBERS
- NO LVRWMA
- NORMAL LV SYSTOLIC FUNCTION (EF-63%)
- NO MR, AR, NO TR
- IAS, IVS INTACT
- NO CLOT, PE
- IVC NORMAL

**IMPRESSION:**

- NORMAL SIZE CARDIAC CHAMBERS
- NO LVRWMA
- NORMAL LV SYSTOLIC FUNCTION (EF-63%)

DR. S.H CHAVAN  
(CONSULTANT CARDIOLOGIST)

TECH. SIG





## RADIOLOGY REPORT

Reg. No.	24302	Ref. Dr.	SFIIT
Name	MRS. SUMAN MISHRA	Study	USG W/A
Age & Sex	40Y F	Reporting Date	20.08.2022

### USG WHOLE ABDOMEN

- LIVER** : Liver is normal in size, shape & echotexture. No obvious focal lesion is seen. IHBR are not dilated.
- GALL BLADDER** : Past cholecystectomy status.
- CBD** : CBD is normal in course & caliber.
- PV** : PV is normal in course & caliber.
- PANCREAS** : Pancreas is normal in size, shape & echotexture. Peripancreatic soft tissues appear normal. MPD is not dilated.
- SPLEEN** : Spleen is normal in shape, size & echotexture. It measures 10.3 cm in size.
- KIDNEYS** : The right kidney measures 10.2 x 3.6cm. The left kidney measures 10.8 x 5.3cm. Both kidneys are normal in shape, size & position. The pelvicalyceal system is normal. Corticomedullary differentiation is maintained. No focal lesion is seen.
- URINARY BLADDER** : Urinary bladder is well distended. No obvious calculus or mass lesion is seen. The wall thickness is normal.
- UTERUS** : Uterus is normal in size, shape & echotexture. It measures 9.3 x 3.9 x 4.3 cm. Endometrium is central and measures 6.6 mm. A small oval well defined hypoechoic lesion measuring 15 x 11mm is seen in the fundus of uterus.
- OVARIES** : The right ovary measures 3.3 x 2.3cm. The left ovary measures 3.1 x 2.1cm. Both ovaries are normal in shape, size & position.
- OTHERS** : No ascites or retroperitoneal lymphadenopathy is seen.
- IMPRESSION** :
  - A small oval well defined hypoechoic lesion in the fundus of uterus, likely intramural fibroid.

Clinical correlation is suggested.

**Dr. VAISHALI PATEL**  
**MBBS, DNB (Radio-diagnosis)**  
**Consultant Radiologist**



MRS SUMAN MISHRA

ID: 000024392

Visit:

13-Aug-2022

16:18:44

40 years

Caucasian

Female

Referred by: DR S H CHAVAN

Test Ind:

TABULAR SUMMARY REPORT

Total Exercise time: 6:11

Max HR: 158bpm 105% of max predicted 150bpm

Max BP: 110/70

Reason for Termination: Log discomfort

Comments:

Phase Name	Stage Name	Time in Stage	Speed (mph)	Grade %	Work Load METS	HR bpm	SP mmHg	BP mmHg
PRETEST	SUPINE	1:06	0.3	0.0	1.3	106		
EXERCISE	STAGE 1	3:00	1.7	10.0	4.6	143		
	STAGE 2	3:00	2.5	12.0	7.6	149		
	STAGE 3	0:11	3.4	14.0	7.2	170		
RECOVERY	Post	4:15	0.3	0.0	1.0	98		

*THt is negative for inducible ischemia*



Technician:

P/N 2009S28-021

Vital Signs

Unconfirmed



40 Years

MRS SUMAN MISHRA  
Female

13-Aug-22 14:58:32  
MEDICA DEHRAD

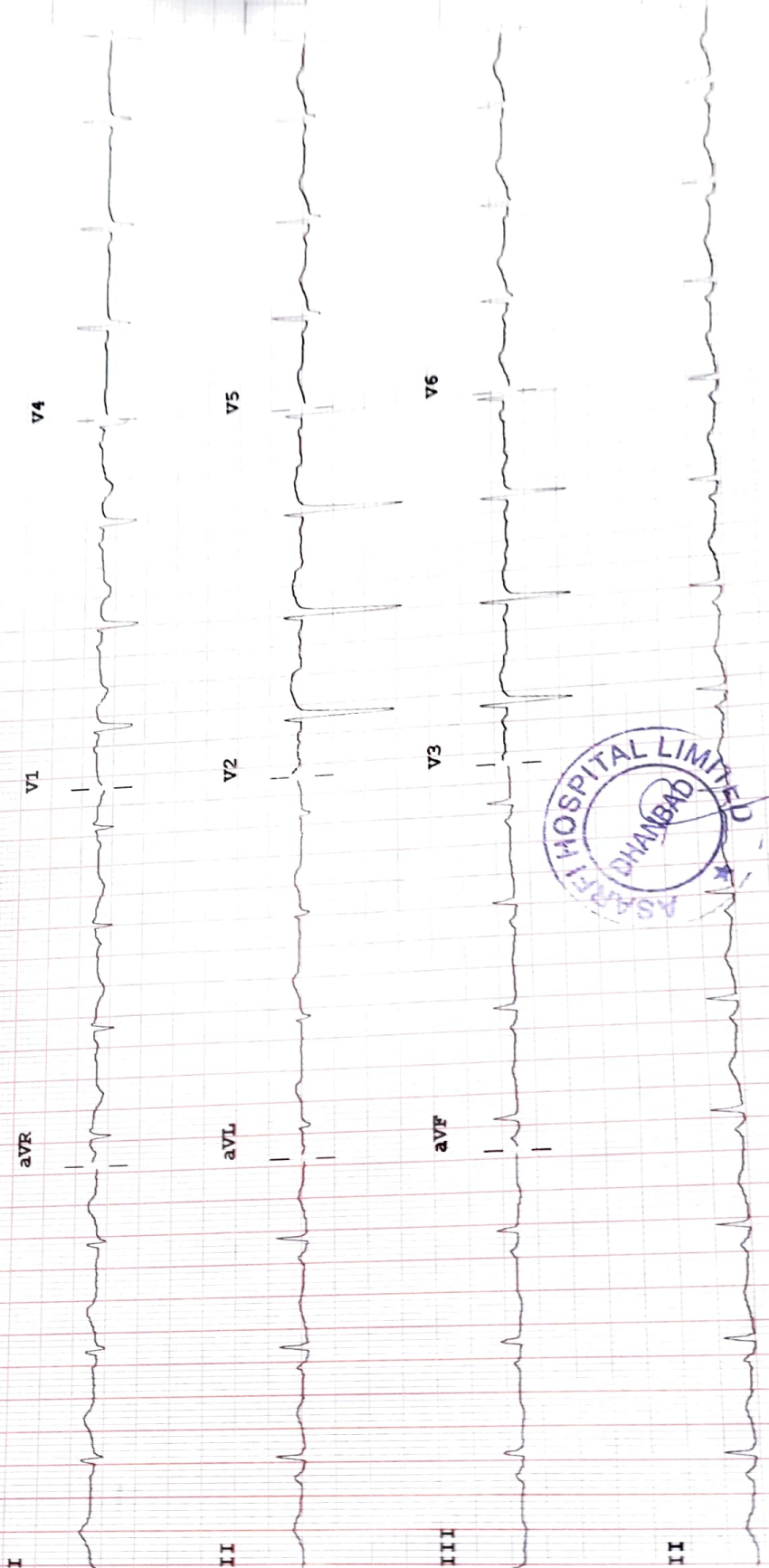
Rate 89 . Sinus rhythm.....  
 PR 133 . Low voltage, extremity leads.....normal P axis, V-rate 50- 99  
 QRS 88 .....all extremity leads <0.5mV  
 QT 380  
 QTc 463

--AXIS--  
 P 75  
 QRS 77  
 T 21

12 Lead; Standard Placement

- OTHERWISE NORMAL ECG -

Unconfirmed Diagnosis



P 50- 0.50-100 Hz W PH100B CL - P

Limb: 10 mm/mV Chest: 10.0 mm/mV

Speed: 25 mm/sec

Trace: