



## HEALTH CHECK-UP SUMMARY

Name : Nayana Rathod

Date: 29/06/2025

Email ID :

Sex : F      Age : 38 Years      Contact No: 9638091557      Remarks :

Under-weight	<u>-</u>
Normal	<u>✓</u>
Over-weight	<u>-</u>

i> **BMI**

Height (in Cm) : 163      Weight (in Kg) : 61.7      BMI: 23

ii> **Blood Pressure & Pulse**

124/80 mmHg  
74/min.

If high or low, whether the person is on medication : YES / (NO)

iii> **Blood Tests & Lung Function Remarks**

RS  
CRS  
CRS } (NO)

If abnormal, whether the person is on medication : YES / (NO)

iv> **Eye Test Remarks**

Eye Test : (R) 6/6      (L) 6/6  
Color Vision: (2)

v> **Heart Disease**

Whether any specific heart ailment detected (ECG findings) :  
None

vi> **Any other problems needing attention / Overall Assessment :**

NO

Chirag Patel  
**Dr. Chirag Patel**  
**M.B.B.S. G-49432**

Signature of the Doctor

(Nayana)

**Revival Diagnostic**

401, Adajan Pal, Surat-395009.  
B/S. Star Bazar. at-395009  
MO. 91062-28601

Laboratory Test Result are Subject to technical limitation and should be clinically correlate for final diagnosis

4th Floor, Aqua Corridor, Hazira Road, Adajan Pal, Surat-395009.

0261 2747788, 9825947712      revivaldiagnostics.surat@gmail.com      www.revivaldiagnostics.com

This medical report is not intended for medico-legal purposes.

01/20/2008

10/10/2008

11/10/2008

12/10/2008

01/10/2009

02/10/2009

03/10/2009

04/10/2009

05/10/2009

06/10/2009

07/10/2009

08/10/2009



Name	NAYANA VIRALBHAI RATHOD	Age/Gender	38Yrs/Female
Reg No.	6765/23	Receipt No	3441
Referred By	Bank of Baroda (BOB) - MEDI WHEEL(PKG1000241)	Mode of Payment	CREDIT
Collection Type	CENTER	Collection DateTime	29-Jun-2023 08:37 AM

### BLOOD GROUP - 290623103 Released at 29-Jun-2023 10:34 AM

Parameter	Result	Biological Ref.Range	Method
-Blood Group	"B"		
-Rh Factor	POSITIVE		

### CBC - 290623101 Released at 29-Jun-2023 10:17 AM

Parameter	Result	Biological Ref.Range	Method
-Haemoglobin	8.2 gm/dL	L (12 - 16 gm/dL)	Auto
-RBC Count	5.77 mill/cumm	H (4.2 - 5.4 mill/cumm)	Auto
-Total WBC Count	6900 /cumm	(4000 - 10000 /cumm)	Auto
-Platelet Count	4.14 lakh/cumm	(1.5 - 4.5 lakh/cumm)	Auto

### Blood Indices

-HCT	30.4 %	L (40 - 55 %)	Auto
-MCV	52.6 fl	L (80 - 92 fl)	Auto
-MCH	14.3 pg	L (27 - 31 pg)	Auto
-MCHC	27.1 gm/dL	L (32 - 36 gm/dL)	Auto
-RDW	18.0 %	H (11 - 15 %)	Auto

### Diff WBC Count

-Polymorphs	61 %	(40 - 80 %)	Microscopically
-Lymphocytes	33 %	(20 - 40 %)	Microscopically
-Eosinophils	04 %	(1 - 6 %)	Microscopically
-Monocytes	02 %	(2 - 7 %)	Microscopically
-Basophils	00 %	(0 - 1 %)	Microscopically
-PLATELET ON SMEAR	Adequate		Microscopically
-MALARIAL PARASITES	Malarial Parasites Not Detected		Microscopically

[Test performed on Fully Automated Hematology Analyzer ERBA H-360]

## Revival Diagnostics

401-Aqua Corridor,  
Beside Star Bazar, Adajan,  
Surat-395009. Mo. 9825947712

Sg

Dr. Shivangi Gandhi  
M.B.B.S, M.D (Pathology)

Laboratory Test Result are Subject to technical limitation and should be clinically correlate for final diagnosis

📍 4th Floor, Aqua Corridor, Hazira Road, Adajan Pal, Surat-395009.

☎ 0261 2747788, 9825947712 ✉ revivaldiagnostics.surat@gmail.com 🌐 www.revivaldiagnostics.com

This medical report is not intended for medico-legal purposes.





Name	<b>NAYANA VIRALBHAI RATHOD</b>	Age/Gender	<b>38Yrs/Female</b>
Reg No.	<b>6765/23</b>	Receipt No	<b>3441</b>
Referred By	<b>Bank of Baroda (BOB) -- MEDI WHEEL(PKG10000241)</b>	Mode of Payment	<b>CREDIT</b>
Collection Type	<b>CENTER</b>	Collection DateTime	<b>29-Jun-2023 08:37 AM</b>

**ESR** - 290623101 Released at 29-Jun-2023 10:24 AM

Parameter	Result	Biological Ref.Range	Method
-E.S.R	14 mm/hr	(3 - 15 mm/hr)	



# REVIVAL DIAGNOSTICS

**Revival Diagnostics**  
401-Aqua Corridor,  
Beside Star Bazar, Adajan,  
Surat-395009. Mo. 9825947712

Dr. Shivangi Gandhi  
M.B.B.S, M.D (Pathology)

Laboratory Test Result are Subject to technical limitation and should be clinically correlate for final diagnosis





Name	<b>NAYANA VIRALBHAI RATHOD</b>	Age/Gender	<b>38Yrs/Female</b>
Reg No.	<b>6765/23</b>	Receipt No	<b>3441</b>
Referred By	<b>Bank of Baroda (BOB) - MEDI WHEEL(PKG10000241)</b>	Mode of Payment	<b>CREDIT</b>
Collection Type	<b>CENTER</b>	Collection DateTime	<b>29-Jun-2023 08:37 AM</b>

**FBS & PPBS** - 290623102 Released at 29-Jun-2023 01:15 PM

Parameter	Result	Biological Ref.Range	Method
-Fasting Blood Sugar (FBS)	100 mg/dL	70-100 mg/dl Impaired Tolerance:100-125 Diabetes Mellitus:>=126 (On more than one occasion) (American diabetes association guidelines 2022)	
-Fasting Urine Sugar	Absent		
-Fasting Urine Acetone	Absent		
-PPBS	133 mg/dL	(90 - 140 mg/dL)	
-PP2BS URINE SUGAR	Absent		
-PP2BS URINE ACETONE	Absent		

**HBA1C** - 290623101 Released at 29-Jun-2023 12:42 PM

Parameter	Result	Biological Ref.Range	Method
-HBA1C	5.4 %	HbA1C Degree of Glucose Control <5.6 % Non Diabetics 5.7 -6.4 % Prediabetics > =6.5 % Diabetics (REF:Wallace, 11th Edition )	Boronate Affinity
REMARKS: 6 - 7 % Excellent Control 7 - 8 % Good Control 8 - 10 % Unsatisfactory Control >10 % Poor Control			

-Method[] High Performance Liquid Chromatography (HPLC)

**Revival Diagnostics**  
401-Aqua Corridor,  
Beside Star Bazar, Adajan,  
Surat-395009. Mo. 9825947712

*Sg*  
Dr. Shivangi Gandhi  
M.B.B.S, M.D (Pathology)

Laboratory Test Result are Subject to technical limitation and should be clinically correlate for final diagnosis







Name	NAYANA VIRALBHAI RATHOD	Age/Gender	38Yrs/Female
Reg No.	6765/23	Receipt No.	3441
Referred By	Bank of Baroda (BOB) - MEDI WHEEL(PKG1000241)	Mode of Payment	CREDIT
Collection Type	CENTER	Collection DateTime	29-Jun-2023 08:37 AM

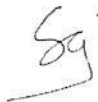
### LIVER FUNCTION TEST (LFT) - 290623103 Released at 29-Jun-2023 12:41 PM

Parameter	Result	Biological Ref.Range	Method
-Serum Total Bilirubin	1.0 mg/dL	(0 - 1.3 mg/dL)	Diazo
-Serum Direct Bilirubin	0.4 mg/dL	(0 - 0.4 mg/dL)	Diazo
-Serum InDirect Bilirubin	0.6 mg/dL	(0.1 - 1.3 mg/dL)	Calculated
-Total Protein (TP)	6.5 gm/dL	(6.4 - 8.3 gm/dL)	Biuret
-Albumin (ALB)	4.2 gm/dL	(3.5 - 5.2 gm/dL)	BCG
-Globulin	2.3 gm/dL	(2.3 - 3.6 gm/dL)	Calculated
-A/G Ratio	1.83 gm/dL	(1 - 2.3 gm/dL)	Calculated
-SGPT(ALT)	7 U/L	(5 - 45 U/L)	IFCC, Kinetic without Pyridoxal Phosphate
-SGOT (AST)	11 U/L	(0 - 35 U/L)	IFCC, Without Pyridoxal Phosphate
-Alkaline Phosph.	52 U/L	(42 - 128 U/L)	ALP-AMP
-GGT	13 U/L	(5 - 50 U/L)	Glupa-C

[Test performed on Fully Automated Biochemistry Analyzer ERBA EM200]

REVIVAL  
DIAGNOSTICS

**Revival Diagnostics**  
401-Aqua Corridor,  
Beside Star Bazar, Adajan,  
Surat-395009. Mo. 9825947712

  
Dr. Shivangi Gandhi  
M.B.B.S, M.D (Pathology)

Laboratory Test Result are Subject to technical limitation and should be clinically correlate for final diagnosis





Name	NAYANA VIRALBHAI RATHOD	Age/Gender	38Yrs/Female
Reg No.	6765/23	Receipt No	3441
Referred By	Bank of Baroda (BOB) - MEDI WHEEL(PKG10000241)	Mode of Payment	CREDIT
Collection Type	CENTER	Collection DateTime	29-Jun-2023 08:37 AM

**Creatinine** - 290623103 Released at 29-Jun-2023 12:42 PM

Parameter	Result	Biological Ref.Range	Method
-Creatinine	0.7 mg/dL	(0.6 - 1.14 mg/dL)	ENZYMATIC


**BUN** - 290623103 Released at 29-Jun-2023 10:39 AM

Parameter	Result	Biological Ref.Range	Method
-Blood Urea Nitrogen (BUN)	10 mg/dL	(6 - 20 mg/dL)	Calculated

**Uric Acid** - 290623100 Released at 29-Jun-2023 12:42 PM

Parameter	Result	Biological Ref.Range	Method
-Uric Acid	4.8 mg/dL	(3.5 - 7.2 mg/dL)	Uricase-POD

**Revival Diagnostics**  
401-Aqua Corridor,  
Beside Star Bazar, Adajan,  
Surat-395009. Mo. 9825947712

  
Dr. Shivangi Gandhi  
M.B.B.S, M.D (Pathology)

Laboratory Test Result are Subject to technical limitation and should be clinically correlate for final diagnosis





Name	<b>NAYANA VIRALBHAI RATHOD</b>	Age/Gender	<b>38Yrs/Female</b>
Reg No.	<b>6765/23</b>	Receipt No.	<b>3441</b>
Referred By	<b>Bank of Baroda (BOB) - MEDI WHEEL(PKG1000241)</b>	Mode of Payment	<b>CREDIT</b>
Collection Type	<b>CENTER</b>	Collection DateTime	<b>29-Jun-2023 08:37 AM</b>

**Lipid Profile** - 290623103 Released at 29-Jun-2023 12:42 PM

Parameter	Result	Biological Ref.Range	Method
-Serum Cholesterol	144 mg/dL	Desirable < 200 mg/dl Borderline High : 200-239 mg/dl High : > 240 mg/dl	CHOD-PAP
-Serum Triglyceride	117 mg/dL	Normal < 150 mg/dl Borderline High : 150 - 199 mg/dl High : 200 - 499 mg/dl Very High : 500 mg/dl	GPO-POD Method
-Serum HDLD(Direct)	41 mg/dL	Normal :> 55 mg/dl Borderline : 35-55 mg/dl Undesirable: < 35 mg/dl	PVS-PEGME Precipitation with CHOD-POD
-Serum VLDL	23 mg/dL	(5 - 30 mg/dL)	Calculated
-Serum LDLD(Direct)	80 mg/dL	Optimal:< 100 mg/dl Above Optimal : 100- 129 mg/dl Borderline High : 130-159 mg/dl High : > 160-189mg/dl Very High : >190 mg/dl	Calculated
-Chol/HDL	3.51	Low risk: <3.8 Medium Risk: 3.8 to 5.9 High Risk: > 6	Calculated
-LDL/Chol	1.81	Low risk: <3.55 Medium Risk: 3.55 to 4.0 High Risk: > 6	Calculated

[Test performed on Fully Automated Biochemistry Analyzer ERBA EM200]

## Revival Diagnostics

401-Aqua Corridor,  
Beside Star Bazar, Adajan,  
Surat-395009. Mo. 9825947712

Sg

Dr. Shivangi Gandhi  
M.B.B.S, M.D (Pathology)

Laboratory Test Result are Subject to technical limitation and should be clinically correlate for final diagnosis

4th Floor, Aqua Corridor, Hazira Road, Adajan Pal, Surat-395009.

☎ 0261 2747788, 9825947712 ✉ revivaldiagnostics.surat@gmail.com 🌐 www.revivaldiagnostics.com

This medical report is not intended for medico-legal purposes.





Name	NAYANA VIRALBHAI RATHOD	Age/Gender	38Yrs/Female
Reg No.	6765/23	Receipt No.	3441
Referred By	Bank of Baroda (BOB) - MEDICAL WHEEL(PKG1000241)	Mode of Payment	CREDIT
Collection Type	CENTER	Collection DateTime	29-Jun-2023 08:37 AM

### Urine Routine & Micro Examination - 290623105 Released at 29-Jun-2023 11:55 AM

Parameter	Result	Biological Ref.Range	Method
<b>Physical Examination</b>			
-Quantity	20		Manual
-Colour	Pale Yellow	Pale Yellow	Manual
-Appearance	Clear	Clear	Manual
-Reaction (pH)	Acidic		Dipstick
-Specific Gravity	1.020		Dipstick
<b>Chemical Examination</b>			
-Proteins.	Absent		Dipstick
-Sugar	Absent		Dipstick
-Acetone.	Absent		Dipstick
-Bile Salts	Absent	Absent	Dipstick
-Bile Pigments	Absent	Absent	Dipstick
-Occult Blood Test (OBT).	Negative		Dipstick
<b>Microscopic Examination</b>			
-Pus Cells	2-3		Microscopically
-Red Blood Cells	Absent		Microscopically
-Epithelial Cells	2-3		Microscopically
-Bacteria.	Absent		Microscopically
-Crystals	Absent	Absent	Microscopically
-Others	NIL	Absent	Microscopic Examination

**Revival Diagnostics**  
401-Aqua Corridor,  
Beside Star Bazar, Adajan,  
Surat-395009. Mo. 9825947712

*Sg*  
Dr. Shivangi Gandhi  
M.B.B.S, M.D (Pathology)

Laboratory Test Result are Subject to technical limitation and should be clinically correlate for final diagnosis

4th Floor, Aqua Corridor, Hazira Road, Adajan Pal, Surat-395009.

☎ 0261 2747788, 9825947712 ✉ revivaldiagnostics.surat@gmail.com 🌐 www.revivaldiagnostics.com

This medical report is not intended for medico-legal purposes.







Name	NAYANA VIRALBHAI RATHOD	Age/Gender	38Yrs/Female
Reg No.	6765/23	Receipt No	3441
Referred By	Bank of Baroda (BOB) - MEDI WHEEL(PKG10000241)	Mode of Payment	CREDIT
Collection Type	CENTER	Collection DateTime	29-Jun-2023 08:37 AM

**Total T3 T4 TSH** - 290623103 Released at 29-Jun-2023 12:42 PM

Parameter	Result	Biological Ref.Range	Method
-Total T3	1.29 ng/ml	(0.87 - 1.78 ng/ml)	Fluorescence Enzyme Immunoassay
-Total T4	8.43 ug/dl	(4.6 - 11 ug/dl)	Fluorescence Enzyme Immunoassay
-TSH	2.26 uIU/ml	0.50 - 5.50 uIU/ml 5.5 to 15 ul U/ml - Suggested Clinical co-relation or Repeat test with new sample as physiological factors can give falsley high TSH Above 15uIU/ml Hypothyroid PREGNANT WOMEN normal ranges for TSH: 1st Trimester : 0.0878 - 2.8293 uIU/ml 2nd Trimester : 0.1998 - 2.7915 uIU/ml 3rd Trimester : 0.307 - 2.9028 uIU/ml Ref: TIETZ Fundamentals of Clinical Chemistry	Fluorescence Enzyme Immunoassay

[Test performed on Fully Automated Immunology Analyzer Maglumi-600]

**Revival Diagnostics**  
401-Aqua Corridor,  
Beside Star Bazar, Adajan,  
Surat-395009. Mo. 9825947712

*Sg.*  
Dr. Shivangi Gandhi  
M.B.B.S, M.D (Pathology)

Laboratory Test Result are Subject to technical limitation and should be clinically correlate for final diagnosis





NAME: Nayana Parthod SEX: F  
BIRTHDATE: 30/09/1984 AGE: 38

**DEPARTMENT OF OPHTHALMOLOGY**

**EYE TEST:**

**1. VISION:**

RIGHT EYE - 6/6

LEFT EYE - 6/6

**2. COLOR VISION:**

RIGHT EYE - ⊕

LEFT EYE - ⊕

**3. FUNDUS:**

RIGHT EYE - ⊕

LEFT EYE - ⊕

**REMARKS:**

**Revival Diagnostic**  
401, Aqua Corridor,  
B/s. Star Bazar, Surat-395009  
Mo. 91062-28601

Ophthalmologist/Optometrlist

Laboratory Test Result are Subject to technical limitation and should be clinically correlate for final diagnosis

📍 4th Floor, Aqua Corridor, Hazira Road, Adajan Pal, Surat-395009.

☎ 0261 2747788, 9825947712 ✉ revivaldiagnostics.surat@gmail.com 🌐 www.revivaldiagnostics.com

This medical report is not intended for medico-legal purposes.

Handwritten notes or markings, possibly a signature or date, located in the lower-left quadrant of the page.



## Dental Assessment Form

NAME Nuyana Rattod  
AGE 38

DATE 29/06/2023  
SEX F

### \* CHIEF COMPLAINT

A CLINICAL FEATURES :-

- 1 CAVIES :- NO <sup>(L) Upper,</sup> ~~upper~~ 2nd, 3rd molar and Premolar,  
2 MISSING TOOTH :- (R) upper 2nd, 3rd molar, <sup>(L) lower</sup> 1st, 2nd molar, (R) lower -  
3 MALOCCLUSION :- NO  
4 FILLING :- (R) Lower - Premolar + all 3 molar

B DIAGNOSIS :- normal

C PERSONAL HISTORY :- Average.

D PROVISIONAL D/G :- (R)

E MEDICAL HISTORY :- RCT + Tooth Extractions.

F FINAL D/G :- (R)

G TREATMENT PLAN :- SO

CLINT SIGN

**Revival Diagnostic**  
DOCTOR SIGN  
401, Aqua Corridor,  
B/s. Star Bazar, Surat-395009  
Mo. 91062-28601

Laboratory Test Result are Subject to technical limitation and should be clinically correlate for final diagnosis

📍 4th Floor, Aqua Corridor, Hazira Road, Adajan Pal, Surat-395009.

☎ 0261 2747788, 9825947712 ✉ revivaldiagnostics.surat@gmail.com 🌐 www.revivaldiagnostics.com

This medical report is not intended for medico-legal purposes.



## Dental Assessment Form

NAME Nuyana Rorthod  
AGE 38

DATE 29/06/2023  
SEX F

### \* CHIEF COMPLAINT

A CLINICAL FEATURES :-

- 1 CAVIES :- NO  
2 MISSING TOOTH :- RT upper 2nd, 3rd molar, LT upper 2nd, 3rd molar and Premolar.  
3 MALOCCLUSION :- NO  
4 FILLING :- RT lower - Premolar + all 3 molar

B DIAGNOSIS :- normal

C PERSONAL HISTORY :- Average

D PROVISIONAL D/G :- NO

E MEDICAL HISTORY :- RCT + Tooth Extractions

F FINAL D/G :- NO

G TREATMENT PLAN :- NO

CLINT SIGN

**Revival Diagnostic**  
DOCTOR SIGN  
401, Aqua Corridor,  
B/s. Star Bazar, Surat-395009  
Mo. 91062-28601

Laboratory Test Result are Subject to technical limitation and should be clinically correlate for final diagnosis

4th Floor, Aqua Corridor, Hazira Road, Adajan Pal, Surat-395009.

0261 2747788, 9825947712 revivaldiagnostics.surat@gmail.com www.revivaldiagnostics.com

This medical report is not intended for medico-legal purposes.

1914

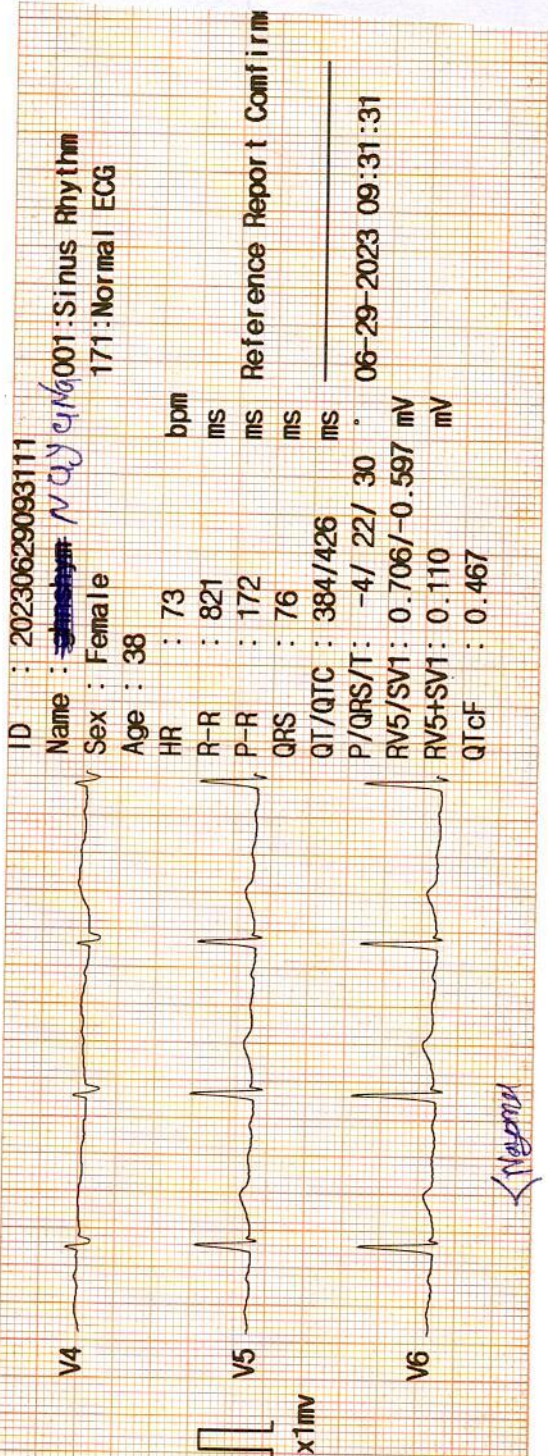
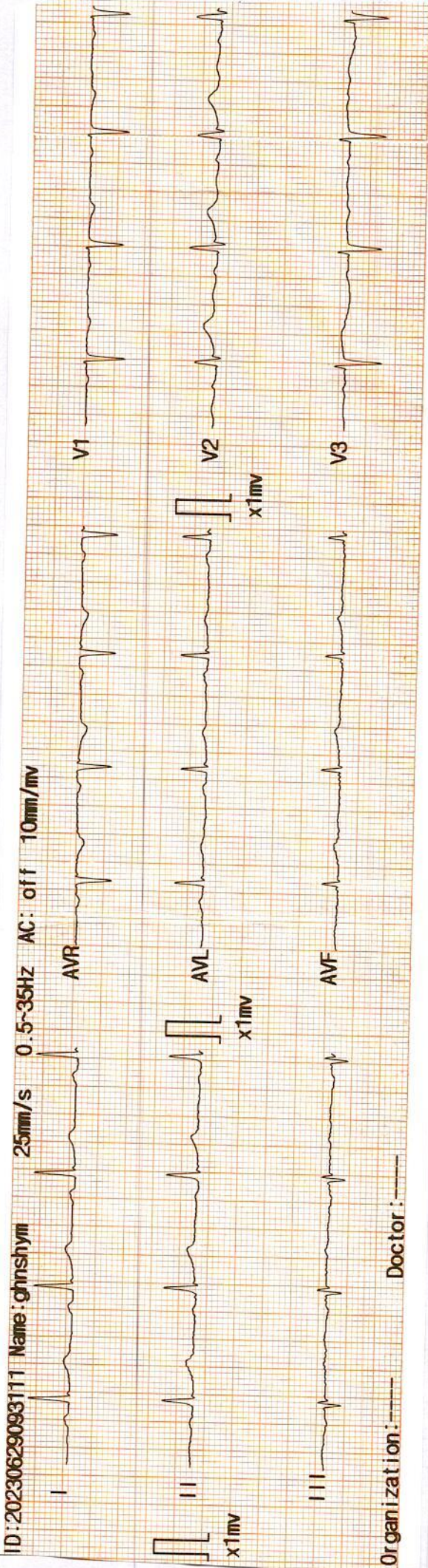
1914

1914

1914

1914

1914




**Revival Diagnostics**

401-Aqua Corridor,  
Beside Star Bazar, Adajan,  
Surat-395009. Mo. 9825947712

  
**DR. ADITYA S. BORA**  
MBBS, DNB, PGDCC  
PHYSICIAN & CLINICAL CARDIOLOGIST  
G-54906





# REVIVAL

## DIAGNOSTICS



Name	<b>NAYANA VIRALBHAI RATHOD</b>	Age/Gender	<b>38Yrs/Female</b>
Reg No.	<b>6765/23</b>	Receipt No	<b>3441</b>
Referred By	<b>Bank of Baroda (BOB) - MEDI WHEEL(PKG10000241)</b>	Mode of Payment	<b>CREDIT</b>
Collection Type	<b>CENTER</b>	Collection DateTime	<b>29-Jun-2023 08:32 AM</b>

### ECG

1. The rhythm is sinus.
2. Heart rate is 73 beats per minute.
3. Normal P,QRS,T wave axis.
4. Normal PR,QRS,Q.T. Duration.
5. No pathological q wave or ST-T changes seen.
6. No evidence of chamber hypertrophy or enlargement seen.

**IMPRESSION : ECG WITHIN NORMAL LIMITS**

**Revival Diagnostics**  
401-Aqua Corridor,  
Beside Star Bazar, Adajan,  
Surat-395009. Mo. 9825947712

**DR. ADITYA S. BORA** <sup>Signature</sup>  
MBBS, DNB, PGDCC  
PHYSICIAN & CLINICAL CARDIOLOGIST  
G-54906

# REVIVAL

## DIAGNOSTICS

Laboratory Test Result are Subject to technical limitation and should be clinically correlate for final diagnosis

📍 4th Floor, Aqua Corridor, Hazira Road, Adajan Pal, Surat-395009.

☎ 0261 2747788, 9825947712 ✉ revivaldiagnostics.surat@gmail.com 🌐 www.revivaldiagnostics.com

This medical report is not intended for medico-legal purposes.



Summary

**REVIVAL DIAGNOSTIC**  
 4TH FLOOR AQUA CORRIDORE , NEAR STAR BAZAR, ADAJAN -395009, SURAT  
 330/NAVANA V RATHOD 38 Yrs/Female 61 Kg/163 Cms  
 Date: 29-Jun-2023 09:56:43 AM  
 Ref. By : MEDI WHEEL



Protocol : BRUCE

History : NIL

Medication : NIL

Objective : FOR TESTING PURPOSE ONLY.

Stage	StageTime (Min:Sec)	PhaseTime (Min:Sec)	Speed (kmph)	Grade (%)	METs	H.R. (bpm)	B.P. (mmHg)	R.P.P. x100	PVC	Comments
Supine					1.0	79	124/80	97	-	
Standing					1.0	77	124/80	95	-	
HV					1.0	78	124/80	96	-	
ExStart					1.0	37	124/80	45	-	
Stage 1	3:00	3:01	2.7	10.0	4.6	114	124/80	141	-	
Stage 2	3:00	6:01	4.0	12.0	7.0	138	130/80	179	-	
PeakEx	0:36	6:37	5.5	14.0	7.7	145	150/90	217	-	
Recovery	1:00		0.0	0.0	1.1	128	150/90	192	-	
Recovery	2:00		0.0	0.0	1.0	107	146/80	156	-	
Recovery	3:00		0.0	0.0	1.0	90	140/80	126	-	
Recovery	3:03		0.0	0.0	1.0	96	120/80	115	-	
Recovery					0.0	0	---/---	0	-	

**Findings :** Test End Reason : Fatigue

Exercise Time : 6:37 minutes

Max HR attained : 145 bpm 80% of Max Predictable HR 182

Max BP : 150/90(mmHg)

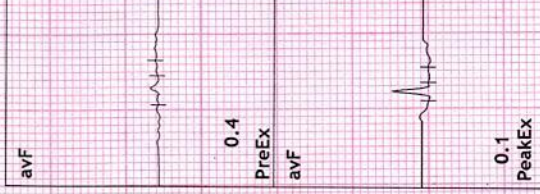
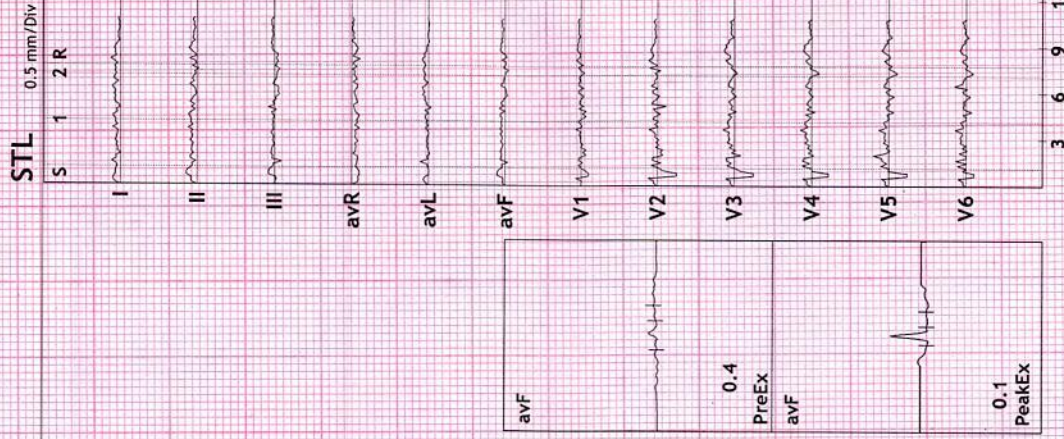
WorkLoad attained : 7.7 (Fair Effort Tolerance )

No significant ST segment changes noted during exercise or recovery.

No Angina/Arrhythmia/S3/murmur

Final Impression : Test is negative for inducible ischaemia.

Advice/Comments:



**Revival Diagnostics**  
 401-Aqua Corridor,  
 Beside Star Bazar, Adajan,  
 Surat-395009. Mo. 9825947712

**DR. ADITYA S. BORA**  
 MBBs, DNB, PGDCC  
 PHYSICIAN & CLINICAL CARDIOLOGIST  
 G-54906



REVIVAL DIAGNOSTIC

4TH FLOOR AQUA CORRIDORE , NEAR STAR BAZAR, ADAJAN -395009, SURAT

330/NAYANA V RATHOD

38 Yrs/Female

61 Kg/163 Cms

Date: 29-Jun-2023 09:56:43 AM

HR: 79 bpm

METS: 1.0

BP: 124/80

MPHR: 43% of 182

Speed: 0.0 kmph

Grade: 0.0%

12 Lead + Comparison

Raw ECG

BRUCE

(1.0-100)Hz

Ex Time 00:32

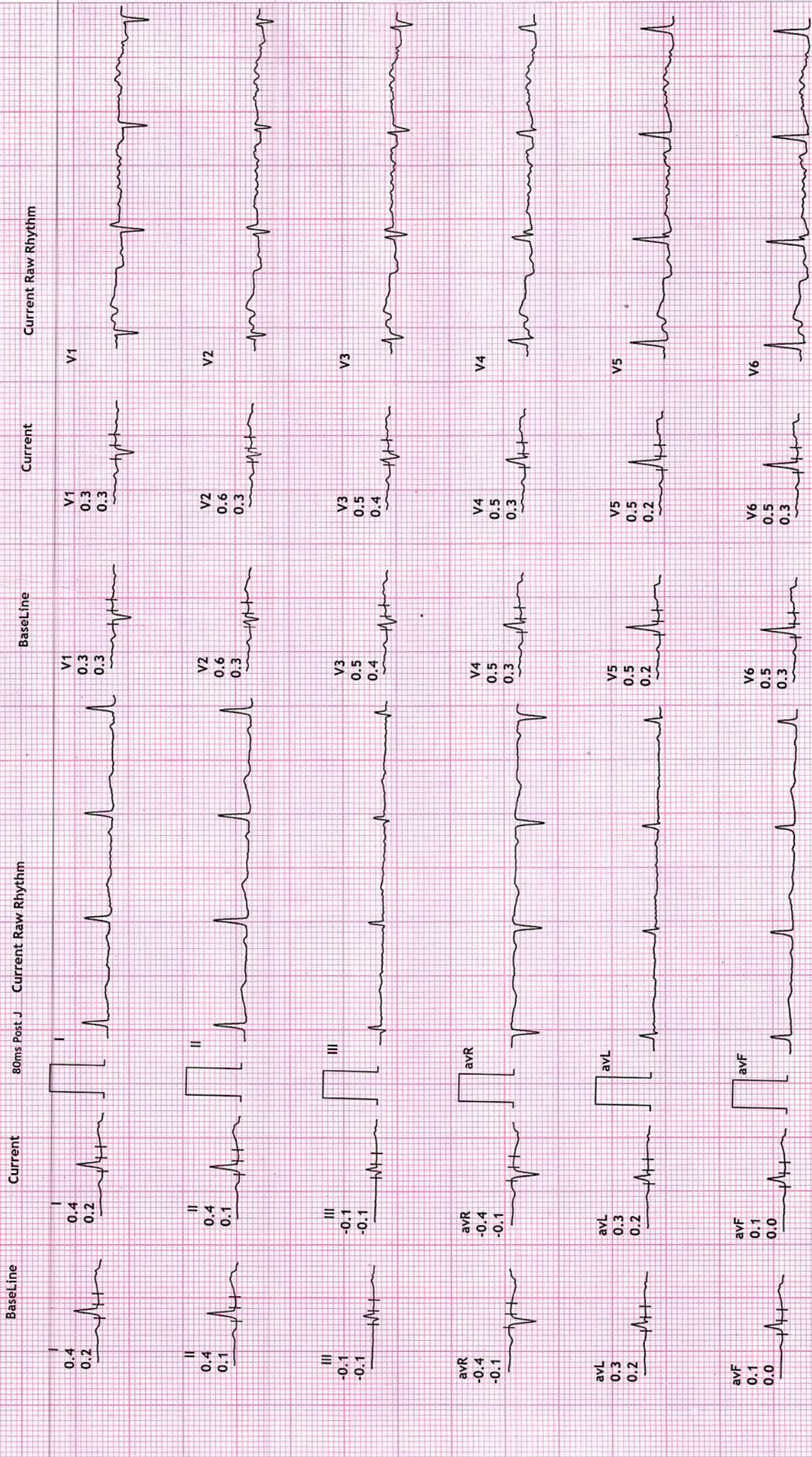
BLC :On

Notch :On

SUPINE

10.0 mm/mV

25 mm/Sec.





REVIVAL DIAGNOSTIC

4TH FLOOR AQUA CORRIDORE ,NEAR STAR BAZAR, ADAJAN -395009, SURAT

330/NAVANA V RATHOD

38 Yrs/Female

61 Kg/163 Cms

Date: 29-Jun-2023 09:56:43 AM

HR: 73 bpm

METS: 1.0

BP: 124/80

MPHR:40% of 182

Speed: 0.0 kmph

Grade: 0.0%

Raw ECG

BRUCE

(1.0-100)Hz

Ex Time 00:44

BLC :On

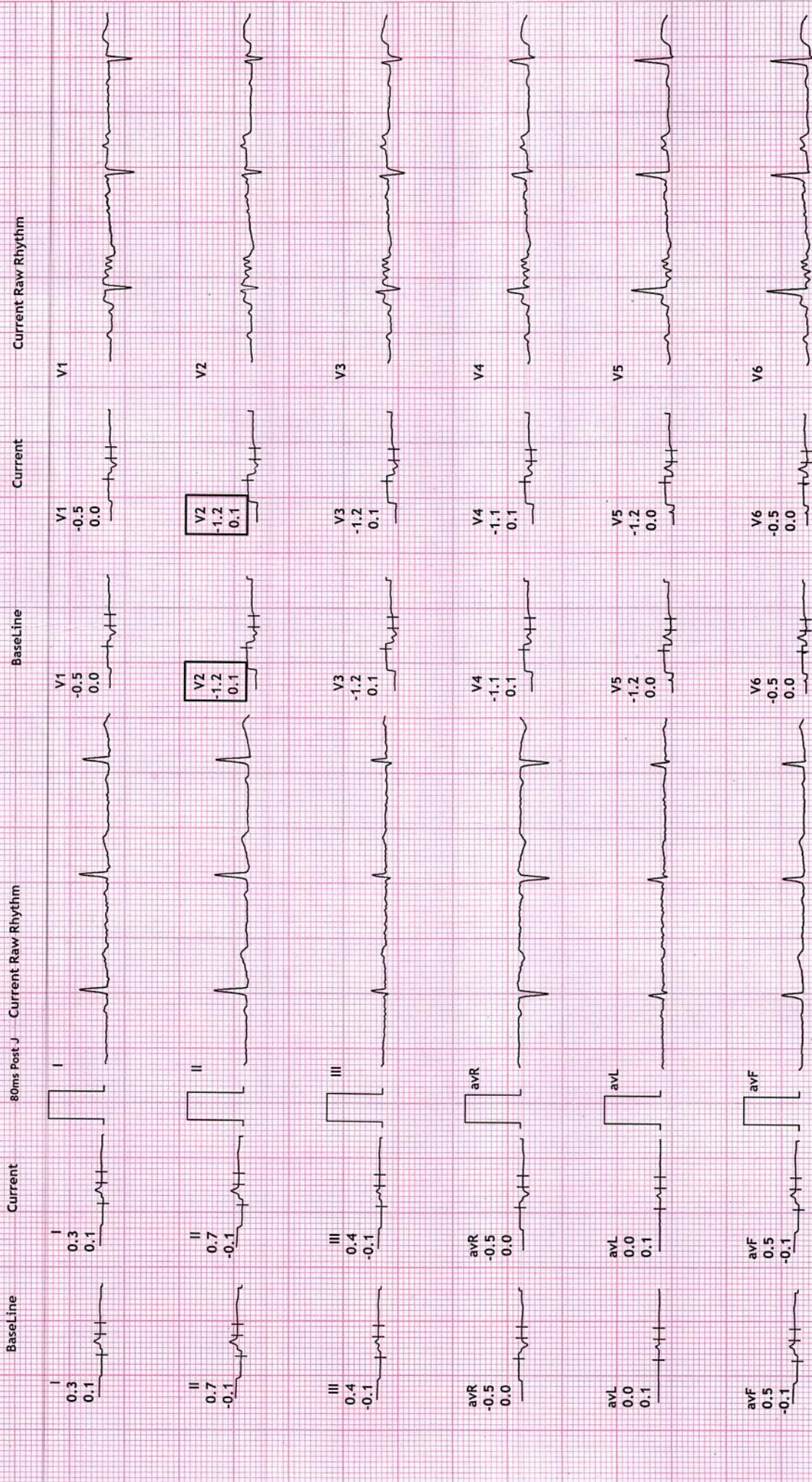
Notch :On

STANDING

10.0 mm/mV

25 mm/Sec.

12 Lead + Comparison







REVIVAL DIAGNOSTIC

4TH FLOOR AQUA CORRIDORE , NEAR STAR BAZAR, ADAJAN -395009, SURAT

330/NAVANA V RATHOD

38 Yrs/Female

61-Kg/163-Cms

Date: 29-Jun-2023 09:56:43 AM

HR: 78 bpm

METS: 1.0

BP: 124/80

MPHR: 42% of 182

Speed: 0.0 kmph

Grade: 0.0%

Raw ECG

BRUCE

(1.0-100)Hz

12 Lead + Comparison

Ex Time 00:58

BLC : On

Notch : On

HV

10.0 mm/mV

25 mm/Sec.





12 Lead + Comparison

REVIVAL DIAGNOSTIC

4TH FLOOR AQUA CORRIDORE , NEAR STAR BAZAR, ADAJAN - 395009, SURAT

330/NAVANA V RATHOD  
38 Yrs/Female  
61 Kg/163 Cms

HR: 64 bpm  
METS: 1.0  
BP: 124/80

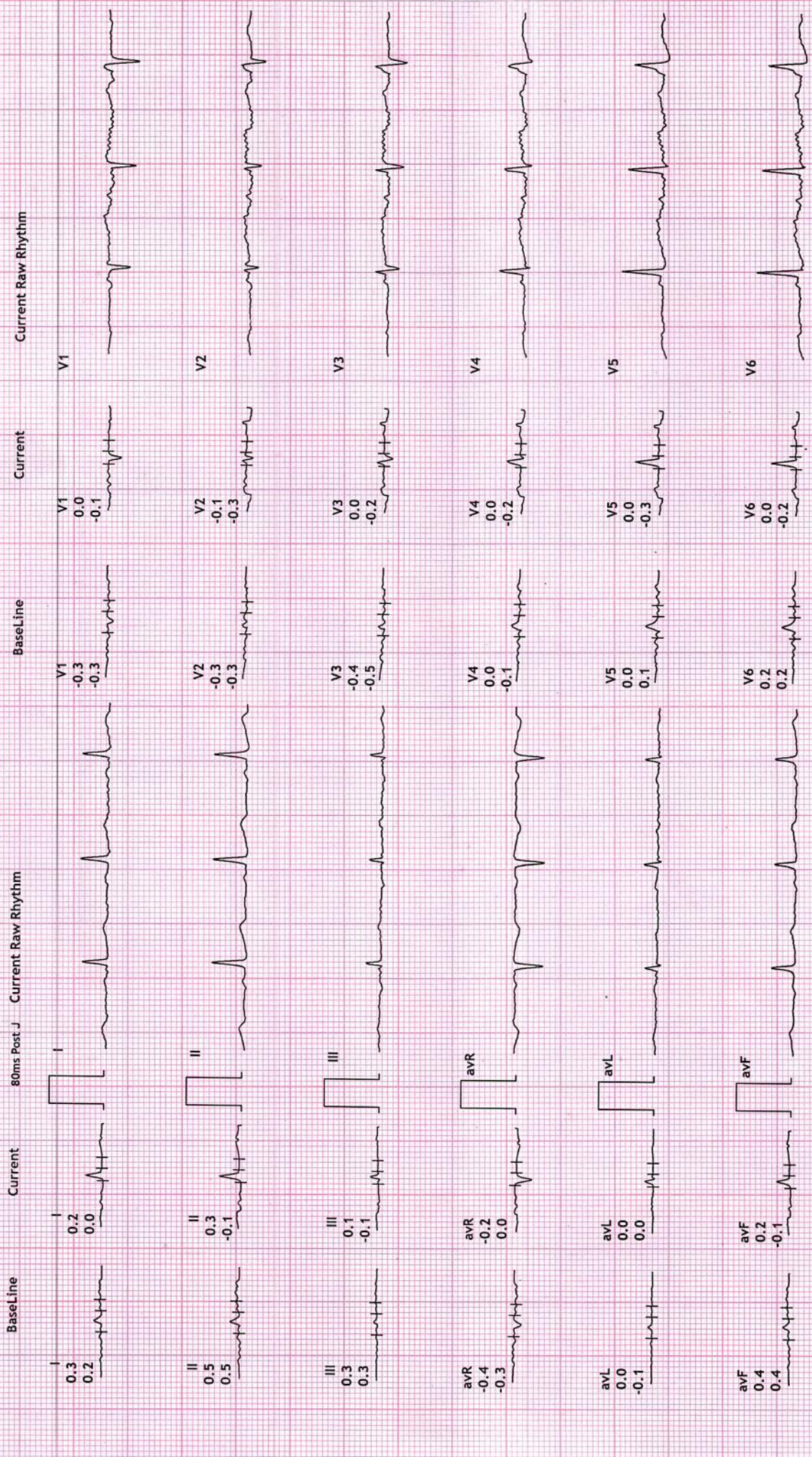
MPHR: 35% of 182  
Speed: 0.0 kmph  
Grade: 0.0%

Raw ECG  
BRUCE  
(1.0-100)HZ

Ex Time 00:00  
BLC :On  
Notch :On

ExStrrt  
10.0 mm/mV

25 mm/Sec.





**REVIVAL DIAGNOSTIC**

**4TH FLOOR AQUA CORRIDORE , NEAR STAR BAZAR, ADAJAN -395009, SURAT**

330/NAYANA V RATHOD

38 Yrs/Female

61 Kg/163 Cms

Date: 29-Jun-2023 09:56:43 AM

80ms Post J

BP: 124/80

METS: 4.6

Grade: 10.0%

Speed: 2.7 kmph

MPHR: 62% of 182

HR: 114 bpm

Raw ECG

BRUCE

(1.0-100)Hz

Current

Raw Rhythm

Current

Raw Rhythm

Current

Raw Rhythm

Current

Raw Rhythm

Current

Raw Rhythm

Current

Raw Rhythm

Current

Raw Rhythm

Current

Raw Rhythm

Current

Raw Rhythm

Current

Raw Rhythm

Current

Raw Rhythm

Current

Raw Rhythm

Current

Raw Rhythm

Current

Raw Rhythm

Current

Raw Rhythm

**12 Lead + Comparison**

Stage 1 (03:00)

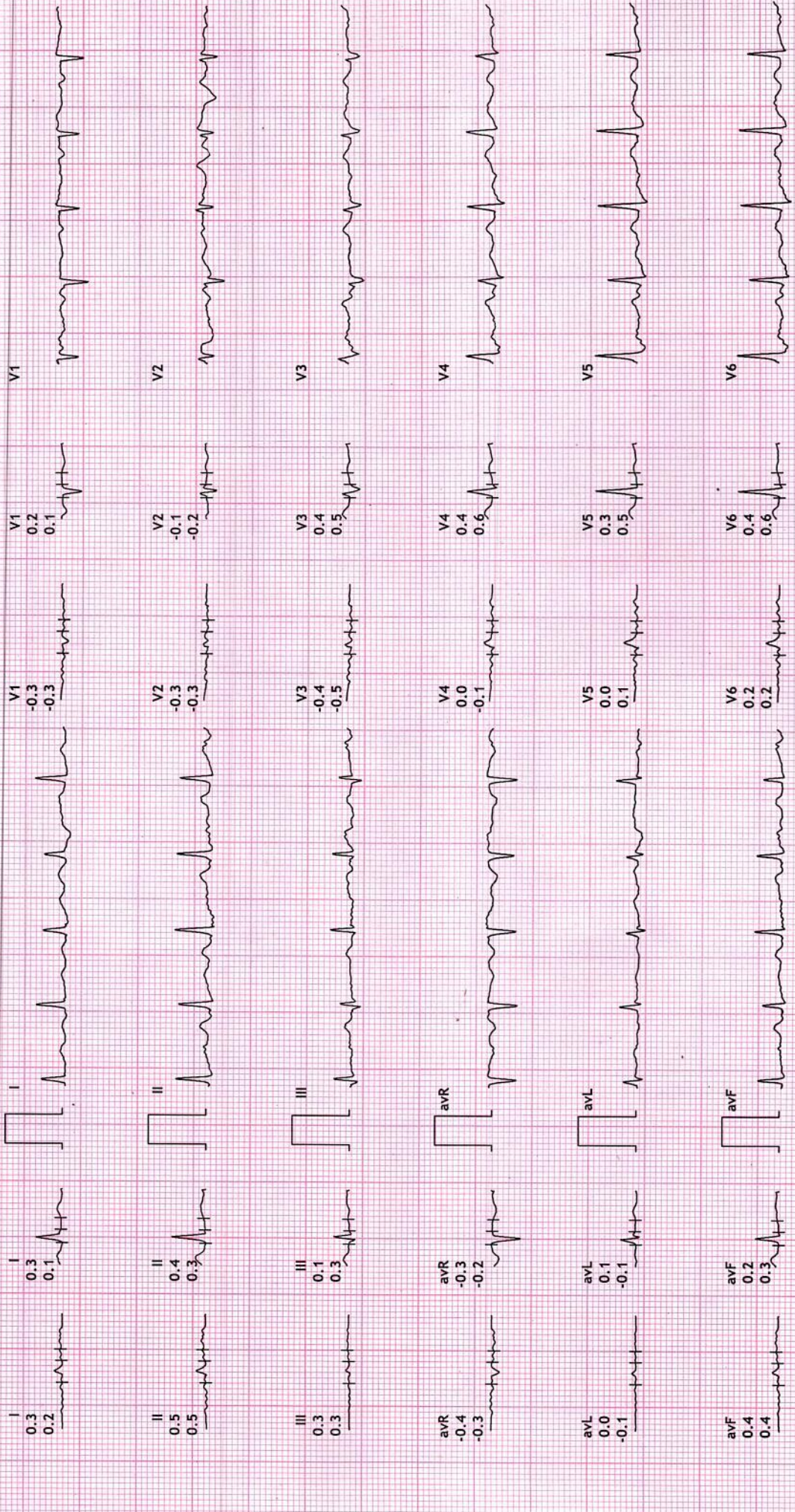
10.0 mm/mV

25 mm/Sec.

Ex Time 03:00

BLC : On

Notch : On





**REVIVAL DIAGNOSTIC**

**4TH FLOOR AQUA CORRIDORE , NEAR STAR BAZAR, ADAJAN -395009, SURAT**

330/NAYANA V RATHOD  
38 Yrs/Female  
61 Kg/163 Cms

Date: 29-Jun-2023 09:56:43 AM

**12 Lead + Comparison**

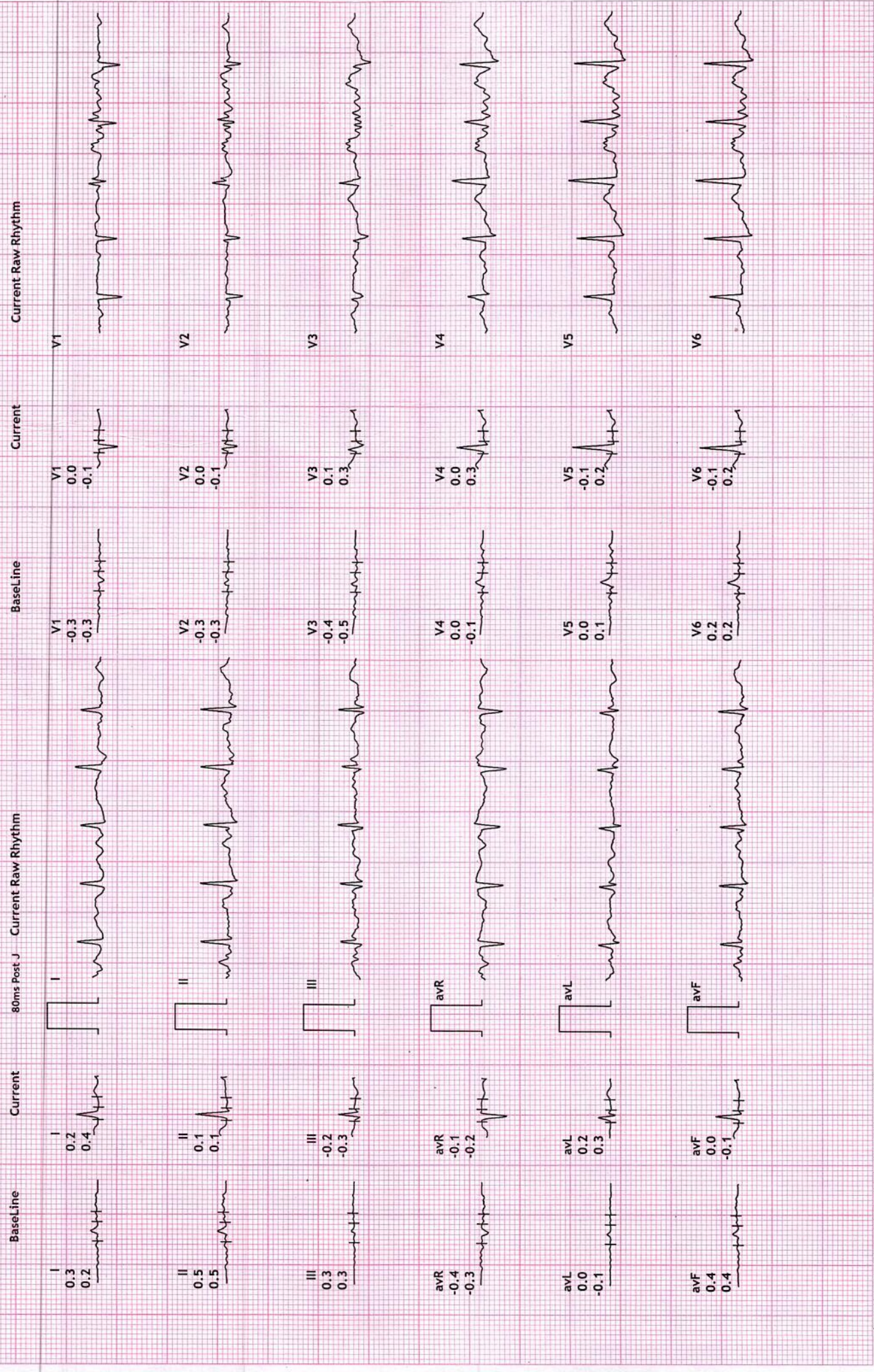
HR: 138 bpm  
MPHR: 75% of 182  
Speed: 4.0 kmph  
Grade: 12.0%

BP: 130/80

Raw ECG  
BRUCE  
(1.0-100)HZ

Ex Time 06:00  
BLC :On  
Notch :On

Stage 2 ( 03:00)  
10.0 mm/mV  
25 mm/Sec.







REVIVAL DIAGNOSTIC

4TH FLOOR AQUA CORRIDORE , NEAR STAR BAZAR, ADAJAN -395009, SURAT

330/NAVANA V RATHOD

38 Yrs /Female

61 Kg/163 Cms

Date: 29-Jun-2023 09:56:43 AM

HR: 145 bpm

METS: 7.7

BP: 150/90

MPHR: 79% of 182

Speed: 5.5 kmph

Grade: 14.0%

Raw ECG

BRUCE

(1.0-100)Hz

Ex Time 06:36

BLC :On

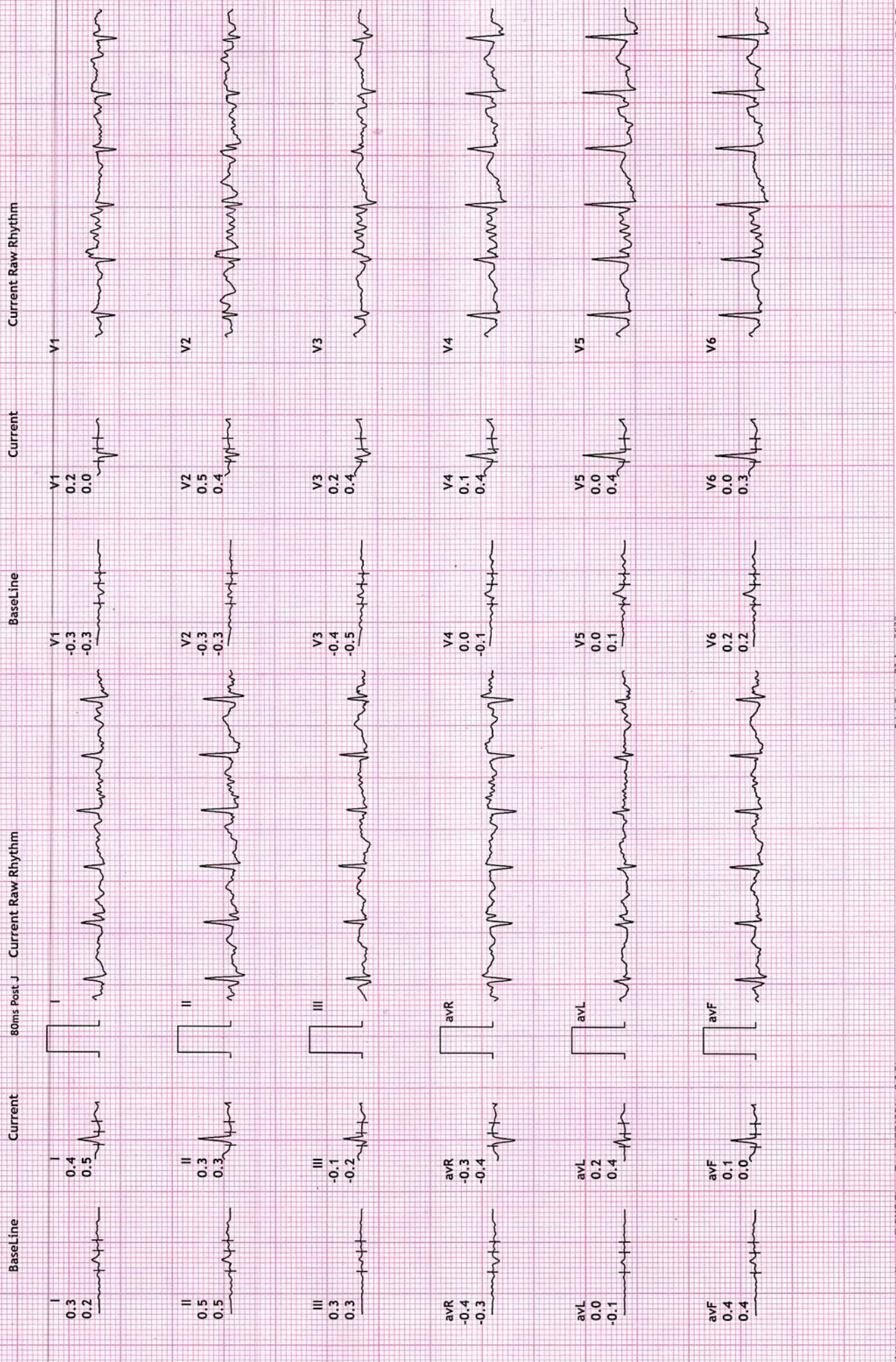
Notch :On

PeakEx

10.0 mm/mV

25 mm/Sec.

12 Lead + Comparison





12 Lead + Comparison

REVIVAL DIAGNOSTIC

4TH FLOOR AQUA CORRIDORE , NEAR STAR BAZAR, ADAJAN -395009, SURAT

330/NAYANA V RATHOD

38 Yrs/Female

61 Kg/163 Cms

Date: 29-Jun-2023 09:56:43 AM

MPHR: 70% of 182

Speed: 0.0 kmph

Grade: 0.0%

Raw ECG

BRUCE

(1.0-100)Hz

Ex Time 06:36

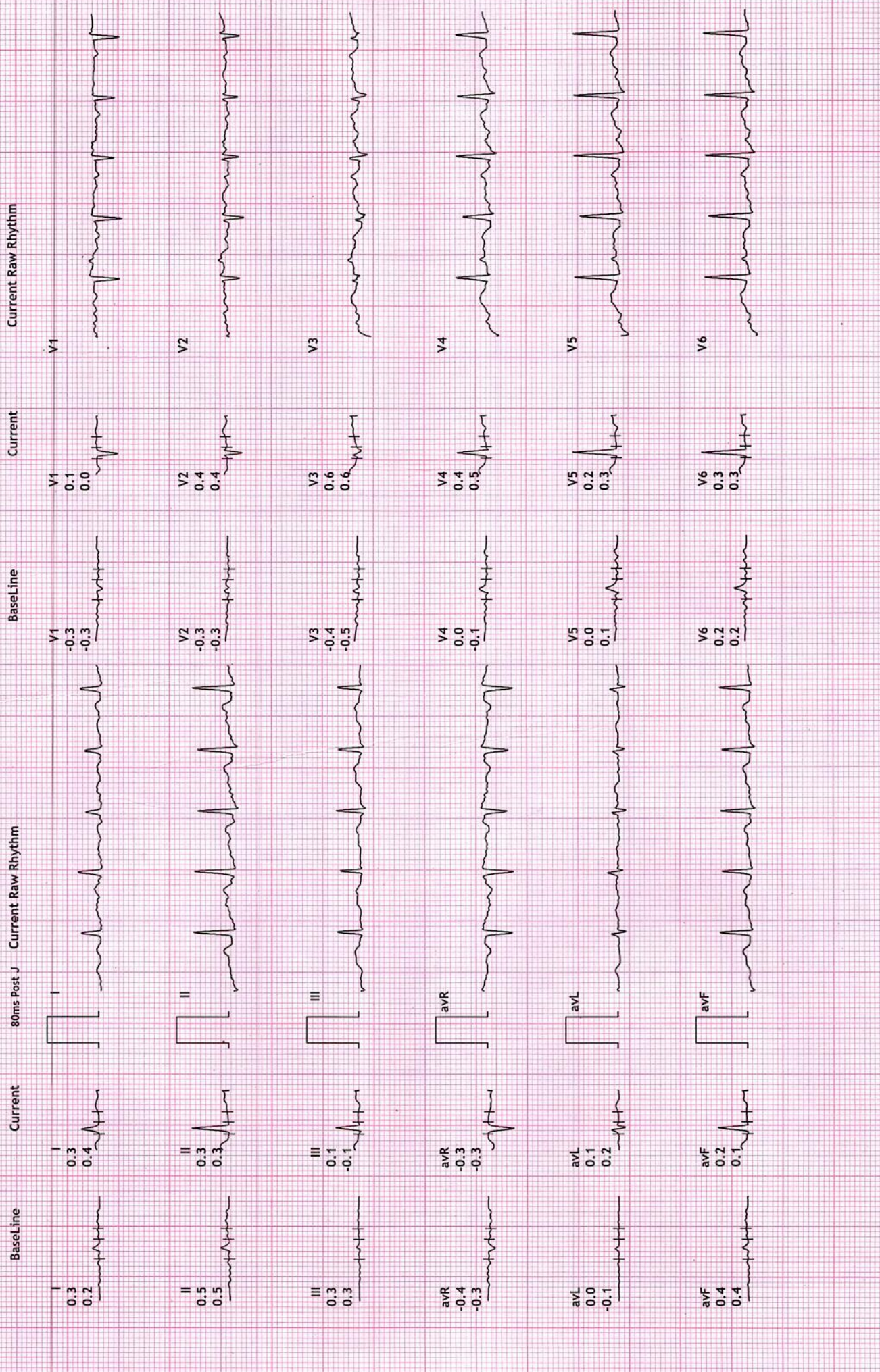
BLC : On

Notch : On

Recovery : ( 01:00)

10.0 mm/mV

25 mm/Sec.





**REVIVAL DIAGNOSTIC**  
**4TH FLOOR AQUA CORRIDORE , NEAR STAR BAZAR, ADAJAN - 395009, SURAT**  
 330/NAYANA V RATHOD  
 38 Yrs/Female  
 61 Kg/163 Cms  
 Date: 29-Jun-2023 09:56:43 AM

**12 Lead + Comparison**



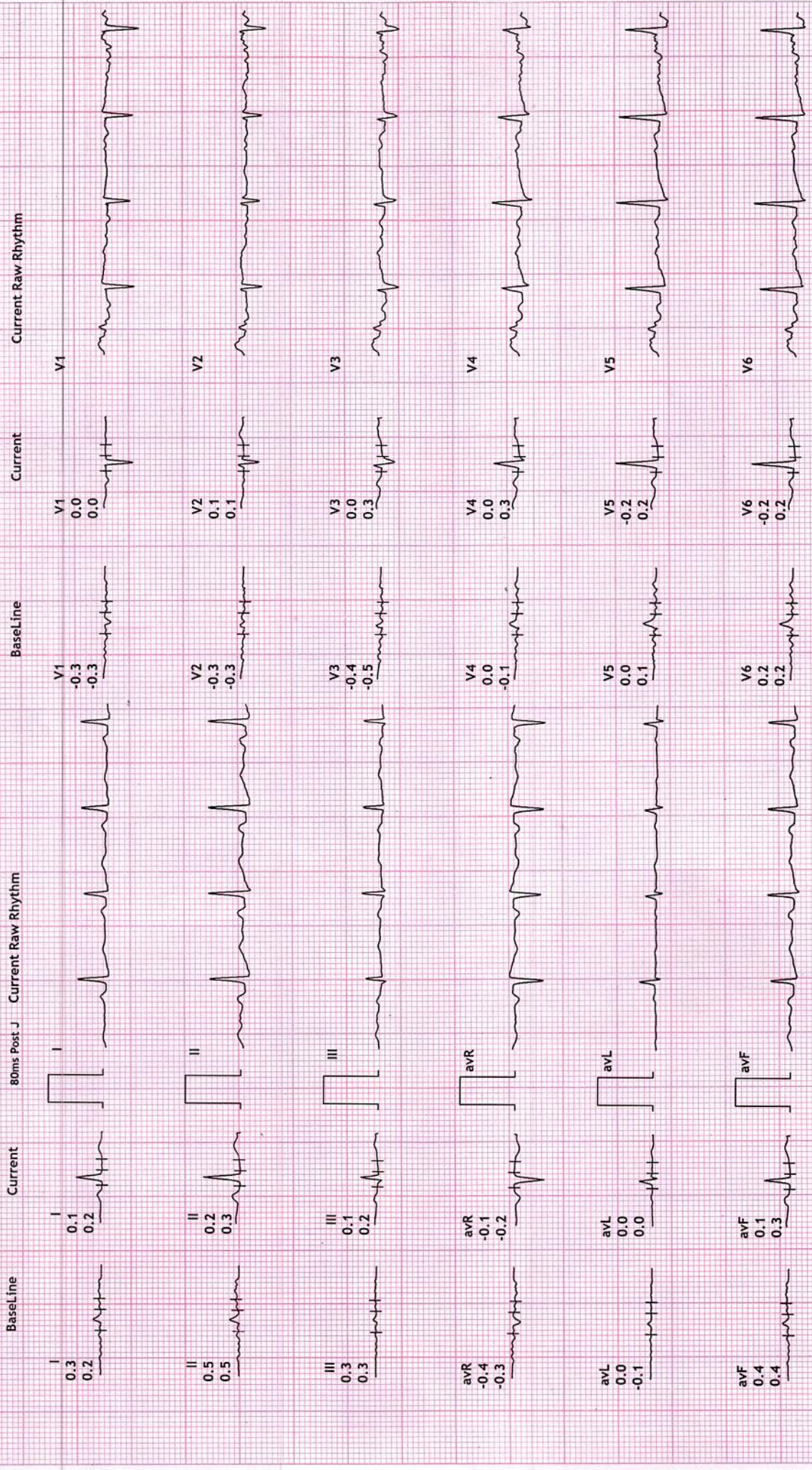
MPHR: 58% of 182  
 Speed: 0.0 kmph  
 Grade: 0.0%

Raw ECG  
 BRUCE  
 (1.0-100)Hz

HR: 107 bpm  
 METS: 1.0  
 BP: 146/80

Ex Time 06:36  
 BLC :On  
 Notch :On

Recovery : ( 02.00 )  
 10.0 mm/mV  
 25 mm/Sec.





REVIVAL DIAGNOSTIC

4TH FLOOR AQUA CORRIDORE , NEAR STAR BAZAR, ADAJAN -395009, SURAT

330/NAYANA V RATHOD

38 Yrs/Female

61 Kg/163 Cms

Date: 29-Jun-2023 09:56:43 AM

HR: 90 bpm

METS: 1.0

BP: 140/80

MPHR: 49% of 182

Speed: 0.0 kmph

Grade: 0.0%

Raw ECG

BRUCE

(1.0-100)Hz

12 Lead + Comparison

Ex Time 06:36

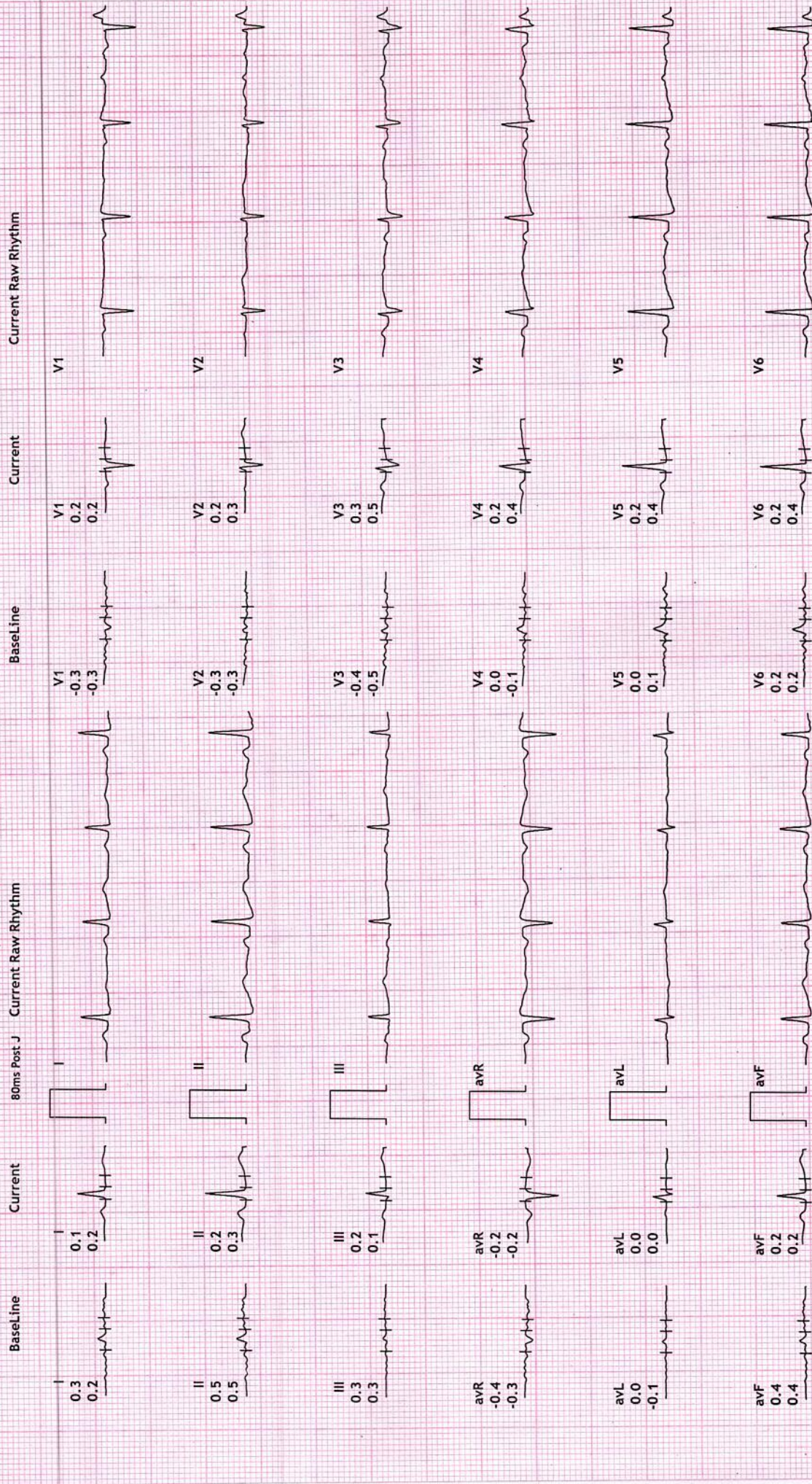
BLC :On

Notch :On

Recovery : ( 03

10.0 mm/mv

25 mm/Sec.







# REVIVAL

## DIAGNOSTICS



Name	<b>NAYANA VIRALBHAI RATHOD</b>	Age/Gender	<b>38Yrs/Female</b>
Reg No.	<b>6765/23</b>	Receipt No	<b>3441</b>
Referred By	<b>Bank of Baroda (BOB) - MEDI WHEEL(PKG10000241)</b>	Mode of Payment	<b>CREDIT</b>
Collection Type	<b>CENTER</b>	Collection DateTime	<b>29-Jun-2023 08:31 AM</b>

### USG OF ABDOMEN & PELVIS

#### LIVER:

Liver is normal in size, shape and echotexture.  
No evidence of focal SOL or dilatation of IHBR seen.  
Portahepatis appear normal.

#### GALLBLADDER:

Gallbladder is distended and appears normal.  
No e/o calculus, mass lesion or changes of cholecystitis seen.

#### PANCREAS:

Pancreas appears normal in size, shape and echotexture.  
No e/o focal lesion, mass or changes of pancreatitis seen.

#### SPLEEN:

Spleen appears normal in size, shape and echotexture.

#### PARAAORTIC REGION:

Aorta grossly appears normal. No e/o paraaortic lymphnodes seen.

#### KIDNEYS:

Both kidneys appear normal in size, shape, position and echotexture.  
Cortex and collecting system of both kidneys appear normal.  
No evidence of calculus or obstructive uropathy on either side.

#### URINARY BLADDER:

Bladder is distended and appears normal.  
No calculus, mass lesion or changes of cystitis is seen.

#### UTERUS:

Retroverted, Normal in size, shape and echotexture with empty central uterine cavity.  
Cervix appears normal.  
No e/o focal SOL. Endometrial thickness is normal.

#### OVARIES:

Both adnexal region appear normal.  
No e/o adnexal mass lesion seen on either side.  
No evidence of free fluid seen in pelvis.

**COMMENTS: NORMAL USG ABDOMEN AND PELVIS.**

**Dr. Chirag K. Patel**  
MBBS-DMPD  
Reg. No. G-23509  
Revival Diagnostics  
4th Floor, Hazira Corridor,  
Nr. Star Bazar, Hazira Main Road,  
Adajan, Surat-395009  
Mo. 97266 726683

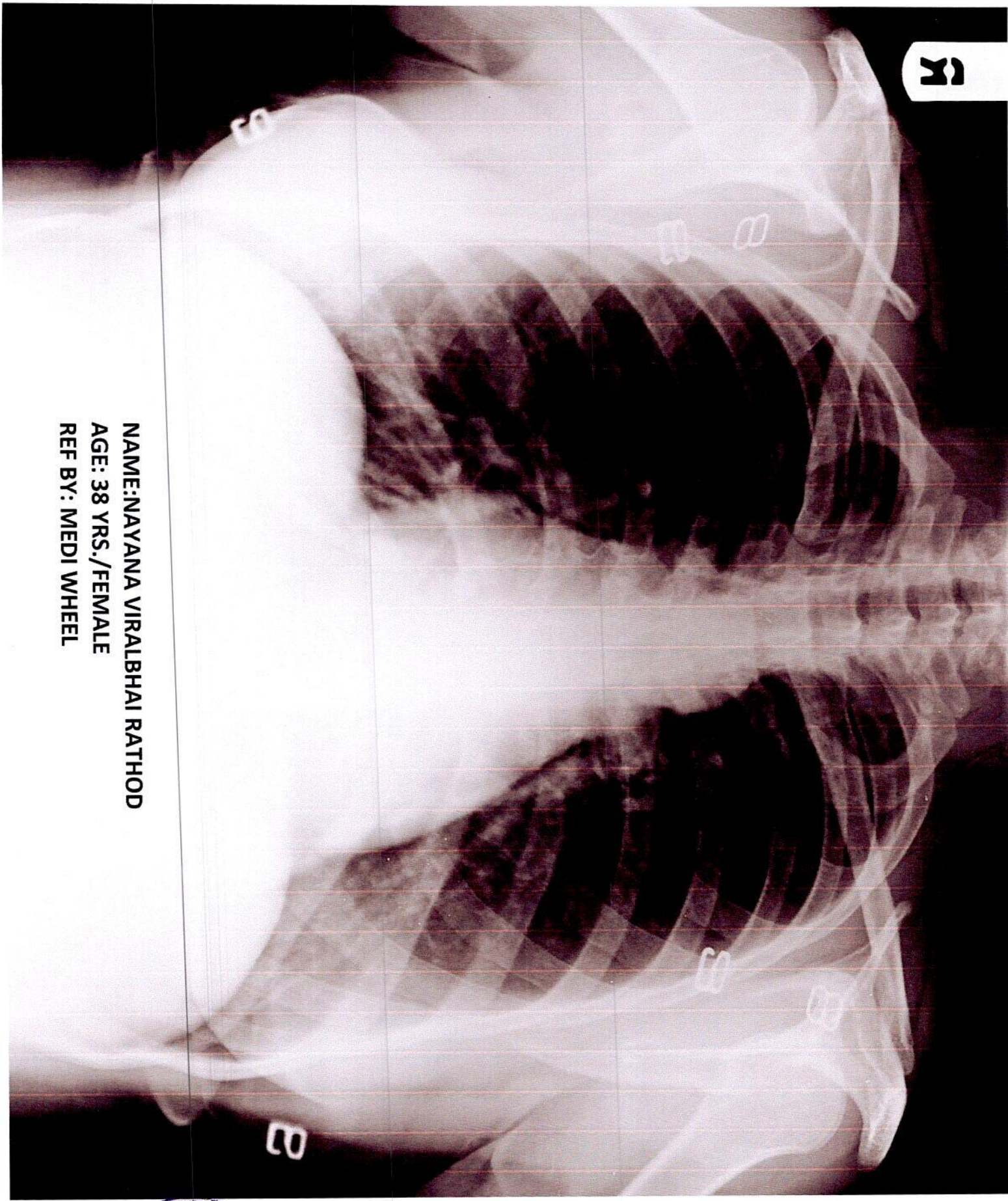
Laboratory Test Result are Subject to technical limitation and should be clinically correlate for final diagnosis

📍 4th Floor, Aqua Corridor, Hazira Road, Adajan Pal, Surat-395009.

☎ 0261 2747788, 9825947712 ✉ revivaldiagnostics.surat@gmail.com 🌐 www.revivaldiagnostics.com

This medical report is not intended for medico-legal purposes.





**NAME: NAYANA VIRALBHAI RATHOD**

**AGE: 38 YRS./FEMALE**

**REF BY: MEDI WHEEL**



COMPU COLOR®  
Photo Imaging Papers

COMPU COLOR®  
Photo Imaging Papers

COMPU COLOR®  
Photo Imaging Papers

COMPU  
Photo

COMPU COLOR®  
Photo Imaging Papers

COMPU COLOR®  
Photo Imaging Papers

COMPU COLOR®  
Photo Imaging Papers

COMPU CO  
Photo Imaging P

COMPU COLOR®  
Photo Imaging Papers

COMPU COLOR®  
Photo Imaging Papers

COMPU COLOR®  
Photo Imaging Papers

COMPU COLOR®  
Photo Imaging Papers

COLOR®  
Photo Imaging

COMPU COLOR®  
Photo Imaging Papers

COMPU COLOR®  
Photo Imaging Papers

COMPU COLOR®  
Photo Imaging Papers

OR  
Paper

COMPU COLOR®  
Photo Imaging Papers

# REVIVAL

## DIAGNOSTICS



Name	<b>NAYANA VIRALBHAI RATHOD</b>	Age/Gender	<b>38Yrs/Female</b>
Reg No.	<b>6765/23</b>	Receipt No	<b>3441</b>
Referred By	<b>Bank of Baroda (BOB) - MEDI WHEEL(PKG10000241)</b>	Mode of Payment	<b>CREDIT</b>
Collection Type	<b>CENTER</b>	Collection DateTime	<b>29-Jun-2023 08:31 AM</b>

### CHEST RADIOGRAPH (PA VIEW)

- Hilar shadows are within normal limits.
- Pulmonary vasculature appears normal.
- Cardiac appears normal in size.
- Both domeh of the diaphragm are smooth.
- Both costophrenic recesses are clear.
- Both lung fields appear normal.
- Visualized bones and soft tissue shadows appear normal.

**IMPRESSION: NORMAL STUDY.**

**DR. CHIRAG K PATEL**  
**RADIOLOGIST**

REVIVAL  
DIAGNOSTICS

**Dr. Chirag K. Patel**  
MBBS-DMPD  
Reg. No. G-23509  
Revival Diagnostics  
4th Floor, Aqua Corridor,  
Nr. Star Bazar, Hazira Main Road,  
Adajan, Surat-395009.  
Mo. 97266 726683

Laboratory Test Result are Subject to technical limitation and should be clinically correlate for final diagnosis

📍 4th Floor, Aqua Corridor, Hazira Road, Adajan Pal, Surat-395009.

☎ 0261 2747788, 9825947712 ✉ revivaldiagnostics.surat@gmail.com 🌐 www.revivaldiagnostics.com

This medical report is not intended for medico-legal purposes.

