

24x7 Helpline - 7835999444 , 7835999555

Name : Mr.RAHUL BHARTI
Age/Gender : 35 Y(s) /Male
Reg No : 2708221541
Lab ID No : KP0049370
Sample ID : 220010263
Sample Type : Serum

Location : FELIX HOSPITAL
Registered On : 27-08-2022 17:56
Reported On : 27-08-2022 19:13
Referred By : FELIX HOSPITAL
Client Name : FELIX HOSPITAL
Reference No :



Test	Result	Unit	Reference Range
T3 <i>Method : CLIA</i>	: 2.12	nmol/L	0.92 - 2.79
T4 <i>Method : CLIA</i>	: 114.78	nmol/L	59.0 - 135.0
TSH <i>Method : CLIA</i>	: 1.6	uIU/mL	0.35 - 5.5

Reference Range for Children

1-4 days : 1.00-39.00
5 days-5 months : 1.7 - 9.1
5 months - 20 years : 0.70 - 6.40

- (1) 4.2 to 15 μ IU/mL - Correlate clinically as physiological and other factors may falsely elevate TSH levels.
- (2) TSH Values may be transiently altered because of non-thyroidal illness.
- (3) Some drugs may decrease TSH values, e.g., L-dopa, Glucocorticoids.
- (4) Some drugs may increase TSH values, e.g., Iodine, Lithium, and Amiodarone. Abbreviations.

**** End Of The Report ****



Sherry Khanna

Dr.Sherry Khanna
D.N.B. (Pathology)
Head-Lab Operations.

24x7 Helpline - 7835999444 , 7835999555

Name : Mr.RAHUL BHARTI
Age/Gender : 35 Y(s) /Male
Reg No : 2708221541
Lab ID No : KP0049370
Sample ID : 220010263
Sample Type : Serum

Location : FELIX HOSPITAL
Registered On : 27-08-2022 17:56
Reported On : 27-08-2022 20:46
Referred By : FELIX HOSPITAL
Client Name : FELIX HOSPITAL
Reference No :



Test	Result	Unit	Reference Range
G.G.T.P.	: 60	U/L	0 - 55

Method : Kinetic IFCC

**** End Of The Report ****



Sherry Khanna

Ms.Sherry Khanna
D.N.B. (Pathology)
Head-Lab Operations.

24x7 Helpline - 7835999444 , 7835999555

Patient Name : Mr. RAHUL BHARTI [UHIDNO:FHP23998027082022]
Age / Gender : 35 Yr / Male
Address : A 156 PARAMOUNT GOLF FOREST GREATER NOIDA, Gautam Buddha Nagar, UTTAR PRADESH


 UHIDNO:FHP239980270820

Requesting Doctor: Dr. ANSHUMALA SINHA

Reg. ID : OPD.22-23-63760

HAEMATOLOGY

Request Date : 27-08-2022 10:21 AM

Reporting Date : 27-08-2022 01:03 PM

Collection Date : 27-08-2022 10:54 AM[HA24726]

Reporting Status : Finalized

Acceptance Date : 27-08-2022 10:54 AM | **TAT:** 02:09 [HH:MM]

Investigations	Method	Result	Biological Reference
HAEMOGRAM (CBC & ESR)			
HEMOGLOBIN(NON CYNAMETH/PHOTOMETRY)*		16.60 gm/dL	M 13.00 - 17.00 (Age 13 Y - 100 Y)
TOTAL LEUCOCYTE COUNT (TLC) (FLOWCYTOMETRY)*		8000 /cumm	M 4000.00 - 10000.00 (Age 13 Y - 100 Y)
DLC (FLOWCELL & CYTOCHEMISTRY/MANUAL)*			
NEUTROPHIL		62.70 %	40.00 - 80.00 (Age 13 Y - 100 Y)
LYMPHOCYTE		28.90 %	20.00 - 40.00 (Age 13 Y - 100 Y)
MONOCYTE		4.00 %	2.00 - 10.00 (Age 13 Y - 100 Y)
EOSINOPHIL		4.30 %	1.00 - 6.00 (Age 13 Y - 100 Y)
BASOPHIL		0.10 %	0.00 - 1.00 (Age 13 Y - 100 Y)
RBC (IMPEDENCE)*		5.11 millions/cumm	M 4.50 - 6.50 (Age 13 Y - 100 Y)
HEMATOCRIT/P.C.V (RBC PULSE HEIGHT)*		48.30 %	M 40.00 - 54.00 (Age 13 Y - 100 Y)
MCV(Calculated)*		95.00 fL	80.00 - 100.00 (Age 13 Y - 100 Y)
MCH(Calculated)*		32.50 Picogram *	27.00 - 32.00 (Age 13 Y - 100 Y)
MCHC(Calculated)*		34.40 %	31.50 - 34.50 (Age 13 Y - 100 Y)
PLATELET COUNT (IMPEDANCE)*		2.90 Lakh/cumm	1.50 - 4.00 (Age 13 Y - 100 Y)
ESR(Westergren's Method)*		20 mm/hr *	M 0 - 10 F 5 - 20

Performed On: PENTRA ES60 (Horiba), 5-Part differential cell counter

END OF REPORT.



Prepared By
VARSHABEN JAGDISHBHAI VIDJA

Dr. KRITIKA JAIN
MBBS MD (PATHOLOGY)

24x7 Helpline - 7835999444 , 7835999555

Patient Name : Mr. RAHUL BHARTI [UHIDNO:FHP23998027082022] 
Age / Gender : 35 Yr / Male UHIDNO:FHP239980270820
Address : A 156 PARAMOUNT GOLF FOREST GREATER NOIDA, Gautam Buddha Nagar, UTTAR PRADESH
Requesting Doctor: Dr. ANSHUMALA SINHA **Reg. ID :** OPD.22-23-63760


BIOCHEMISTRY

Request Date : 27-08-2022 10:21 AM **Reporting Date :** 27-08-2022 01:04 PM
Collection Date : 27-08-2022 10:54 AM[B131703] **Reporting Status :** Finalized
Acceptance Date : 27-08-2022 10:54 AM | **TAT:** 02:10 [HH:MM]

Investigations	Method	Result	Biological Reference
LIPID PROFILE *[Plain tube (red top)]			
TOTAL CHOLESTEROL Enzymatic (CHE/CHO/POD)*		248.00 mg/dL	Normal <200, Borderline High 200 - 239, High > 240
TRIGLYCERIDES Enzymatic (Lipase/GK/GPO/POD)*		204.00 mg/dL	Normal : < 150 Borderline High: 150 - 199 High: 200 - 499 Very High :> 500
HDL -CHOLESTEROL PTA/ MgCl ₂ -enzymatic*		82.00 mg/dL *	40.00 - 60.00
LDL(Low density lipid) Calculated		125.20 mg/dL	100.00 - 160.00
VLDL(Very low density lipid) Calculated		40.80 mg/dL *	15.00 - 40.00
CHOL/HDL Ratio Calculated		3.02	3.00 - 5.00
<i>Performed On: VITROS 250</i>			
<i>Please correlate clinically</i>			

END OF REPORT.

Prepared By
ALOK KUMAR


Dr. KRITIKA JAIN
MBBS MD (PATHOLOGY)

24x7 Helpline - 7835999444 , 7835999555

Patient Name : Mr. RAHUL BHARTI [UHIDNO:FHP23998027082022]

Age / Gender : 35 Yr / Male

Address : A 156 PARAMOUNT GOLF FOREST GREATER NOIDA, Gautam Buddha Nagar, UTTAR PRADESH



UHIDNO:FHP239980270820

Requesting Doctor: Dr. ANSHUMALA SINHA

Reg. ID : OPD.22-23-63760

BIOCHEMISTRY

Request Date : 27-08-2022 10:21 AM

Reporting Date : 27-08-2022 01:05 PM

Collection Date : 27-08-2022 10:54 AM[B131703]

Reporting Status : Finalized

Acceptance Date : 27-08-2022 10:54 AM | **TAT:** 02:11 [HH:MM]

Investigations	Method	Result	Biological Reference
KIDNEY FUNCTION TEST(KFT) *[Plain tube (red top)]			
UREA (UREASE METHOD)*		15.40 mg/dL	M 13.00 - 43.00
S.CREATININE (ENZYMATIC)*		0.80 mg/dL	M 0.66 - 1.25
S.URIC ACID (URICASE, COLORIMETRY)*		8.10 mg/dL	M 3.50 - 8.50
S.CALCIUM (ARSENazo DYE)*		9.80 mg/dL	8.40 - 10.20
S. SODIUM (DIRECT I.S.E.)*		138.00 mmol/L	137.00 - 145.00
S. POTASSIUM (DIRECT I.S.E.)*		4.90 mmol/L	3.50 - 5.10
S. PHOSPHORUS (PMA PHENOL)*		4.00 mg/dL	2.50 - 4.50
<i>Performed On: VITROS 250</i>			
LIVER FUNCTION TEST *[Plain tube (red top)]			
TOTAL BILIRUBIN (AZOBILIRUBIN/DIPHYLLINE)*		0.9 mg/dL	Adult 0.20 - 1.30
CONJUGATED(D.Bilirubin) (CALCULATED)		0.3 mg/dL	Adult 0.00 - 0.30
UNCONJUGATED(I.D.Bilirubin) (SPECTROPHOTOMETRY)		0.60 mg/dL	Adult 0.00 - 1.10
S.G.O.T (AST) (KINETIC LEUCO DYE)*		29.0 IU/L	M 17.00 - 59.00
S.G.P.T (ALT) (KINETIC LDH/NADH)*		26.0 IU/L	M 0.00 - 52.00
ALKALINE PHOSPHATASE (pNPP/AMP)*		95.0 IU/L	M 38.00 - 126.00 (Age 18 Y - 100 Y)
TOTAL PROTEIN (BIURET)*		7.10 gm/dL	6.30 - 8.20
ALBUMIN (BROMOCRESOL GREEN)*		4.90 gm/dL	3.50 - 5.00
GLOBULIN (CALCULATED)*		2.20 gm/dL	2.00 - 3.50
A/G RATIO (CALCULATED)		2.23 *	1.00 - 2.10
<i>Performed On: VITROS 250</i>			
<i>Please correlate clinically</i>			

END OF REPORT.



Prepared By
PRANJALI RAI

Dr. KRITIKA JAIN
MBBS MD (PATHOLOGY)

24x7 Helpline - 7835999444 , 7835999555

Patient Name : Mr. RAHUL BHARTI [UHIDNO:FHP23998027082022]

Age / Gender : 35 Yr / Male

Address : A 156 PARAMOUNT GOLF FOREST GREATER NOIDA, Gautam
Buddha Nagar, UTTAR PRADESH

UHIDNO:FHP239980270820

Requesting Doctor: Dr. ANSHUMALA SINHA

Reg. ID : OPD.22-23-63760

BIOCHEMISTRY

Request Date : 27-08-2022 10:21 AM

Reporting Date : 27-08-2022 01:12 PM

Collection Date : 27-08-2022 10:54 AM [BI31704]

Reporting Status : Finalized


Acceptance Date : 27-08-2022 10:54 AM | **TAT:** 02:18
[HH:MM]

Investigations	Method	Result	Biological Reference
BLOOD SUGAR FASTING (BSF) *[Sodium fluoride(grey top)] <i>Performed On: VITROS 250</i>		91.00 mg/dL	74.00 - 110.00 (Age <= 100)

Please correlate clinically

END OF REPORT.

Prepared By
ALOK KUMAR


Dr. KRITIKA JAIN
MBBS MD (PATHOLOGY)

24x7 Helpline - 7835999444 , 7835999555

Patient Name : Mr. RAHUL BHARTI [UHIDNO:FHP23998027082022]
Age / Gender : 35 Yr / Male
Address : A 156 PARAMOUNT GOLF FOREST GREATER NOIDA, Gautam Buddha Nagar, UTTAR PRADESH
Requesting Doctor: Dr. ANSHUMALA SINHA
Reg. ID : OPD.22-23-63760

CLINICAL PATHOLOGY

Request Date : 27-08-2022 10:21 AM
Collection Date : 27-08-2022 10:54 AM[CLP6042]
Acceptance Date : 27-08-2022 10:54 AM | **TAT:** 02:06 [HH:MM]
Reporting Date : 27-08-2022 01:00 PM
Reporting Status : Finalized

Investigations	Method	Result	Biological Reference
URINE ROUTINE AUTOMATED *[Random Urine]			
VOLUME		25 ML	>10
COLOUR		PALE YELLOW	PALE YELLOW
APPEARANCE		CLEAR	CLEAR
SPECIFIC GRAVITY (pKA CHANGE)		1.030	1.005 - 1.030
pH (DOUBLE INDICATOR)		7.0	5.00 - 8.50
URINE PROTEIN (PROTEIN ERROR/ 3% SULPHOSALICYLIC ACID)		NIL	NIL
GLUCOSE (GOD-POD/ BENEDICTS)		NIL	NIL
MICROSCOPIC EXAMINATION			
PUS CELLS		2-4 /HPF	0.0-3.0
RBC		NIL /HPF	NIL
CASTS		ABSENT	ABSENT
CRYSTALS		ABSENT	ABSENT
EPITHELIAL CELLS		1-2 /HPF	M 0.00 - 3.00 /HPF
BACTERIA		ABSENT	ABSENT
OTHER		ABSENT	


Please correlate clinically

END OF REPORT.

Prepared By
ABHISHEK RATHI

Dr. KRITIKA JAIN
MBBS MD (PATHOLOGY)

24x7 Helpline - 7835999444 , 7835999555

Patient Name : Mr. RAHUL BHARTI [UHIDNO:FHP23998027082022] 
Age / Gender : 35 Yr / Male UHIDNO:FHP239980270820
Address : A 156 PARAMOUNT GOLF FOREST GREATER NOIDA, Gautam Buddha Nagar, UTTAR PRADESH
Requesting Doctor: Dr. ANSHUMALA SINHA **Reg. ID :** OPD.22-23-63760

BIOCHEMISTRY

Request Date : 27-08-2022 10:21 AM **Reporting Date :** 27-08-2022 03:53 PM
Collection Date : 27-08-2022 02:44 PM[B131754] **Reporting Status :** Finalized
Acceptance Date : 27-08-2022 02:44 PM | **TAT:** 01:09 [HH:MM]

Investigations	Method	Result	Biological Reference
BLOOD SUGAR POST PRONDIAL (BSPP) *[Sodium fluoride(grey top)] <i>Performed On: VITROS 250</i>		103.00 mg/dL	80.00 - 140.00 (Age <= 100)

Please correlate clinically

END OF REPORT.

Prepared By
VINEET KUMAR



Dr. KRITIKA JAIN
MBBS MD (PATHOLOGY)

24x7 Helpline - 7835999444 , 7835999555

Patient Name : Mr. RAHUL BHARTI [UHIDNO:FHP23998027082022]
Age / Gender : 35 Yr / Male
Address : A 156 PARAMOUNT GOLF FOREST GREATER NOIDA, Gautam
Buddha Nagar, UTTAR PRADESH
Requesting Doctor: Dr. ANSHUMALA SINHA



Reg. ID : OPD.22-23-63760

HAEMATOLOGY

Request Date : 27-08-2022 10:21 AM
Collection Date : 27-08-2022 10:54 AM [HA24726]
Acceptance Date : 27-08-2022 10:54 AM | TAT: 06:40
[HH:MM]

Reporting Date : 27-08-2022 05:34 PM
Reporting Status : Finalized


Investigations	Method	Result	Biological Reference
Blood Group (RH Type) *[EDTA tube(purple top)]			
Blood Group	Forward Grouping Method	B	
Rh Type	Forward Grouping Method	POSITIVE	

END OF REPORT.

Prepared By
ALOK KUMAR

Dr. ASHILY KOSHY
MBBS, MD(PATHOLOGY)

24x7 Helpline - 7835999444 , 7835999555

Patient Name : Mr. RAHUL BHARTI [UHIDNO:FHP23998027082022] 
Age / Gender : 35 Yr / Male UHIDNO:FHP239980270820
Address : A 156 PARAMOUNT GOLF FOREST GREATER NOIDA, Gautam Buddha Nagar, UTTAR PRADESH
Requesting Doctor: Dr. ANSHUMALA SINHA **Reg. ID :** OPD.22-23-63760

BIOCHEMISTRY

Request Date : 27-08-2022 10:21 AM **Reporting Date :** 27-08-2022 01:48 PM
Collection Date : 27-08-2022 10:54 AM[B131703] **Reporting Status :** Finalized
Acceptance Date : 27-08-2022 10:54 AM | TAT: 02:54 [HH:MM]

Investigations	Method	Result	Biological Reference
GLYCOSYLATED HAEMOGLOBIN (Hb A1c) *[edta tube(purple top)] (Method:HPLC Assay) <u>Ref Range for HBA1c</u> Non Diabetic:< 5.7 % Pre-Diabetic: 5.7 - 6.5 % Diabetic: > 6.5 % Remark: Hemoglobin A1c criteria for diagnosing diabetes have not been established for patients who are <18 years of age. <u>HbA1c goals in treatment of diabetes:</u> Ages 0-6 years: 7.6% - 8.4% Ages 6-12 years: <8% Ages 13-19 years: <7.5% Adults: <7% Comments: HbA1c provides an index of average blood glucose levels over the past 8 - 12 weeks and is a much better indicator of long term glycemic control as compared to blood and urinary glucose determinations. (Note: If a person has anemia, hemolysis, or heavy bleeding, HbA1c test results may be falsely low. If someone is iron-deficient, the HbA1c level may be increased. If a person has had a recent blood transfusion, the HbA1c may be inaccurate and may not accurately reflect glucose control for 2 to 3 months.) ADA criteria for correlation between HbA1c & Mean plasma glucose levels: HbA1c(%): 6 7 8 9 10 11 12 Mean Plasma Glucose: 126 154 183 212 240 269 298 (mg/dL) Please correlate clinically		5.10 %	

END OF REPORT.

24X7 {Helpline - 7835 999 444 , 7835 999 555}

Patient Name: Mr. RAHUL BHARTI / UHIDNO:FHP23998027082022
Age / Gender: 35 Yr /Male
Address: A 156 PARAMOUNT GOLF FOREST GREATER NOIDA,
Gautam Buddha Nagar, UTTAR PRADESH



Requesting Doctor: Dr. ANSHUMALA SINHA

Reg. No.: OPD.22-23-63760

Request Date : 27-08-2022 10:21 AM

Reporting Date : 28-08-2022 03:03 PM
Report Status : Finalized

X-RAY CHEST PA VIEW WITH COMPUTED RADIOGRAPHY

Observations

Visualized lung fields: Appear normal.
Hilar Shadows: Are within normal limits.
Pulmonary vasculature: Appears normal.
Cardia : Is normal in size.
Domes of Diaphragm: Are smooth.
Both Costophreic Recesses : Are clear.
Bones and soft tissue shadows: Appear normal.

Impression

Essentially normal study.

Dr. Athul D
MBBS, MD, DNB
Consultant Radiologist

END OF REPORT

Dr. S. ANBUMALAR
MD RD,RFCR
CONSULTANT RADIOLOGIST

15%

Discount on Medicines Purchase from Felix Pharmacy
फेलिक्स फार्मसी से दवाओं की खरीद पर 15% की छूट*

24X7 {Helpline - 7835 999 444 , 7835 999 555}

Patient Name: Mr. RAHUL BHARTI / UHIDNO:FHP23998027082022
Age / Gender: 35 Yr /Male
Address: A 156 PARAMOUNT GOLF FOREST GREATER NOIDA,
Gautam Buddha Nagar, UTTAR PRADESH



Requesting Doctor: Dr. ANSHUMALA SINHA

Reg. No.: OPD.22-23-63760

Request Date : 27-08-2022 10:21 AM

Reporting Date : 27-08-2022 11:33 AM

Report Status : Finalized

ULTRASOUND WHOLE ABDOMEN MALE

Liver is enlarged in size (measures ~ 163 mm) and shows homogeneously raised echopattern. No focal lesion is seen. Intrahepatic biliary radicles and venous channels appear normal. Gall bladder is distended and shows smooth walls and the lumen is echofree. CBD is not dilated. Pancreas is normal in size, shape and echotexture. Spleen is normal in size and echotexture. Both kidneys are normal in size, shape and echopattern. Cortico-medullary differentiation and parenchymal thickness is well maintained. No evidence of any pelvicalyceal separation is seen. No evidence of any significant retroperitoneal lymphadenopathy is seen. No evidence of fluid in peritoneal cavity. Urinary bladder is normal in distensibility and wall thickness. The lumen is echofree. Prostate is normal in size, shape and echotexture.

IMPRESSION:

Hepatomegaly with grade II fatty liver.

Advice: Clinical correlation.

END OF REPORT

Dr. PRIYANKA GUPTA
MBBS, MD (Radio Diagnosis)
P.D.C.C Breast Imaging (AIIMS)
P.D.C.C Gastro Radiology (AIIMS)
Consultant Interventional Radiology

15% Discount on Medicines Purchase from Felix Pharmacy
फेलिक्स फार्मसी से दवाओं की खरीद पर 15% की छूट*

24X7 {Helpline - 7835 999 444 , 7835 999 555}

Patient Name: Mr. RAHUL BHARTI / UHIDNO:FHP23998027082022
Age / Gender: 35 Yr /Male
Address: A 156 PARAMOUNT GOLF FOREST GREATER NOIDA,
Gautam Buddha Nagar, UTTAR PRADESH



Requesting Doctor: Dr. ANSHUMALA SINHA

Reg. No.: OPD.22-23-63760

Request Date : 27-08-2022 10:21 AM

Reporting Date : 27-08-2022 01:57 PM
Report Status : Finalized

TREADMILL TEST (TMT)

REASON FOR EXAMINATION: Routine

FINDINGS:

The patient was exercised according to standard Bruce protocol for 3.17 minutes achieving maximal heart rate of 167 resulting in 90% of age-predicted maximal heart rate (185). Peak blood pressure was 150/90. The patient did not experience any chest discomfort during stress or recovery. The test was terminated due to leg fatigue and achieving target heart rate. Electrocardiogram during stress and recovery did not reveal an additional 1 mm of ST depression compared to the baseline electrocardiogram.

IMPRESSION:

1. Adequate heart rate and blood pressure response.
2. This maximal treadmill test did not evoke significant and diagnostic clinical or electrocardiographic evidence for significant occlusive coronary artery disease.

CONCLUSION: TMT IS NEGATIVE FOR REVERSIBLE MYOCARDIAL ISCHEMIA.

ADVICE : CLINICAL CORRELATION.

END OF REPORT

Dr. SYED ZAFRUL HASAN

MBBS, PGDCC, ACMDC, DFM (U.K)

(Associate Consultant)

15% Discount on Medicines Purchase from Felix Pharmacy
फेलिक्स फार्मसी से दवाओं की खरीद पर 15% की छूट*