

भारत सरकार

GOVERNMENT OF INDIA



కొప్పిశెట్టి ఎస్ శేఖర రావు

Koppiseti S Sekhara Rao

పుట్టిన తేదీ/DOB: 20/04/1972

వరుషుడు/ MALE

Mobile No: 9441209723

9026 2685 1169

VID . 91336 7484 2716 1500



నా ఆదార్ నా గుర్తింపు




भारतीय विशिष्ट पहचान प्राधिकरण
UNIQUE IDENTIFICATION AUTHORITY OF INDIA

विरुनाम्ना:

S/O: కొవ్వొశెట్టి వెంకట్రావు లేట్, 2-1111/అ, శ్రీనివాస
నగర్, వాటర్ ట్యాంక్ దగ్గర, ఇంద్రపాలెం, కాకినాడ రూరల్,
తూర్పుగోదావరి,
ఆంధ్ర ప్రదేశ్ - 5333006

Address :

S/O: Koppiseti Venkatrao Late, 2-1111/A, srinivasa
nagar, NEAR WATER TANK, INDRAPALEM, Kakimada
Rural, East Godavari,
Andhra Pradesh - 5333006



1947

1800 300 1947




help@uidai.gov.in

www.uidai.gov.in

WWW

P.O. Box No. 1947,
Bengaluru-560 001



ID : 2303270000
 Name: **Sekhara Rao**
 Sex : **Male**
 Divisions:

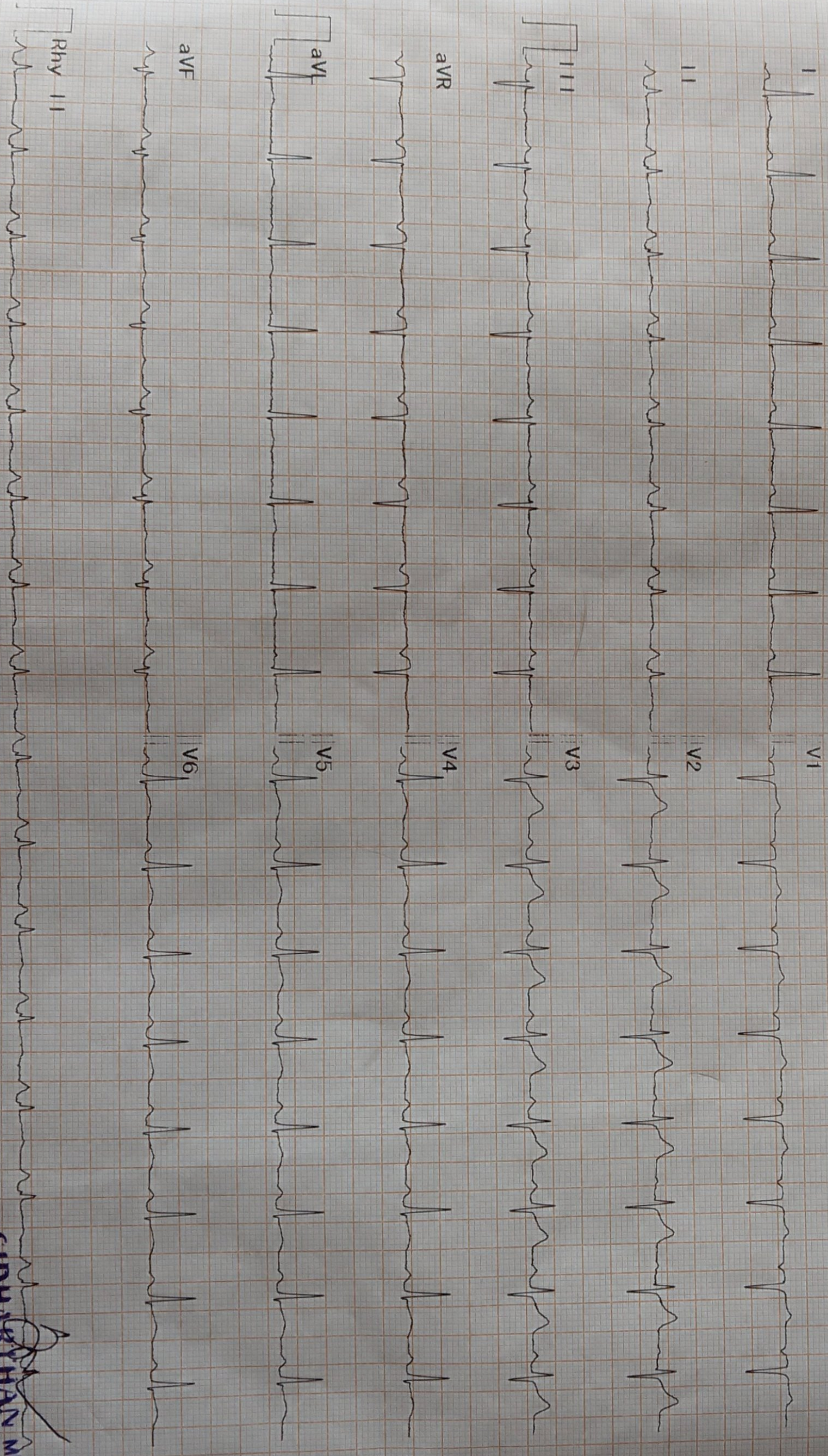
Date Time: 2023-03-27 01:08
 Age : **50**
 BP : **130 / 80** mmHg
 Bed No. :

Patient ID: **169** cm
 Height : **169** cm
 Weight : **71** kg
 Hospital No. :

Minnesota Code
 8-7-3
 1-1-2 (V1)
 1-2-6 (111)
 9-1-2 (V1, V2, V3, V4, V5, V6)
 9-4-1 (V3)

Hospital: **MURUGAN HOSPITALS**

Diagnosis Info
 812: Sinus Tachycardia
 132: Low Voltage (Chest Leads)



Diagnosis for reference, ask your doctor to confirm
 AUTO PRINT 6X2+1R 99bpm 10 mm/mV 0.50Hz=45Hz AC 60Hz 25 mm/sec

Confirmed By:

SIDHAKRISHAN MD, DHA,
 Consultant Cardiologist
 Reg No. 82979

MURUGAN HOSPITAL

45339 / MR. SEKHARA RAO . S
50 Yrs / Male
71 Kg / 169 Cm/
Date: 27-Mar-2023 09:06:45 AM

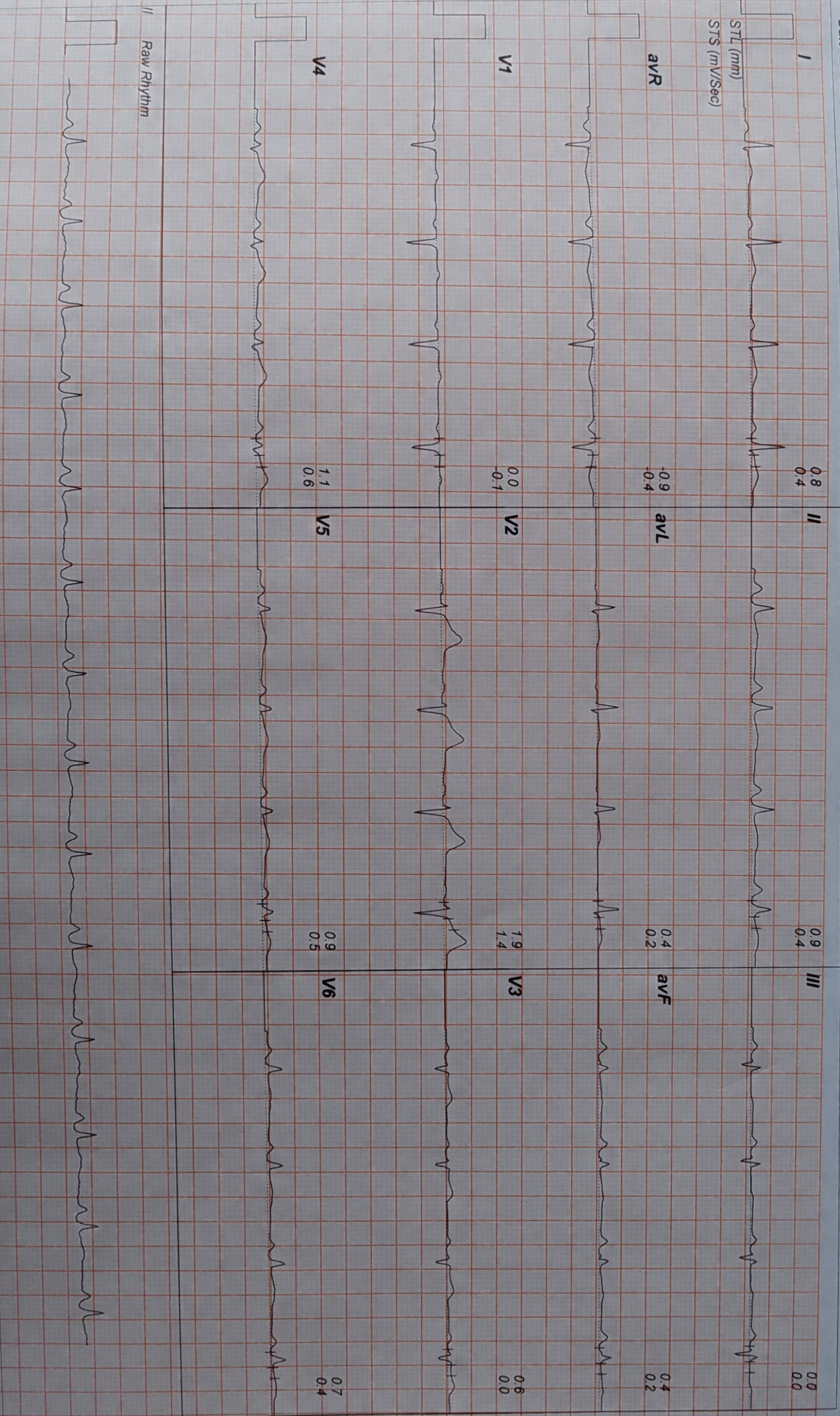
HR: 86 bpm
METS: 1.0
BP: 130/80

Tgt HR: 50% of 170
Speed: 0.0 mph,
Grade: 0.0%

Linked Medians Report

Ex Time 00:44
BLC: On
Notch: On

SUPINE
1.0 Cm/mV
25 mm/Sec.



URUGAN HOSPITAL
CHENNAI

45339 / MR. SEKHARA RAO . S
50 Yrs / Male
71 Kg / 169 Cm/
Date: 27-Mar-2023 09:06:45 AM

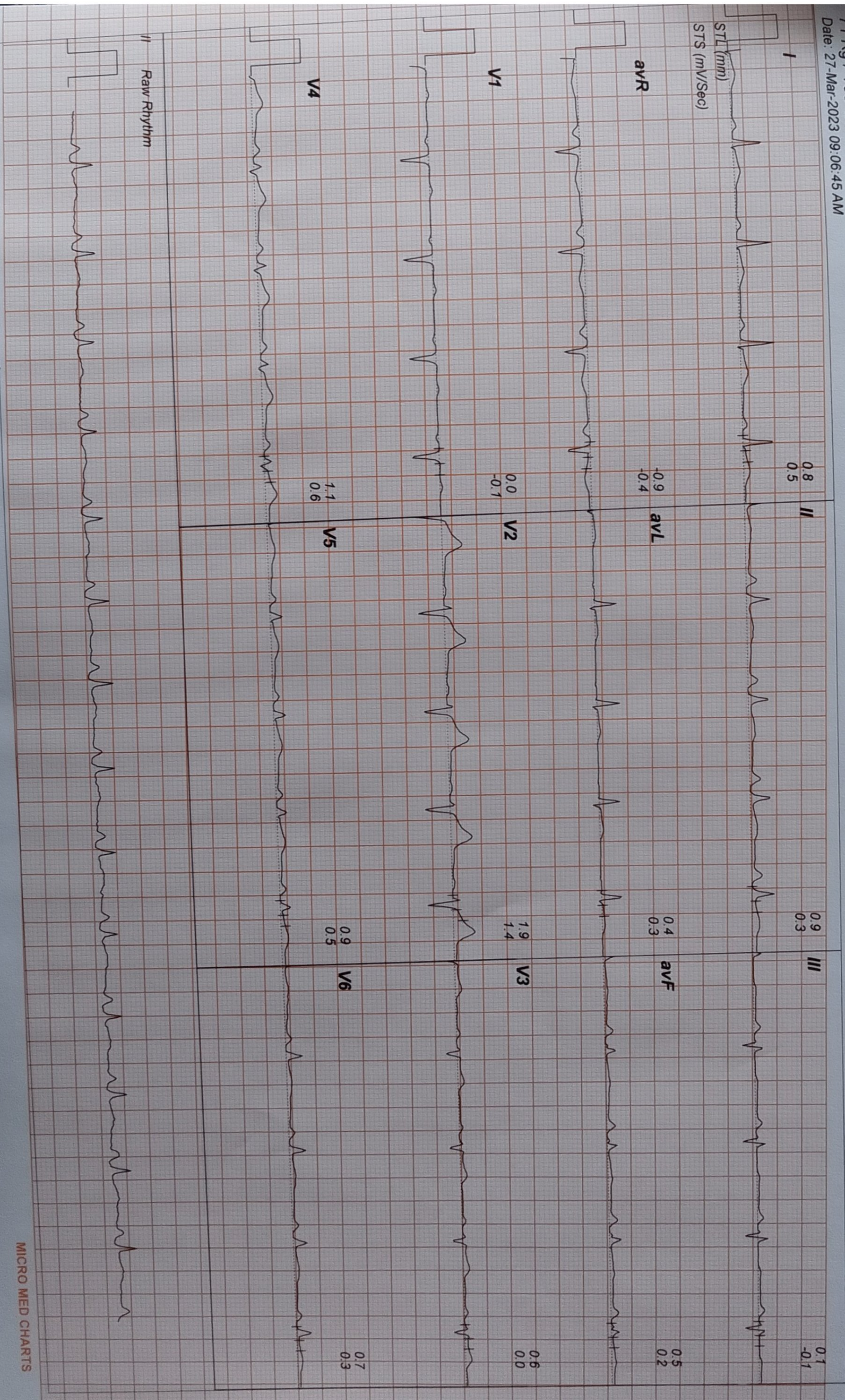
HR: 91 bpm
METS: 1.0
BP: 130/80

Tgt HR: 53% of 170
Speed: 0.0 mph,
Grade: 0.0%

Linked Medians Report

Ex Time 00:56
BLC: On
Notch: On

STANDING
1.0 Cm/mV
25 mm/Sec.



45339 / MR. SEKHARA RAO . S
50 Yrs / Male
71 Kg / 169 Cm/
Date: 27-Mar-2023 09:06:45 AM

HR: 83 bpm
METS: 1.0
BP: 130/80

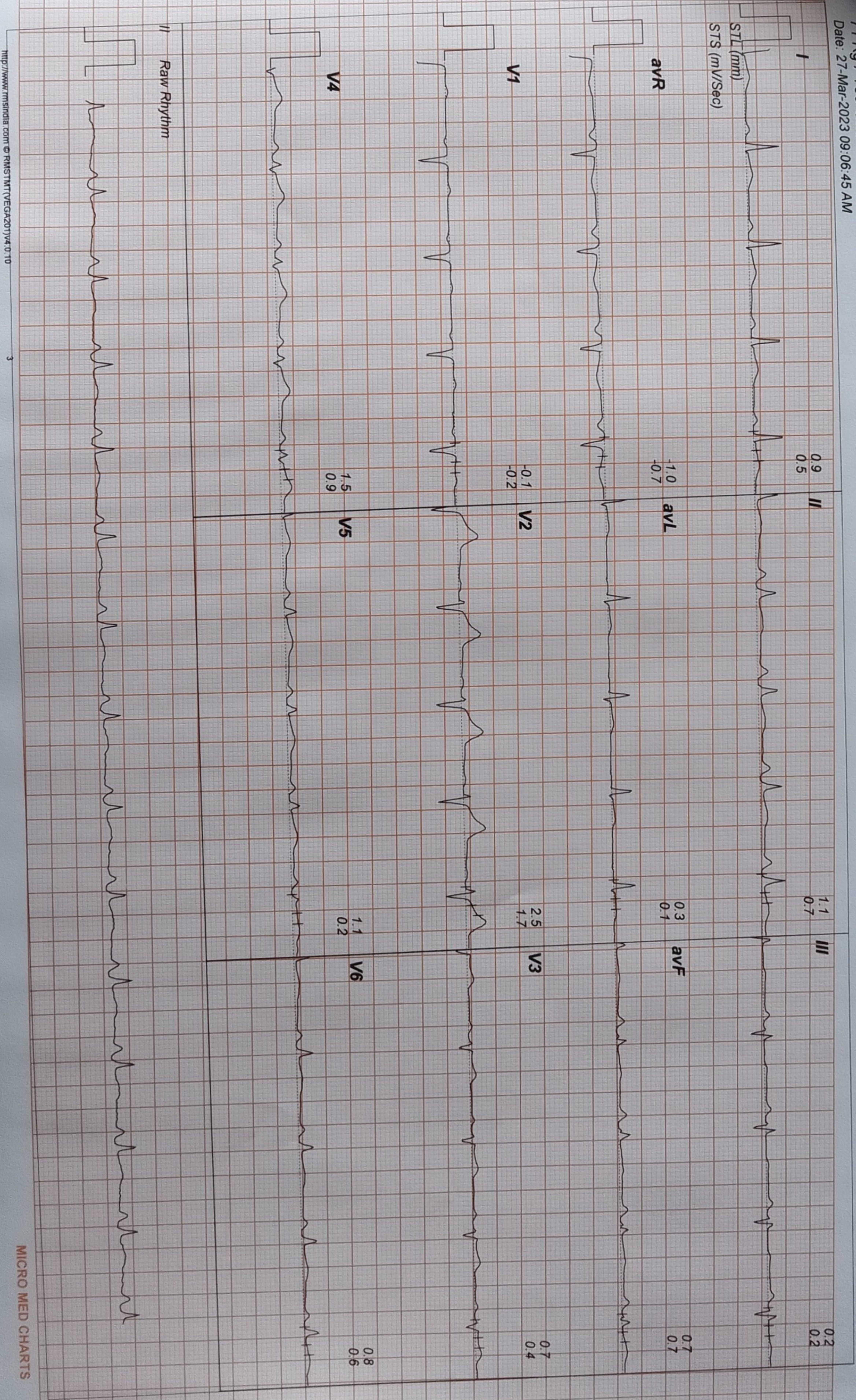
Tgt HR: 48% of 170
Speed: 0.0 mph,
Grade: 0.0%

(0.05-100)Hz

Ex Time 01:02
BLC: On
Notch: On

HV
1.0 Cm/mV
25 mm/Sec

Linked Medians Report



45339 / MR. SEKHARA RAO . S
50 Yrs / Male
71 Kg / 169 Cm/
Date: 27-Mar-2023 09:06:45 AM

HR: 94 bpm
METS: 1.0
BP: 130/80

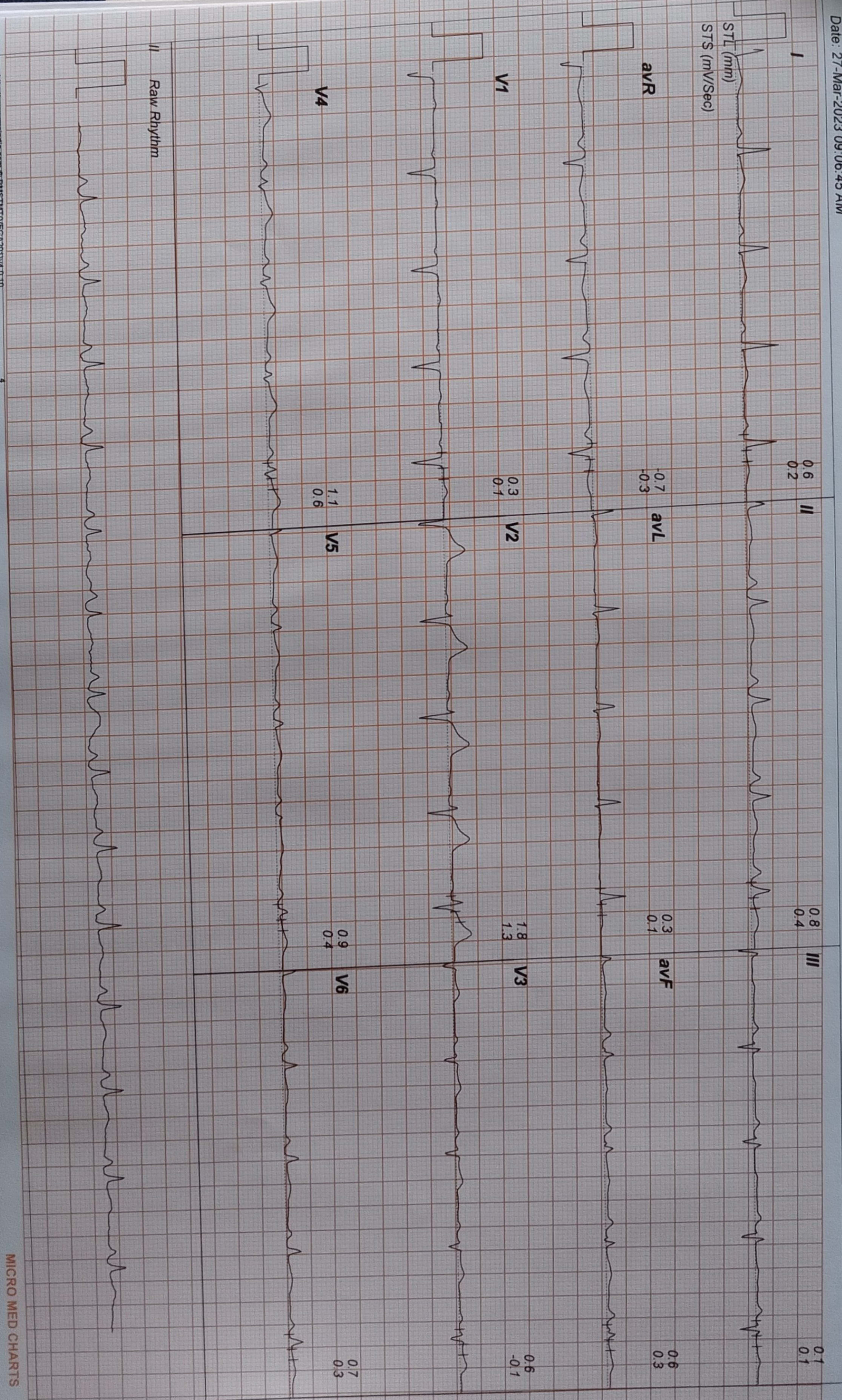
Trgt HR: 55% of 170
Speed: 0.0 mph,
Grade: 10.0%

(0.05-100)Hz

Ex Time 00:00
BLC: On
Notch: On

ExStn
1.0 Cm/mV
25 mm/Sec.

Linked Medians Report



45339 / MR SEKHARA RAO . S
50 Yrs / Male
71 Kg / 169 Cm/
Date: 27-Mar-2023 09:06:45 AM

HR: 110 bpm
METS: 4.7
BP: 130/80

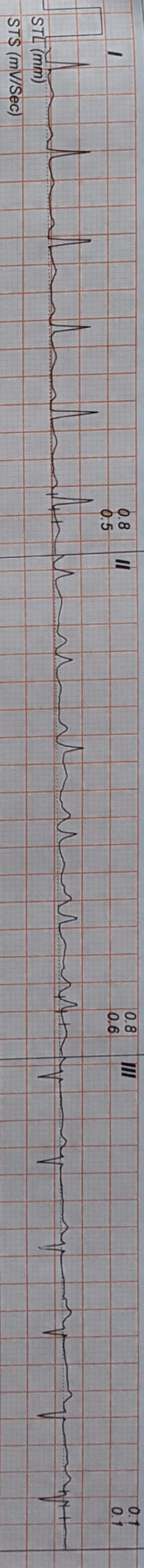
Trgt HR: 64% of 170
Speed: 17.0 mph,
Grade: 10.0%

(0.05-100)Hz

Ex Time 03:00
BLC: On
Notch: On

Stage 1 (03:00)
1.0 Cm/mV
25 mm/Sec.

Linked Medians Report



Raw Rhythm

http://www.rmsindia.com © RMS/ST/VT/VEGA201/VA.0.10

MICRO MED CHARTS

5339 / MR. SEKHARA RAO . S
0 Yrs / Male
1 Kg / 169 Cm/
Date: 27-Mar-2023 09:06:45 AM

HR: 129 bpm
METS: 7.1
BP: 130/80

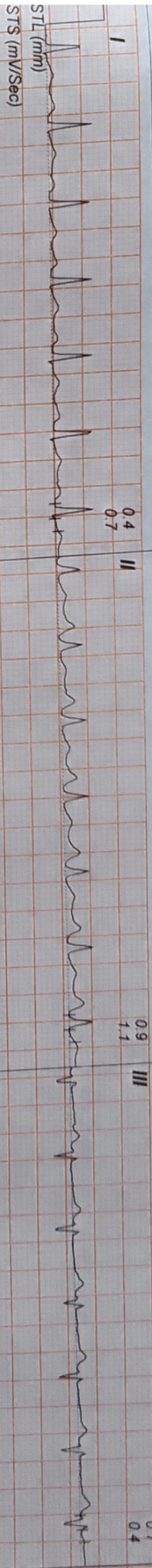
Tgt HR: 75% of 170
Speed: 25.0 mph,
Grade: 12.0%

(0.05-100)Hz

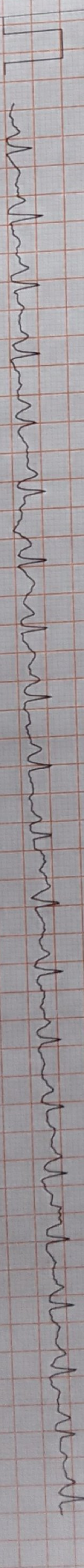
Ex Time 06:00
BLC: On
Notch: On

Stage 2 (03:00)
1.0 Cm/mV
25 mm/Sec.

Linked Medians Report



Raw Rhythm



5339 / MR. SEKHARA RAO . S
50 Yrs / Male
71 Kg / 169 Cm/
Date: 27-Mar-2023 09:06:45 AM

HR: 153 bpm
METS: 10.2
BP: 140/90

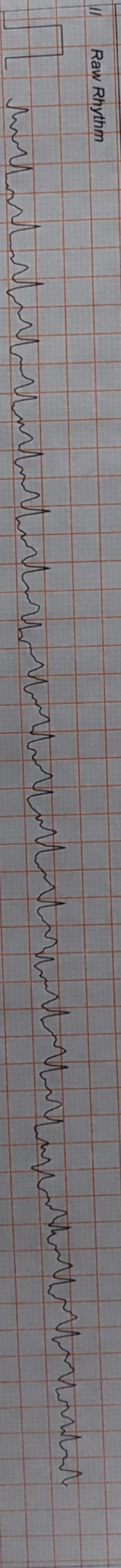
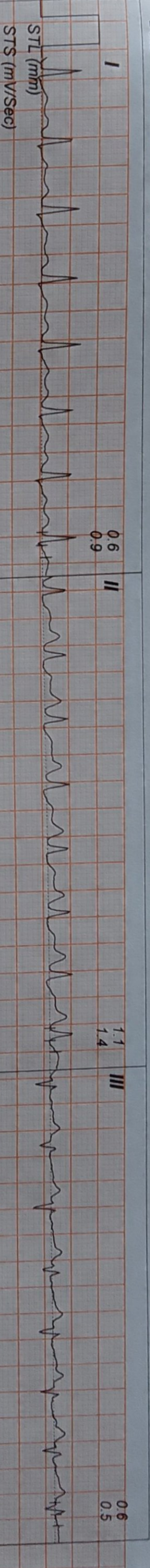
Tgt HR: 90% of 170
Speed: 34.0 mph,
Grade: 14.0%

(0.05-100)Hz

Ex Time 09:00
BLC: On
Notch: On

Stage 3 (03:00)
1.0 Cm/mV
25 mm/Sec.

Linked Medians Report



http://www.rmsindia.com © RMS™ (VE-GA201) V4.0.10

MICRO MED CHARTS

5339 / MR. SEKHARA RAO . S
50 Yrs / Male
71 Kg / 169 Cm/
Date: 27-Mar-2023 09:06:45 AM

HR: 143 bpm
METS: 11.6
BP: 140/90

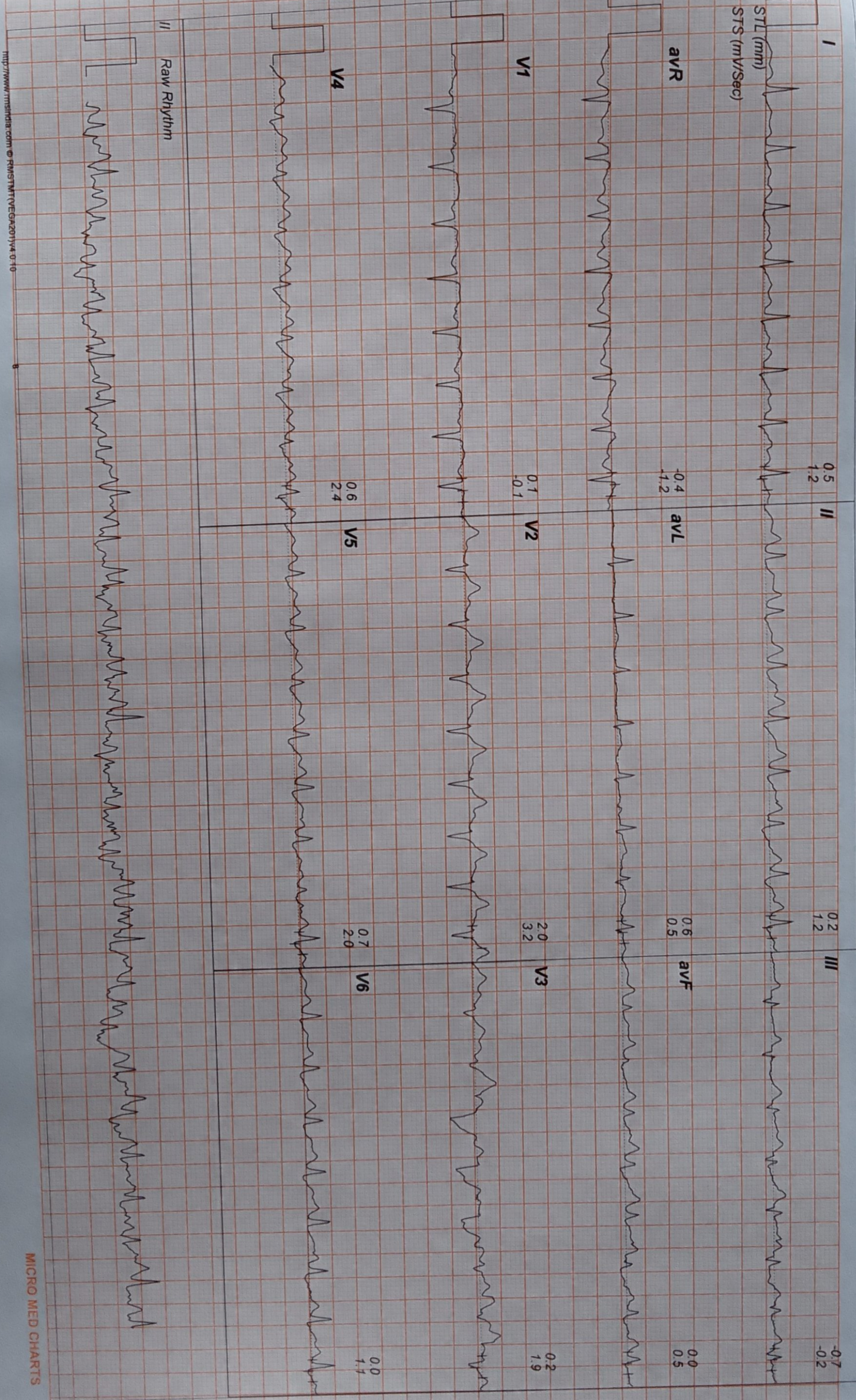
Trgt HR: 84% of 170
Speed: 42.0 mph,
Grade: 16.0%

(0.05-100)Hz

Ex Time 10:13
BLC: On
Notch: On

PeakEx
1.0 Cm/mV
25 mm/Sec.

Linked Medians Report



http://www.rmsindia.com © RMSINTECHGA2019V4.0:10

MICRO MED CHARTS

6339 / MR SEKHARA RAO . S
50 Yrs / Male
71 Kg / 169 Cm/
Date: 27-Mar-2023 09:06:45 AM

HR: 129 bpm
METS: 1.0
BP: 130/90

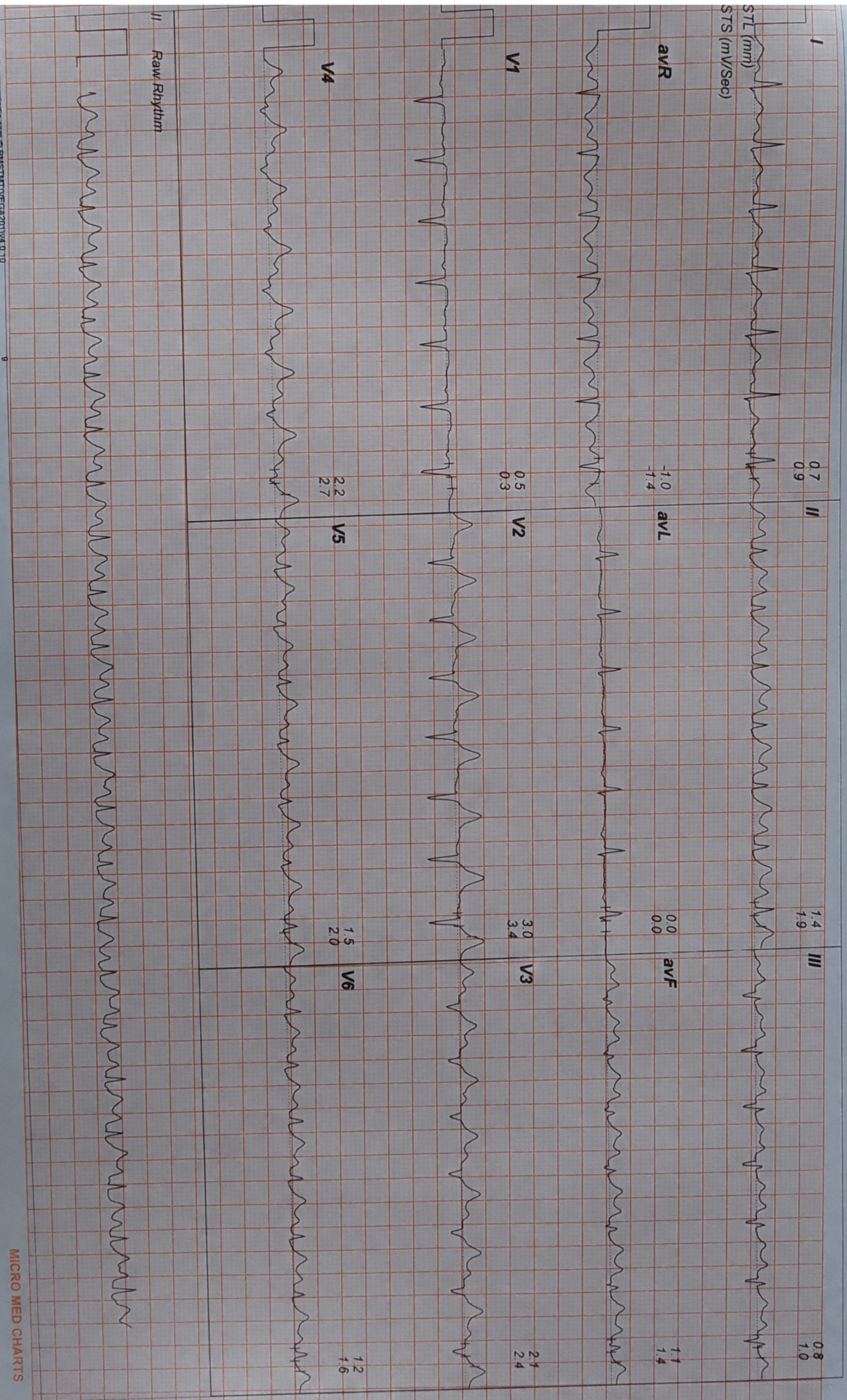
Trgt HR: 75% of 170
Speed: 11.0 mph,
Grade: 0.0%

(0.05-100)Hz

Linked Medians Report

Ex Time 10:13
BLC: On
Notch: On

Recovery : (01:59)
1.0 Cm/mV
25 mm/Sec.



45339 / MR SEKHARA RAO . S
50 Yrs / Male
71 Kg / 169 Cm/
Date: 27-Mar-2023 09:06:45 AM

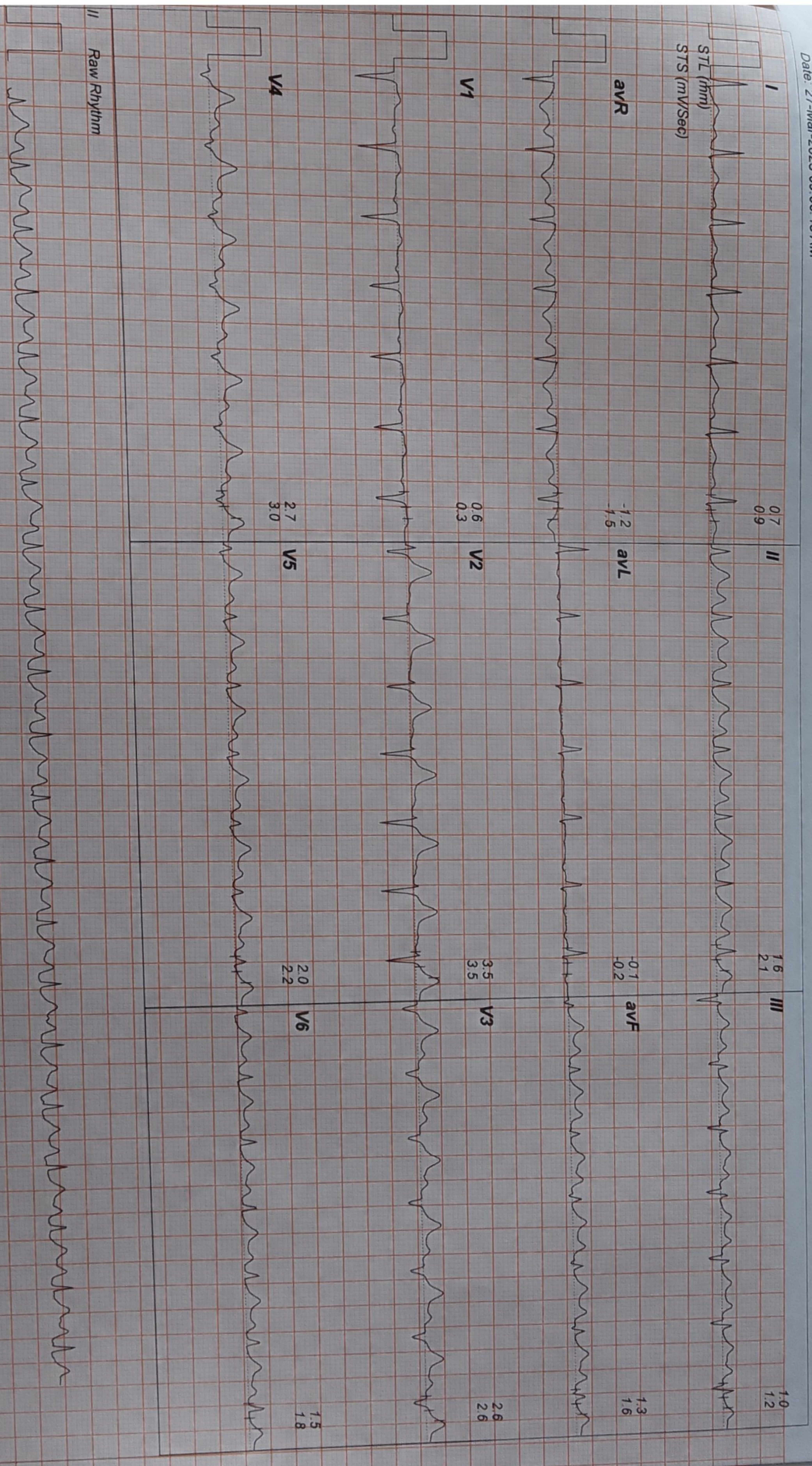
HR: 120 bpm
METS: 1.0
BP: 130/90

Trgt HR: 70% of 170
Speed: 11.0 mph,
Grade: 0.0%

(0.05-100)Hz

Ex Time 10:13
BLC: On
Notch: On

Recovery : (02:58)
1.0 Cm/mV
25 mm/Sec.



http://www.rmsindia.com @RMSINT@VEGA2014.0.10

MICRO MED CHARTS

Summary

45339 / MR SEKHARA RAO .S
 50 Yrs / Male
 71 Kg / 169 Cms
 27-Mar-2023 09:06:45 AM

Protocol : BRUCE

Medication : Nil
 Ref By : DR. ARUN PRAKASH


Objective : FOR TESTING PURPOSE ONLY
 History : Nil

Stage	StageTime (Min:Sec)	PhaseTime (Min:Sec)	Speed (mph)	Grade (%)	METS	H.R. (bpm)	B.P. (mmHg)	R.P.P. x100	PVC	Comments
Supine					1.0	87	130/80	113	-	
Standing					1.0	89	130/80	115	-	
HV					1.0	83	130/80	107	-	
ExStart					1.0	84	130/80	109	-	
Stage 1	3:00	3:01	1.7	10.0	4.7	110	130/80	143	-	
Stage 2	3:00	6:01	2.5	12.0	7.1	129	130/80	167	-	
Stage 3	3:00	9:01	3.4	14.0	10.2	153	140/90	214	-	
PeakEx	1:13	10:14	4.2	16.0	11.6	165	140/90	231	-	
Recovery	1:00				4.3	145	130/90	188	-	
Recovery	3:00				1.1	120	130/90	156	-	

Findings :

Exercise Time : 10:14 minutes
 Max HR attained : 165 bpm 97% of Target 170
 Max BP 140/90(mmHg)
 Max Workload attained 11.6 (Good Effort Tolerance)
 No significant ST segment changes noted during exercise or recovery.
 No Angina/Arrhythmia/S3/murmur
 Final Impression : Test is Negative for inducible ischaemia.

Advice/Comments:



SIDDHARTHAN MD.DLM.
 Consultant Cardiologist
 Reg. No. 62879

DR SIDDHARTHAN





MURUGAN HOSPITALS

HEALING HANDS



LAB REPORT

Patient Name : Mr. K.S.SEKHARA RAO
Age / Gender : 50-Years / Male
UHID ID : MH20230045357
Doctor Name : Dr. ARUN PRAKASH

OP Report No. : INVA2109472
Bill No. : INV2209227
Sample Date : 27/03/2023 - 02:17 PM
Report Date : 27/03/2023 - 03:07 PM

Test Name	Result	Units	Reference Interval
HAEMATOLOGY			
Complete Blood Cell Count(CBC)			
HAEMOGLOBIN	15.6	gms/dl	male :13.0 - 17.0 female :12.0 - 15.0
PACKED CELL VOLUME	45.7	%	male : 40 - 50 female : 36 - 46
RBC COUNT	5.10	millions cells/cu.mm	female: 3.8 - 4.8
TOTAL WBC	5,200	Cells/Cumm	male : 4.5 - 5.5 4,000 - 11,000
Differential Count			
NEUTROPHILS	59	%	40 - 65
LYMPHOCYTES	36	%	30-50
EOSINOPHILS	05	%	01-06
MONOCYTES	<u>00</u>	%	1-10
BASOPHILS	00	%	0-2
ESR 60 MTS	<u>02</u>	mm	5 - 20
PLATELET COUNT	2.61	Lakhs/cumm	1.5 - 4.5
MCV	89.7	fL	76 - 96
MCH	30.7	pg	27 - 32
MCHC	34.2	gms/dl	30 - 36

INTERPRETATION: Test done on automated three part cell counter, all abnormal results are reviewed and confirmed microscopically.

BLOOD GROUPING & RH TYPING " O " Positive

Healing Hearts and Lives

264/125, Kilpauk Garden Road, Kilpauk, Chennai - 600 010.
Phone : +91 44 4644 8989 / 75500 53335 | Email : muruganhosp@gmail.com
Website : www.muruganhospitals.in



MURUGAN HOSPITALS

HEALING HANDS



LAB REPORT

Patient Name : Mr. K.S.SEKHARA RAO
Age / Gender : 50-Years / Male
UHID ID : MH20230045357
Doctor Name : Dr. ARUN PRAKASH

OP Report No. : INVA2109472
Bill No. : INV2209227
Sample Date : 27/03/2023 - 02:17 PM
Report Date : 27/03/2023 - 03:07 PM

Test Name	Result	Units	Reference Interval
BIO CHEMISTRY			
BLOOD SUGAR FASTING	<u>116</u>	mgs/dl	70-110
BLOOD SUGAR POST PRANDIAL	141	mgs/dl	80- 160
SERUM URIC ACID	3.3	mg/dl	male 3.1-7.0 , female 2.5-5.6
SERUM CREATININE	1.0	mg/dl	0.6-1.4
LIPID PROFILE			
TOTALCHOLESTEROL	<u>252</u>	mg/dl	< 200
TRIGLYCERIDE	104	mg/dl	< 150
HDL	63	mg/dl	35 - 80
VLDL	21	mg/dl	2 to 30
LDL	<u>168</u>	mg/dl	<130
CHOLESTEROL/ HDL RATIO	4.0	mg/dl	

Healing Hearts and Lives

264/125, Kilpauk Garden Road, Kilpauk, Chennai - 600 010.
Phone : +91 44 4644 8989 / 75500 53335 | Email : muruganhosp@gmail.com
Website : www.muruganhospitals.in



MURUGAN HOSPITALS

HEALING HANDS



LAB REPORT

Patient Name : Mr. K.S.SEKHARA RAO
 Age / Gender : 50-Years / Male
 UHID ID : MH20230045357
 Doctor Name : Dr. ARUN PRAKASH

OP Report No. : INVA2109472
 Bill No. : INV2209227
 Sample Date : 27/03/2023 - 02:17 PM
 Report Date : 27/03/2023 - 03:07 PM

Test Name	Result	Units	Reference Interval
LIVER FUNCTION TEST			
BILLIRUBIN(TOTAL)	0.8	mg/dl	0.0 -1.0
BILLIRUBIN(DIRECT)	0.3	mg/dl	0.1- 0.30
BILLIRUBIN(INDIRECT)	0.5	mg/dl	0.2-0.8
SGOT	23	IU/L	0-38
SGPT	28	IU/L	0.0-40
ALKALINE PHOSPHATASE	92	IU/L	40-140
			4-6Years 93-309
			13-15Years 74-390
TOTAL PROTEIN	8.0	gm/dl	6.6-8.7
ALBUMIN	4.9	gm/dl	3.5 - 5.5
GLOBULIN	3.1	gm/dl	2.0-3.5
AG RATIO	1.5		
GAMMA G T	45	U/L	male<49 female<32
BLOOD UREA NITROGEN	13.2	mg/dl	7-21
HBA1C	6.4	%	normal: <6.0 good control: 6.1-7.0 fair control: 7.1- 8.0 poor control:8.1 -10.0 unsatisfactory: >10.0

Healing Hearts and Lives

264/125, Kilpauk Garden Road, Kilpauk, Chennai - 600 010.
 Phone : +91 44 4644 8989 / 75500 53335 | Email : muruganhosp@gmail.com
 Website : www.muruganhospitals.in



MURUGAN HOSPITALS

HEALING HANDS



LAB REPORT

NAME : MR. SEKHARA RAO K.S
PIN : AND22380283276
AGE/GENDER : 50 Year(s)/Male
REFERRED BY : Dr. ARUN PRAKASH
CLIENT NAME : MURUGAN HOSPITAL

SAMPLE NO : 3822184069
COLLECTED ON : 27/03/2023 02:43 PM
RECEIVED ON : 27/03/2023 02:44 PM
REPORTED ON : 27/03/2023 07:45 PM
REPRINT DATE : 27/03/2023 07:46 PM

Test	Obtained Value	Units	Bio.Ref.Intervals
CLINICAL PATHOLOGY			
Stool Routine			
General Examination (Stool)			
Colour	Brownish yellow		Yellow to Brown
Form & Consistency	Semi solid		Semi solid
Mucus	Absent		Absent
Blood	Absent		Absent
Chemical Examination (Stool)			
pH(pH strip test)	ACIDIC		Variable depending on food
Microscopy (Saline and Iodine mount) (Stool)			
Cyst	Not Present		Absent
Ova	Not Present		Absent
Trophozoites	Not Present		
Red Blood Cells	Not Present	/hpf	Absent
Pus Cells	2 - 3	/hpf	0-5
Epithelial Cells	Not Present	/hpf	0-4
OTHER	Not present		

-- End of Report --

D. Sakthivel

D. SAKTHIVEL M. Sc
BIOCHEMIST

Healing Hearts and Lives

264/125, Kilpauk Garden Road, Kilpauk, Chennai - 600 010.
Phone : +91 44 4644 8989 / 75500 53335 | Email : muruganhosp@gmail.com

Website : www.muruganhospitals.in



MURUGAN HOSPITALS

HEALING HANDS



LAB REPORT

NAME : MR. SEKHARA RAO K.S
PIN : AND22380283276
AGE/GENDER : 50 Year(s)/Male
REFERRED BY : Dr. ARUN PRAKASH
CLIENT NAME : MURUGAN HOSPITAL

SAMPLE NO : 3822184069
COLLECTED ON : 27/03/2023 02:43 PM
RECEIVED ON : 27/03/2023 02:44 PM
REPORTED ON : 27/03/2023 07:45 PM
REPRINT DATE : 27/03/2023 07:46 PM

Test	Obtained Value	Units	Bio.Ref.Intervals
------	----------------	-------	-------------------

IMMUNOASSAY

PSA(Prostate Specific Antigen) - Total,
Serum (SERUM,ECLIA)

2.06

ng/mL

Male: < 40 Year(s) : <= 1.4
Male: 40 - 49 Year(s) : <= 2.0
Male: 50 - 59 Year(s) : <= 3.1
Male: 60 - 69 Year(s) : <= 4.1
Male: > 70 Year(s) : <= 4.4

D. Sakthivel

D. SAKTHIVEL M. Sc
BIOCHEMIST

Healing Hearts and Lives

264/125, Kilpauk Garden Road, Kilpauk, Chennai - 600 010.
Phone : +91 44 4644 8989 / 75500 53335 | Email : muruganhosp@gmail.com
Website : www.muruganhospitals.in

Scanned by TapScanner

Scanned by TapScanner



MURUGAN HOSPITALS

HEALING HANDS



LAB REPORT

Patient Name : Mr. K.S.SEKHARA RAO
 Age / Gender : 50-Years / Male
 UHID ID : MH20230045357
 Doctor Name : Dr. ARUN PRAKASH

OP Report No. : INVA2109472
 Bill No. : INV2209227
 Sample Date : 27/03/2023 - 02:17 PM
 Report Date : 27/03/2023 - 03:07 PM

Test Name	Result	Units	Reference Interval
CLINICAL PATHOLOGY			
URINE SUGAR (F)	Nil		
URINE SUGAR (PP)	Nil		
URINE ROUTINE			
COLOUR	Straw Yellow		
APPEARANCE	Clear		
REACTION	Acidic		
ALBUMIN	Nil		
DEPOSITES			
PUS CELLS	2 - 3	/ HPF	
EPI CELLS	1 - 2	/ HPF	
RBC COUNT	Nil	/ HPF	
CAST	Nil		
CRYSTALS	Nil		
OTHERS	Nil		

NITHYALAB

Verified by

*** End of Report ***

PAVITHRA
 Pathologist
 Reg No. 78266



Authorized Signature

Healing Hearts and Lives

264/125, Kilpauk Garden Road, Kilpauk, Chennai - 600 010.
 Phone : +91 44 4644 8989 / 75500 53335 | Email : muruganhosp@gmail.com
 Website : www.muruganhospitals.in



MURUGAN HOSPITALS

HEALING HANDS

NAME : MR.K.S.SEKHARA RAO
AGE&SEX : 50Y/MALE
REF.BY : DR. ARUN PRAKASH


UHID : MH20230045339
DATE : 27.03.2023
OP/IP NO : OUT PATIENT

X-RAY CHEST (PA VIEW)

- The cardio thoracic ratio is normal
- The heart size and configuration are within normal limits
- The aortic arch is normal
- The lung fields show normal broncho- Vascular markings
- Both the pulmonary hila are normal in size
- The costophrenic and cardiophrenic recesses and the domes of diaphragm are normal
- The bones and soft tissues of the chest wall show no abnormality

IMPRESSION:

Normal Study



264/125, Kilpauk Garden Road, Kilpauk, Chennai - 600 010.

☎ : +91 44 4644 8989 / 75500 53335 email : muruganhosp@gmail.com

Website : www.muruganhospitals.in

Scanned by TapScanner

Scanned by TapScanner



MURUGAN HOSPITALS

HEALING HANDS



SCAN REPORT

NAME	: MR.K.S.SEKHARA RAO	PATIENT ID	: MH20230045357
AGE/SEX	: 50 Years /MALE	IP / OP NO	: OP21045300
CONSULTANT	: DR.ARUN PRAKASH	DATE	: 27/03/2023

ULTRA SOUND SCAN OF ABDOMEN

LIVER: Normal in size and normal in echotexture. No focal lesions are seen. No dilatation of intra-hepatic biliary radicals present. Hepatic veins and IVC appear normal. Portal vein is normal in caliber. Common bile duct is normal in caliber.

GALL BLADDER: Normal in size and wall thickness. No evidence of any calculus or mass present. No evidence of pericholecystic collections.

PANCREAS: Normal in size and echotexture. No focal lesions are seen. No evidence of calculi or calcifications. No evidence of pancreatic duct dilation.

PARA AORTIC AREAS: Aorta and IVC appear normal. No evidence of para aortic lymphadenopathy.

SPLEEN: Normal in size and measures-11.2 cm. Normal in echotexture. No evidence of focal lesions.

RIGHT KIDNEY: Measures 10.6 X 10.2 cm and is normal in size and echotexture. Cortico medullary differentiation is well maintained. There is no hydronephrosis or mass.

LEFT KIDNEY: Measures 11.9 x 5.2 cm and is normal in size and echotexture. Cortico medullary differentiation is well maintained. There is no calculus or hydronephrosis or mass.

URINARY BLADDER: Normal in size, contour and wall thickness. There is no evidence of calculus or mass. No vesical diverticulum present.

PROSTATE: Normal in size and measures- 2.4 x 3.1 x 2.6 cm echotexture. Volume- 10.8 cc.
Seminal vesicles appear normal

No ascites present. No retroperitoneal lymphadenopathy present.

IMPRESSION:

No significant abnormality detected in the visualized abdominal organs.





MURUGAN HOSPITALS

HEALING HANDS



LAB REPORT

Patient Name : Mr. K.S.SEKHARA RAO
Age / Gender : 50-Years / Male
UHID ID : MH20230045357
Doctor Name : Dr. ARUN PRAKASH

OP Report No. : INVA2109472
Bill No. : INV2209227
Sample Date : 27/03/2023 - 02:17 PM
Report Date : 28/03/2023 - 10:43 AM

Test Name	Result	Units	Reference Interval
-----------	--------	-------	--------------------

ENDOCRINOLOGY

T3	0.980	ng/ml	0.52-1.85
T4	11.128	ug/dl	5.0 -13.0 ug/dl
TSH	3.274	uIU/ml	0.39 - 6.16 uiu/ml

NITHYALAB
Verified by

*** End of Report ***



Healing Hearts and Lives

264/125, Kilpauk Garden Road, Kilpauk, Chennai - 600 010.
Phone : +91 44 4644 8989 / 75500 53335 | Email : muruganhosp@gmail.com
Website : www.muruganhospitals.in