

Mr. Sahy Satish Kumar  
Age - 46 Y/M

11/03/25

No H10 DM11/HM

cap m.c.c. 8M रोग रोग  
\* Imay

Dr. Animesh Choudhary  
MD Medicine  
Reg. No. CGMC 3583/2011  
Apollo Clinic, Raipur



H - 80kg  
H - 167cm  
BP - 130/80  
P - 70/min  
MI -  
BC - 24.6 / 5.87 / 5.87 / 250 / 13  
T - 32 / 23 / 96  
BS - F - 90.0 / P - 131.0  
pid - 115.0 / 47.0 / 40.0 / 59.6  
reabinine - 1.01  
acid - 3.63  
A1C - 5.6  
C.I. FL  
C.I. Postatology

11-03-2023 09:34:09 AM

ID: 102

MR SAHU SATISH KUMAR  
Male 46Years

Diagnosis Information:

Sinus rhythm  
Inferior infarct - age undetermined  
Abnormal ECG

Dr. Animesh Choudhary  
MD Medicine  
Report Confirmed by: Reg. No. CGMC 3583/2011  
Apollo Clinic, Raipur

HR : 65 bpm  
P : 98 ms  
PR : 152 ms  
QRS : 100 ms  
QT/QTc : 404/420 ms  
P/QRS/T : -13/77/36  
RV5/SV1 : 0.953/0.643 mV



0.05-45Hz AC50 25mm/s 10mm/mV 2\*5.0s+1r ♡65 CA



Patient Name : Mr. SAHU SATISH KUMAR  
Age/Sex : 46 Y/M  
Pres Doctor :  
Ref.by : Bank of Baroda

MR No : FRAI.0000027182  
Visit No : FRAIOPV49569  
Bill Date : 11-03-2023 02:40  
Report Date : 11-03-2023 15:37

**CHEST X – RAY PA VIEW**

**FINDINGS:**

- Both the domes of diaphragm and CP angles are normal.
- Both the hila and mediastinum are normal.
- Both the lung fields are clear. No e/o focal parenchymal lesion.
- Cardio-thoracic ratio is normal.
- Soft tissues and bony cage are unremarkable.

**IMPRESSION:**

- **NO SIGNIFICANT ABNORMALITY SEEN.**

**Advised: Clinical correlation and further evaluation if clinically indicated.**

Technician



**Dr. Zeeshan Ateeb Dani**  
MBBS, MD  
Consultant Radiologist  
**DR. ZEESHAN ATEEB DANI**  
Reg. No. CC/110/2013  
MBBS, MD  
RADIOLOGIST

**PATIENT NAME:- MR.SAHU SATISH KUMAR**  
**REF BY :- BOB**

**AGE/SEX: 46YRS/M**  
**DATE:- 11.03.2023**

**USG ABDOMEN**

**Liver:** Liver is normal in size cm, smooth in outline with echotexture. IHBR's are not dilated. CBD is not dilated. Portal vein and hepatic veins are normal.

**Gall bladder:** Distended & normal.

**Pancreas & Paraaortic Region:** Normal.

**Spleen:** Is normal size measures cm and echotexture.

Kidneys	RIGHT	LEFT
SIZE	11X5.2cm	10.7X5.3cm
CORTICAL ECHOGENICITY	Normal	Normal
CORTICOMEDULLARY DIFFERENTIATION	Maintained	Maintained
PCS	Not dilated	Not dilated
Any other remarks	Nil	Nil

**Urinary bladder.-** Distended & normal

**Prostate:** is enlarged in size measures weight 24 gm shape & echotexture.

No free fluid in abdomen.

Visualized bowel loops are normal.

No significant intra-abdominal lymphadenopathy seen.

**IMPRESSION:**

- GRADE – I PROSTATOMEGLY
- GRADE – II FATTY LIVER

**Advised clinical correlation/further evaluation if clinically indicated.**



Dr. Zeeshan Ateeb Dani  
M.B.S, M.D.  
Consultant Radiologist  
**DR. ZEESHAN ATEEB DANI**  
REG. NO. CGMC-2011-10001 (MD)  
**CONSULTANT RADIOLOGIST**

\*THIS PAPER IS USED FOR CLINICAL REPORTING PURPOSE ONLY

Apollo Clinic

This report is for perusal of the doctor only not the definitive diagnosis; findings have to be clinically correlated. Ultrasound has its limitations in obese patients and in retroperitoneal organs. All congenital abnormalities cannot be detected on ultrasound. This report is not for medico-legal purposes.

Apollo Clinic @ Tiara Complex A.T. Classic Near Ashoka Ratan, VIP Estate, Shankar Nagar, Raipur (C.G.)

Email : raipur1@apolloclinic.com | Website : www.apolloclinic.com

Online appointments: www.askapollo.com | Online reports: https://phr.apolloclinic.com

0771 4033341/42

**EXAMINATION OF EYES :- ( BY OPHTHALMOLOGIST )**

Patient Name Mr. Sanu Salish Kumar

Date 11/02/2023

Sex/Age M/46y

MR No .....

Employee Id .....

EXTERNAL EXAMINATION		NAD		
SQUINT	NO			
NYSTAGMUS	NO			
COLOUR VISION	NORMAL			
FUNDUS:(RE):-	WNL	(LE):-	WNL	
INDIVIDUAL COLOUR IDENTIFICATION	NORMAL			
DISTANT VISION:(RE):-	6/60 6/6	(LE):-	6/9 6/66.	
NEAR VISION:(RE):-	N12 6/6	(LE):-	N12 6/6	
NIGHT BLINDNESS		NAD		
	SPH	CYL	AXIS	ADD
RIGHT	+1.0	-2.50	90	+1.75
LEFT	—	-0.75	100	+1.75
REMARKS :-				



Dr. V. ...  
MBBS, MS (Ophthalmology)  
Reg. No. ... /2006

## ECHOCARDIOGRAPHY REPORT

NAME : MR. SAHU SATISH KUMAR	Age/Sex: 46Yrs/male	ECG : Sinus Rhythm
OPD/ IPD : OPD	STUDY DATE: 11/03/2023	REGN. NO. : FRAI.0000027182
Ref.By Dr : BOB		

### M-Mode Measurements:-

	Patient Value (cm)	Normal Value (cm)		Patient Value (cm)	Normal Value (cm)
AorticRoot Diameter	3.1	2.0 – 3.7	IVS Thickness	ED = 1.1 ES = 1.5	0.6 – 1.1
AorticValve Opening	1.8	1.5 – 2.6	PW Thickness	ED = 1.0 ES = 1.4	0.6 – 1.1
LA Dimension	3.1	1.9 – 4.0	RA Dimension	---	2.6
LVID(D)	4.4	3.7 – 5.5	RV Dimension	---	2.6
LVID(s)	2.7	2.2 – 4.0	TAPSE	----	1.6 – 2.6
LV EJECTION FRACTION		> 60%	(NORMAL VALUE: 55 – 60%)		

### 2D Echo, Color Flow & Doppler Assessment.

Left Ventricle	: LV Size & contractility is Normal, NO RWMA, Calculated EF IS > 60%
Left Atrium	: LA Size Is Normal
Right Ventricle	: Normal
Right Atrium	: Normal
IAS/IVS	: Intact
Pericardium	: Normal, there is no Pericardial Effusion.
Mitral Valve	: E>A, Normal
Tricuspid Valve	: TRACE MR
Aortic Valve	: Normal
Pulmonary Valve	: Pulmonary valve appears normal in morphology.
Systemic venous	: IVC normal in size with normal Inspiratory collapse.
Diastolic Function	: Normal.
<b>FINAL IMPRESSION</b>	<b>: NO RWMA AT REST. NORMAL LV SYSTOLIC FUNCTION. TRACE MITRAL REGURGITATION. NO I/C CLOT VEGITATION OR PERICARDIAL EFFUSION.</b>



**DR. DEEPAN DAS**  
MBBS, DIP. CARDIOLOGY  
CONSULTANT DEPT. OF NIC

Apollo Clinic

LICENSEE : SAMRIDDHI AROGYAM PVT. LTD.

Apollo Clinic @ Tiara Complex A.T. Classic Near Ashoka Ratan, VIP Estate, Shankar Nagar, Raipur (C.G.)

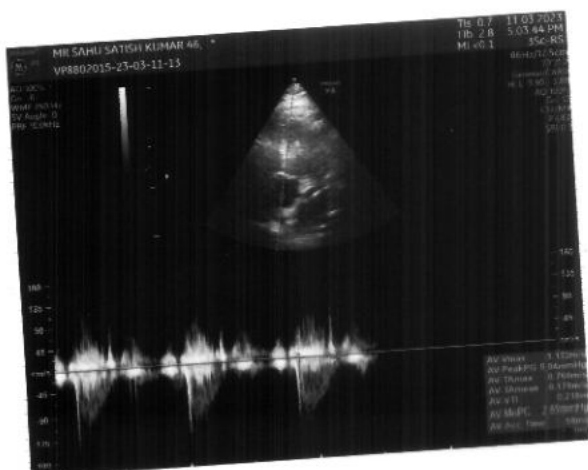
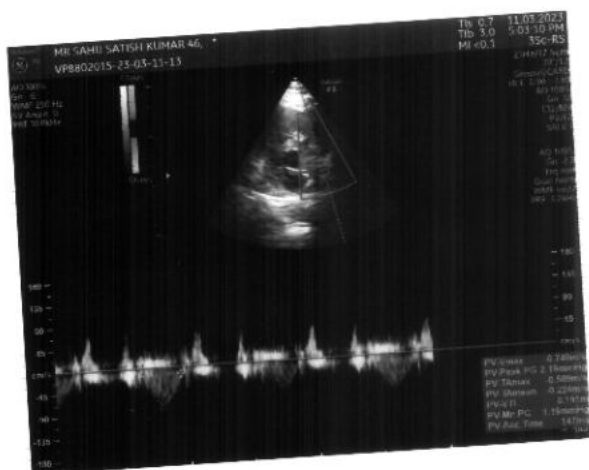
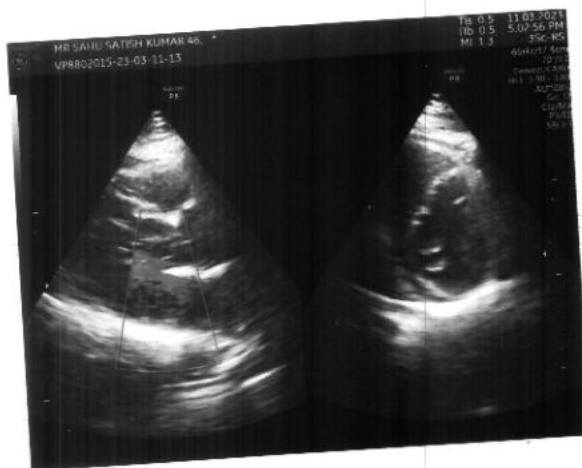
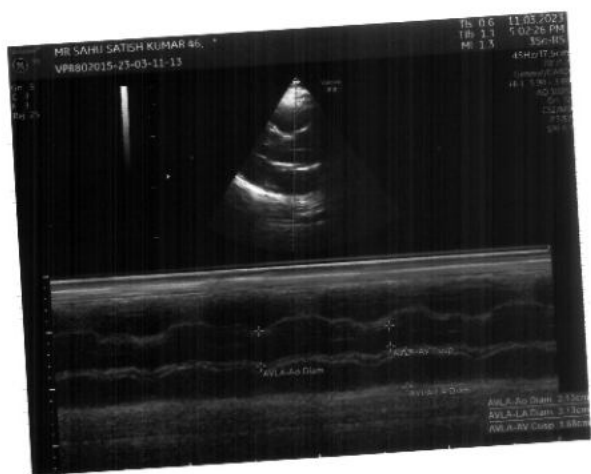
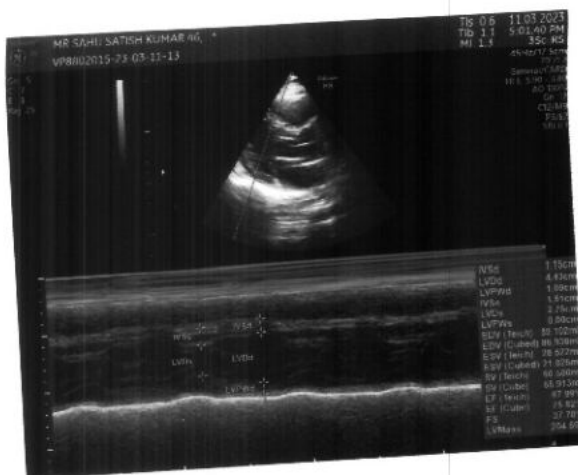
Email : raipur1@apolloclinic.com | Website : www.apolloclinic.com

Online appointments: www.askapollo.com | Online reports: https://phr.apolloclinic.com

\*THIS PAPER IS USED FOR CLINICAL REPORTING PURPOSE ONLY

 **+91 96918 26363**

 **0771 4033341/42**



**Patient Name** : Mr. SAHU SATISH KUMAR  
**UHID/MR No.** : FRAI.0000027182  
**Visit Date** : 11-03-2023 14:40  
**Sample Collected on** : 11-03-2023 15:40  
**Ref Doctor** : Bank of Baroda  
**Emp/Auth/TPA ID** : 789456  
**Sponsor Name** : MEDIWHEEL PVT LTD

**Age / Gender** : 46Y/Male  
**OP Visit No** : FRAIOPV49569  
**Reported on** : 11-03-2023 16:28  
**Specimen** : Whole Blood (Edta)  
**Pres Doctor:** :

**DEPARTMENT OF LABORATORY MEDICINE**

TEST NAME	RESULT	BIOLOGICAL REFERENCE INTERVALS	UNITS
<b>COMPLETE BLOOD COUNT</b>			
HAEMOGLOBIN	14.6	13.0 - 17.2	gm%
Method: CELL COUNTER			
RBC COUNT	5.87*	3.5 - 5.5	million/cumm
Method: CELL COUNTER			
HEMATOCRIT(PCV)	45.8	37 - 50	%
Method: CELL COUNTER			
MCV	78.0	76 - 96	fl
Method: CELL COUNTER			
MCH	24.9*	27 - 32	pg
Method: CELL COUNTER			
MCHC	31.9	31 - 35	gm/dl
Method: CELL COUNTER			
RDW	12.8	12 - 15.10	%
Method: CELL COUNTER			
TOTAL WBC COUNT	5.87	4 - 11	thous/cumm
Method: CELL COUNTER			
NEUTROPHIL	49	40 - 75	%
Method: CELL COUNTER			
LYMPHOCYTE	42*	20 - 40	%
Method: CELL COUNTER			
EOSINOPHIL	03	01 - 06	%
Method: CELL COUNTER			
MONOCYTE	06	02 - 08	%
Method: CELL COUNTER			
BASOPHIL	00	00 - 01	%
Method: CELL COUNTER			
PLATELET COUNT	250	150 - 450	lacs/cumm
Method: CELL COUNTER			

**End of the report**

*Results are to be correlated clinically*

Lab Technician / Technologist  
**Kamlesh\_Kumar**

\*THIS PAPER IS USED FOR CLINICAL REPORTING PURPOSE ONLY

LICENSEE : SAMRIDDHI AROGYAM PVT. LTD.

Apollo Clinic @ Tiara Complex A.T. Classic Near Ashoka Ratan, VIP Estate, Shankar Nagar, Raipur (C.G.)

Email : raipur1@apolloclinic.com | Website : www.apolloclinic.com

Online appointments: www.askapoilo.com | Online reports: https://phr.apolloclinic.com



**Dr. PRIYANKA R SAHAI**  
**M.B.B.S, MD**

**96918 26363**

**0771 4033341/42** Page 1 of 1



**Patient Name** : Mr. SAHU SATISH KUMAR  
**UHID/MR No.** : FRAI.0000027182  
**Visit Date** : 11-03-2023 14:40  
**Sample Collected on** : 11-03-2023 15:40  
**Ref Doctor** : Bank of Baroda  
**Emp/Auth/TPA ID** : 789456  
**Sponsor Name** : MEDIWHEEL PVT LTD

**Age / Gender** : 46Y/Male  
**OP Visit No** : FRAIOPV49569  
**Reported on** : 11-03-2023 16:28  
**Specimen** : Serum  
**Pres Doctor:** :


**DEPARTMENT OF LABORATORY MEDICINE**

TEST NAME	RESULT	BIOLOGICAL REFERENCE INTERVALS	UNITS
<b>LFT WITH GGT</b>			
TOTAL BILIRUBIN (DPD) Method: Enzymatic	0.8	0.1 - 1.2	mg/dl
DIRECT BILIRUBIN (DPD) Method: Spectrophotometric	0.3	0.05 - 0.3	mg/dl
INDIRECT BILLIRUBIN Method: Spectrophotometric	0.5	0.1 - 1	mg/dl
SGPT/ALT (IFCC) Method: Enzymatic	31	6 - 40	U/L
SGOT/AST (IFCC) Method: Enzymatic	23	6 - 32	U/L
S.ALKALINE PHOSPHATASE Method: Spectrophotometric	96	25 - 147	IU/L
GGT (IFCC) Method: Spectrophotometric	73	5 - 80	U/L
TOTAL PROTEIN (BIURET) Method: Spectrophotometric	7.0	6 - 8	g/dl
ALBUMIN (BCG) Method: Spectrophotometric	4.3	3.5 - 5.0	g/dl
S.GLOBULIN Method: Spectrophotometric	2.7	1.5 - 3.6	g/dl
S.A/G RATIO Method: Spectrophotometric	1.59		

**End of the report**

*Results are to be correlated clinically*

Lab Technician / Technologist  
Kamlesh\_Kumar

  
**Dr. PRIYANKA R SAHAI**  
M.B.B.S, MD  
PATHOLOGIST

\*THIS PAPER IS USED FOR CLINICAL REPORTING PURPOSE ONLY

Apollo Clinic

LICENSEE : SAMRIDDHI AROGYAM PVT. LTD.

Apollo Clinic @ Tiara Complex A.T. Classic Near Ashoka Ratan, VIP Estate, Shankar Nagar, Raipur (C.G.)

Email : raipur1@apolloclinic.com | Website : www.apolloclinic.com

Online appointments: www.askapollo.com | Online reports: https://phr.apolloclinic.com

 **+91 96918 26363**

 **0771 4033341/42** Page 1 of 1

**Patient Name** : Mr. SAHU SATISH KUMAR  
**UHID/MR No.** : FRAI.0000027182  
**Visit Date** : 11-03-2023 14:40  
**Sample Collected on** : 11-03-2023 15:40  
**Ref Doctor** : Bank of Baroda  
**Emp/Auth/TPA ID** : 789456  
**Sponsor Name** : MEDIWHEEL PVT LTD

**Age / Gender** : 46Y/Male  
**OP Visit No** : FRAIOPV49569  
**Reported on** : 11-03-2023 16:28  
**Specimen** : Plasma(Fluoride)  
**Pres Doctor:** :

**DEPARTMENT OF LABORATORY MEDICINE**

TEST NAME	RESULT	BIOLOGICAL REFERENCE INTERVALS	UNITS
<b>GLUCOSE - ( FASTING )</b> GLUCOSE - ( FASTING ) Method: REAGENT GRADE WATER	99.0	60 - 120	mg/dl
<b>GLUCOSE - ( POST PRANDIAL )</b> GLUCOSE - ( POST PRANDIAL ) Method: REAGENT GRADE WATER	131.0	70 - 140	mg/dl
<b>LIPID PROFILE TEST (PACKAGE)</b> Total Cholesterol Method: Spectrophotometric	115.0	00 - 200	mg/dl
Triglyceride Method: Spectrophotometric	77.0	60 - 150	mg/dl
HDL Method: Spectrophotometric	40.0	35 - 60	mg/dl
LDL Method: Spectrophotometric	59.6*	60 - 130	mg/dl
VLDL Method: Spectrophotometric	15.4	10 - 50	mg/dl
Cholesterol/HDL Method: Spectrophotometric	2.87		
<b>KFT - RENAL PROFILE-SERUM</b> BUN : Method: Spectrophotometric	10	7 - 20	mg/dL
Creatinine . Method: Jaffe	1.01	0.6 - 1.2	mg/dL
Uric Acid Method: Enzymatic	3.63	2.6 - 7.2	mg/dL
<b>GLYCOSYLATED HEMOGLOBIN (HBA1C)</b> GLYCOSYLATED HEMOGLOBIN (HBA1C) - WHOLE BLOOD.. Method: TURBIDOMETRY	5.6	Non-diabetic: <= 5.6 Pre-diabetic: 5.7 - 6.4 Diabetic: >= 6.5	%

**End of the report**

*Results are to be correlated clinically*

\*THIS PAPER IS USED FOR CLINICAL REPORTING PURPOSE ONLY

Apollo Clinic

LICENSEE : SAMRIDHI AROGYAM PVT. LTD.

Lab Technician / Technologist  
Apollo Clinic @ Tera Complex A.T. Classic Near Ashoka Ratan, VIP Estate, Shankar Nagar, Raipur (C.G.)  
Kamlesh\_Kumar

Email : raipur1@apolloclinic.com | Website : www.apolloclinic.com

Online appointments: www.askapollo.com | Online reports: https://phr.apolloclinic.com

**+91 96918 26363**  
**DR. PRIYANKA R SAHA**  
**M.B.B.S, MD**  
**0771 4033341/42**

**Patient Name** : Mr. SAHU SATISH KUMAR  
**UHID/MR No.** : FRAI.0000027182  
**Visit Date** : 11-03-2023 14:40  
**Sample Collected on** : 11-03-2023 15:40  
**Ref Doctor** : Bank of Baroda  
**Emp/Auth/TPA ID** : 789456  
**Sponsor Name** : MEDIWHEEL PVT LTD

**Age / Gender** : 46Y/Male  
**OP Visit No** : FRAIOPV49569  
**Reported on** : 11-03-2023 16:28  
**Specimen** : Citrated Blood  
**Pres Doctor:** :


**DEPARTMENT OF LABORATORY MEDICINE**

TEST NAME	RESULT	BIOLOGICAL REFERENCE INTERVALS	UNITS
<b>ERYTHROCYTE SEDIMENTATION RATE (ESR)</b> ERYTHROCYTE SEDIMENTATION RATE (ESR) Method: Westergren	13	00 - 20	mm/hr
<b>BLOOD GROUP AND RH TYPE</b> BLOOD GROUP Method: Slide Test	B	A, B, O, AB	
RH:	Positive	POSITIVE, NEGATIVE	

**End of the report**

*Results are to be correlated clinically*

Lab Technician / Technologist  
Kamlesh\_Kumar



Dr. PRIYANKA R SAHAI  
M.B.B.S, MD  
PATHOLOGIST

\*THIS PAPER IS USED FOR CLINICAL REPORTING PURPOSE ONLY

Apollo Clinic

LICENSEE : SAMRIDDHI AROGYAM PVT. LTD.

Apollo Clinic @ Tiara Complex A.T. Classic Near Ashoka Ratan, VIP Estate, Shankar Nagar, Raipur (C.G.)

Email : raipur1@apolloclinic.com | Website : www.apolloclinic.com

Online appointments: www.askapollo.com | Online reports: https://phr.apolloclinic.com

 +91 96918 26363

 0771 4033341/42 Page 1 of 1

<b>Patient Name</b> : Mr. SAHU SATISH KUMAR	<b>Age / Gender</b> : 46Y/Male
<b>UHID/MR No.</b> : FRAI.0000027182	<b>OP Visit No</b> : FRAIOPV49569
<b>Visit Date</b> : 11-03-2023 14:40	<b>Reported on</b> : 11-03-2023 16:28
<b>Sample Collected on</b> : 11-03-2023 15:40	<b>Specimen</b> : Urine
<b>Ref Doctor</b> : Bank of Baroda	<b>Pres Doctor:</b> :
<b>Emp/Auth/TPA ID</b> : 789456	
<b>Sponsor Name</b> : MEDIWHEEL PVT LTD	

**DEPARTMENT OF LABORATORY MEDICINE**

**URINE ROUTINE EXAMINATION**

Test	Result	Bio. Ref. Interval
<b>PHYSICAL EXAMINATION:</b>		
Volume of urine	30 ml	
Colour	Pale Yellow	
Specific Gravity	1.015	1.001 - 1.030
Deposit	Absent	Absent
Appearance	Clear	Clear
pH	6.0	5.0 - 7.5
<b>CHEMICAL EXAMINATION:</b>		
Protein	Absent	Absent
Sugar	Absent	Absent
Ketone Bodies	Absent	Absent
Blood	Absent	Absent
Leukocytes	Absent	Absent
Urobilinogen	Absent	Absent
Bili Pigments	Absent	Absent
<b>MICROSCOPIC EXAMINATION:</b>		
Pus Cell	1 - 2	0 - 5 / hpf
Red Blood Cells	Not Seen	0 - 2 / hpf
Epithelial Cells	1 - 2	0 - 5 / hpf
Cast	Not Seen	Not seen
Crystals	Not Seen	Not seen

**End of the report**

*Results are to be correlated clinically*

Lab Technician / Technologist  
Kamlesh\_Kumar



Dr. PRIYANKA R SAHAI  
M.B.B.S, MD  
PATHOLOGIST

**Patient Name** : Mr. SAHU SATISH KUMAR  
**UHID/MR No.** : FRAI.0000027182  
**Visit Date** : 11-03-2023 14:40  
**Sample Collected on** : 11-03-2023 17:49  
**Ref Doctor** : Bank of Baroda  
**Emp/Auth/TPA ID** : 789456  
**Sponsor Name** : MEDIWHEEL PVT LTD

**Age / Gender** : 46Y/Male  
**OP Visit No** : FRAIOPV49569  
**Reported on** : 11-03-2023 17:57  
**Specimen** : Stool  
**Pres Doctor:** :

**DEPARTMENT OF LABORATORY MEDICINE**

**STOOL ROUTINE**

**STOOL ROUTINE**

<u>Investigation</u>	<u>Observed Value</u>	<u>Unit</u>	<u>Biological Reference Interval</u>
<b><u>General Examination</u></b>			
Colour	<b>Brown Yellow</b>		Brown
Form & consistency	Semi Solid		Semi Solid
Mucus	Absent		Absent
Blood	Absent		Absent
Worms (Adult/Segment)	Absent		Absent
<b><u>Chemical Examination</u></b>			
Reaction	Alkaline		Alkaline
Occult blood	Negative		Negative
<b><u>Microscopy (Saline and Iodine mount)</u></b>			
Cyst	Absent		Absent
Ova	Absent		Absent
Flagelletes	Absent		Absent
Trophozoites	Absent		Absent
Red blood cells	0 - 1	/hpf	Absent
Pus cells	0 - 1	/hpf	0-5
Epithelial cells	0 - 1	/hpf	0-4
Fat	Absent		Absent
Undigested material	Absent		Absent

**End of the report**

*Results are to be correlated clinically*

Lab Technician / Technologist  
RITU\_JANGDE



Dr. PRIYANKA R SAHAI  
M.B.B.S, MD  
PATHOLOGIST




भारत सरकार  
Government of India

भारतीय विशिष्ट पहचान प्राधिकरण  
Unique Identification Authority of India

नामांकन क्रम/ Enrolment No.: 2084/33017/00123

To  
सतीश कुमार साहू  
Satish Kumar Sahu  
S/O: Shiv Prasad Sahu  
e 13  
greendlay vihar  
dubey colony  
mowa  
Raipur  
Raipur Chhattisgarh - 492001  
8435077424

Signature Not Verified  
Directly attested by  
UNIQUE IDENTIFICATION  
AUTHORITY OF INDIA IS  
Date: 2027-06-21 11:32:12  
UTC



आपका आधार क्रमांक / Your Aadhaar No. :

6249 9695 0217

VID : 9127 3996 1071 3576

मेरा आधार, मेरी पहचान



भारत सरकार  
Government of India



Issue Date: 07/01/2015



सतीश कुमार साहू  
Satish Kumar Sahu  
जन्म तिथि/DOB: 20/01/1976  
पुरुष/ MALE

6249 9695 0217

VID : 9127 3996 1071 3576

मेरा आधार, मेरी पहचान



Government of India



सूचना

- आधार पहचान का प्रमाण है, नागरिकता का नहीं।
- सुरक्षित QR कोड / ऑफलाइन XML / ऑनलाइन ऑथेंटिकेशन से पहचान प्रमाणित करें।
- यह एक इलेक्ट्रॉनिक प्रक्रिया द्वारा बना हुआ पत्र है।

INFORMATION

- Aadhaar is a proof of identity, not of citizenship.
- Verify identity using Secure QR Code/ Offline XML/ Online Authentication.
- This is electronically generated letter.

- आधार देश भर में मान्य है।
- आधार कई सरकारी और गैर सरकारी सेवाओं को पाना आसान बनाता है।
- आधार में मोबाइल नंबर और ईमेल ID अपडेट रखें।
- आधार को अपने स्मार्ट फोन पर रखें, mAadhaar App के साथ।

- Aadhaar is valid throughout the country.
- Aadhaar helps you avail various Government and non-Government services easily.
- Keep your mobile number & email ID updated in Aadhaar.
- Carry Aadhaar in your smart phone – use mAadhaar App.




भारतीय विशिष्ट पहचान प्राधिकरण  
Unique Identification Authority of India



Download Date: 28/09/2022

पता:  
आमज: शिव प्रसाद साहू, ई 13, ग्रीनडले विहार, दुबे बस्ती,  
मोवा, रायपुर, चहत्तीसगढ़ - 492001

Address:  
S/O: Shiv Prasad Sahu, e 13, greendlay vihar,  
dubey colony, mowa, Raipur, Raipur,  
Chhattisgarh - 492001



6249 9695 0217

VID : 9127 3996 1071 3576



1947



help@uidai.gov.in



www.uidai.gov.in

