



ભારતીય વિશિષ્ટ ઓળખાણ પ્રાધિકરણ

Unique Identification Authority of India

સરનામું:

14 અંબિકા નગર, પાંડેસરા, સુરત  
સીટી, પાંડેસરા, સુરત, ગુજરાત,  
394221

Address:

14 Ambika Nagar, Pandesara,  
Surat City, Pandesara, Surat,  
Gujarat, 394221

4454 9073 0488



1947  
1800 300 1947



help@uidai.gov.in



www.uidai.gov.in



26-Aug-2023 8:52:56 am  
21.1869N 72.7937E  
star bazaar  
Surat  
Altitude:-20.5m  
mr.koli bhushan  
Index number: 6149



ભારત સરકાર

Government of India

કોલી ભુષણ દિલીપ ભાઈ

Koli Bhushan Dilip Bhai

જન્મ તારીખ / DOB : 20/06/1988

પુરુષ / Male

4454 9073 0488



આધાર - સામાન્ય માણસનો અધિકાર



## HEALTH CHECK-UP SUMMARY

Name: Mr. Koli, Dhruvan

Date: 26/08/28

Email ID:

Sex: M Age: 35 Years Contact No: 8359039357 Remarks:

Under-weight  
Normal  
Over-weight

i> BMI

Height (in Cm): 158 Weight (in Kg): 77 BMI: 30.8

ii> Blood Pressure & Pulse

110/70 mm/hg  
70/min

If high or low, whether the person is on medication: YES /  NO

iii> Blood Tests & Lung Function Remarks

PS  
CVS  
CVS }

If abnormal, whether the person is on medication: YES /  NO

iv> Eye Test Remarks

Eye Test: (R) 6/6 (L) 6/6  
Color Vision: (2)

v> Heart Disease

Whether any specific heart ailment detected (ECG findings):  
same

vi> Any other problems needing attention / Overall Assessment:

(L) leg. polio

**Dr. Chirag Patel**  
M.B.B.S. G-49432

Signature of the Doct

**Revival Diagnostic**  
401, Aqua Corridor,  
B/s. Star Bazar, Surat-395009  
Mo. 91062-28601

(L) Dhruvan Koli

Laboratory Test Result are Subject to technical limitation and should be clinically correlate for final diagnosis

4th Floor, Aqua Corridor, Hazira Road, Adajan Pal, Surat-395009.

0261 2747788, 9825947712 revivaldiagnostics.surat@gmail.com www.revivaldiagnostics.com

This medical report is not intended for medico-legal purposes.



NAME: Mr. Koli Bhushan

EMP ID

SEX: M

AGE: 55

## DEPARTMENT OF OPHTHALMOLOGY

### EYE TEST:

#### 1. VISION:

RIGHT EYE - 6/6

LEFT EYE - 6/6

#### 2. COLOR VISION:

RIGHT EYE - 6

LEFT EYE - 6

#### 3. NIGHT VISION:

RIGHT EYE - 6

LEFT EYE - 6

### REMARKS:

**Revival Diagnostic**  
Ophthalmologist / Corridor  
B/s, Star Bazar, Surat-395009  
Mo. 91062-28601

Laboratory Test Result are Subject to technical limitation and should be clinically correlate for final diagnosis



## Dental Assessment Form

NAME Mr. Koli Bhudhan.  
AGE 35

DATE 20/08/23  
SEX M

### \* CHIEF COMPLAINT

- A CLINICAL FEATURES :- normal
- 1 CAVIES :- no
  - 2 MISSING TOOTH :- (L) upper - 1<sup>st</sup>, 2<sup>nd</sup> (R) upper - 2<sup>nd</sup> molar
  - 3 MALOCCLUSION :- (C)
  - 4 FILLING :- no
- B DIAGNOSIS :- normal
- C PERSONAL HISTORY :- Average
- D PROVISIONAL D/G :- (C)
- E MEDICAL HISTORY :- Tooth extractions
- F FINAL D/G :- normal
- G TREATMENT PLAN :- no

CLINT SIGN

**Revival/Diagnostic**  
DOCTOR SIGN  
401, Aqua Corridor,  
B/s, Star Bazar, Surat-395009  
Mo. 91062-28601

Laboratory Test Result are Subject to technical limitation and should be clinically correlate for final diagnosis



Name	MR. KOLI BHUSHAN DILIP	Age/Gender	35Yrs/Male
Reg No.	9253/23	Receipt No	5775
Referred By	Bank of Baroda (BOB) - MEDI WHEEL(PKG10000240)	Mode of Payment	CREDIT
Collection Type	CENTER	Collection DateTime	26-Aug-2023 09:02 AM

### BLOOD GROUP - 260823134 Released at 26-Aug-2023 12:29 PM

Parameter	Result	Biological Ref.Range	Method
-Blood Group	"O"		
-Rh Factor	POSITIVE		

### CBC - 260823132 Released at 26-Aug-2023 11:24 AM

Parameter	Result	Biological Ref.Range	Method
-Haemoglobin	14.9 gm/dL	(13.5 - 18 gm/dL)	Auto
-RBC Count	5.36 mill/cumm	(4.6 - 6.2 mill/cumm)	Auto
-Total WBC Count	6100 /cumm	(4000 - 10000 /cumm)	Auto
-Platelet Count	2.78 lakh/cumm	(1.5 - 4.5 lakh/cumm)	Auto

### Blood Indices

-HCT	45.7 %	(40 - 55 %)	Auto
-MCV	85.3 fl	(80 - 92 fl)	Auto
-MCH	27.8 pg	(27 - 31 pg)	Auto
-MCHC	32.6 gm/dL	(32 - 36 gm/dL)	Auto
-RDW	13.7 %	(11 - 15 %)	Auto

### Diff WBC Count

-Polymorphs	51 %	(40 - 80 %)	Microscopically
-Lymphocytes	42 %	H (20 - 40 %)	Microscopically
-Eosinophils	05 %	(1 - 6 %)	Microscopically
-Monocytes	02 %	(2 - 7 %)	Microscopically
-Basophils	00 %	(0 - 1 %)	Microscopically
-PLATELET ON SMEAR	Adequate		Microscopically
-MALARIAL PARASITES	Malarial Parasites Not Detected		Microscopically

[Test performed on Fully Automated Hematology Analyzer ERBA H-360]

**Revival Diagnostics**

401-Aqua Corridor,  
Beside Star Bazar, Adajan,  
Surat-395009. Mo. 9825947717

Sg.

Dr. Shivangi Gandhi  
M.B.B.S, M.D (Pathology)

Laboratory Test Result are Subject to technical limitation and should be clinically correlate for final diagnosis

4th Floor, Aqua Corridor, Hazira Road, Adajan Pal, Surat-395009.

0261 2747788, 9825947712 ✉ revivaldiagnostics.surat@gmail.com 🌐 www.revivaldiagnostics.com

This medical report is not intended for medico-legal purposes.



Name	MR. KOLI BHUSHAN DILIP	Age/Gender	35Yrs/Male
Reg No.	9253/23	Receipt No	5775
Referred By	Bank of Baroda (BOB) - MEDI WHEEL(PKG10000240)	Mode of Payment	CREDIT
Collection Type	CENTER	Collection DateTime	26-Aug-2023 09:02 AM

**ESR** - 260823132 Released at 26-Aug-2023 11:24 AM

Parameter	Result	Biological Ref.Range	Method
-E.S.R	04 mm/hr	(1 - 10 mm/hr)	



# REVIVAL DIAGNOSTICS

## Revival Diagnostics

401-Aqua Corridor,  
Beside Star Bazar, Adajan,  
Surat-395009. Mo. 9825947717

Dr. Shivangi Gandhi  
M.B.B.S, M.D (Pathology)

Laboratory Test Result are Subject to technical limitation and should be clinically correlate for final diagnosis

📍 4th Floor, Aqua Corridor, Hazira Road, Adajan Pal, Surat-395009.

☎ 0261 2747788, 9825947712 ✉ revivaldiagnostics.surat@gmail.com 🌐 www.revivaldiagnostics.com

This medical report is not intended for medico-legal purposes.





Name	MR. KOLI BHUSHAN DILIP	Age/Gender	35Yrs/Male
Reg No.	9253/23	Receipt No	5775
Referred By	Bank of Baroda (BOB) - MEDI WHEEL(PKG10000240)	Mode of Payment	CREDIT
Collection Type	CENTER	Collection Date/Time	26-Aug-2023 09:02 AM

### FBS & PPBS - 260823133 Released at 26-Aug-2023 03:33 PM

Parameter	Result	Biological Ref.Range	Method
-Fasting Blood Sugar (FBS)	95 mg/dL	70-100 mg/dl Impaired Tolerance:100-125 Diabetes Mellitus:>=126 (On more than one occasion) (American diabetes association guidelines 2022)	
-Fasting Urine Sugar	Absent		
-Fasting Urine Acetone	Absent		
-PPBS	119 mg/dL	(90 - 140 mg/dL)	
-PP2BS URINE SUGAR	Absent		
-PP2BS URINE ACETONE	Absent		

### HBA1C - 260823132 Released at 26-Aug-2023 03:33 PM

Parameter	Result	Biological Ref.Range	Method
-HBA1C	5.4 %	HbA1C Degree of Glucose Control <5.6 % Non Diabetics 5.7 - 6.4 % Prediabetics > =6.5 % Diabetics (REF:Wallace, 11th Edition )	Boronate Affinity
		REMARKS: 6 - 7 % Excellent Control 7 - 8 % Good Control 8 - 10 % Unsatisfactory Control >10 % Poor Control	

-Method[] High Performance Liquid Chromatography (HPLC)

## Revival Diagnostics

401-Aqua Corridor,  
Beside Star Bazar, Adajan,  
Surat-395009. Mo. 9825947717

Dr. Shivangi Gandhi  
M.B.B.S, M.D (Pathology)

Laboratory Test Result are Subject to technical limitation and should be clinically correlate for final diagnosis

4th Floor, Aqua Corridor, Hazira Road, Adajan Pal, Surat-395009.

0261 2747788, 9825947712 ✉ revivaldiagnostics.surat@gmail.com 🌐 www.revivaldiagnostics.com

This medical report is not intended for medico-legal purposes.



Name	MR. KOLI BHUSHAN DILIP	Age/Gender	35Yrs/Male
Reg No.	9253/23	Receipt No	5775
Referred By	Bank of Baroda (BOB) - MEDI WHEEL(PKG10000240)	Mode of Payment	CREDIT
Collection Type	CENTER	Collection DateTime	26-Aug-2023 09:02 AM

## LIVER FUNCTION TEST (LFT) - 260823134 Released at 26-Aug-2023 02:08 PM

Parameter	Result	Biological Ref.Range	Method
-Serum Total Bilirubin	0.5 mg/dL	(0 - 1.3 mg/dL)	Diazo
-Serum Direct Bilirubin	0.1 mg/dL	(0 - 0.4 mg/dL)	Diazo
-Serum InDirect Bilirubin	0.4 mg/dL	(0.1 - 1.3 mg/dL)	Calculated
-Total Protein (TP)	6.6 gm/dL	(6.4 - 8.3 gm/dL)	Biuret
-Albumin (ALB)	4.2 gm/dL	(3.5 - 5.2 gm/dL)	BCG
-Globulin	2.4 gm/dL	(2.3 - 3.6 gm/dL)	Calculated
-A/G Ratio	1.75 gm/dL	(1 - 2.3 gm/dL)	Calculated
-SGPT(ALT)	25 U/L	(5 - 45 U/L)	IFCC, Kinetic without Pyridoxal Phosphate
-SGOT (AST)	18 U/L	(0 - 35 U/L)	IFCC, Without Pyridoxal Phosphate
-Alkaline Phosph.	69 U/L	(42 - 128 U/L)	ALP-AMP
-GGT	21 U/L	(5 - 50 U/L)	Glupa-C

[Test performed on Fully Automated Biochemistry Analyzer ERBA EM200]

## Revival Diagnostics

401-Aqua Corridor,  
Beside Star Bazar, Adajan,  
Surat-395009. Mo. 9825947712

Dr. Shivangi Gandhi  
M.B.B.S, M.D (Pathology)

Laboratory Test Result are Subject to technical limitation and should be clinically correlate for final diagnosis

📍 4th Floor, Aqua Corridor, Hazira Road, Adajan Pal, Surat-395009.

☎ 0261 2747788, 9825947712 ✉ revivaldiagnostics.surat@gmail.com 🌐 www.revivaldiagnostics.com

This medical report is not intended for medico-legal purposes.



Name	MR. KOLI BHUSHAN DILIP	Age/Gender	35Yrs/Male
Reg No.	9253/23	Receipt No	5775
Referred By	Bank of Baroda (BOB) - MEDI WHEEL(PKG10000240)	Mode of Payment	CREDIT
Collection Type	CENTER	Collection DateTime	26-Aug-2023 09:02 AM

**Creatinine** - 260823134 Released at 26-Aug-2023 02:08 PM

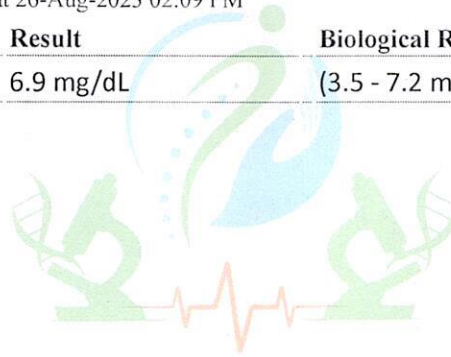
Parameter	Result	Biological Ref.Range	Method
-Creatinine	0.6 mg/dL	(0.6 - 1.4 mg/dL)	ENZYMATIC

**BUN** - 260823134 Released at 26-Aug-2023 02:08 PM

Parameter	Result	Biological Ref.Range	Method
-Blood Urea Nitrogen (BUN)	12 mg/dL	(6 - 20 mg/dL)	Calculated

**Uric Acid** - 260823131 Released at 26-Aug-2023 02:09 PM

Parameter	Result	Biological Ref.Range	Method
-Uric Acid	6.9 mg/dL	(3.5 - 7.2 mg/dL)	Uricase-POD



## Revival Diagnostics

401-Aqua Corridor,  
Beside Star Bazar, Adajan,  
Surat-395009. Mo. 9825947717

Dr. Shivangi Gandhi  
M.B.B.S, M.D (Pathology)

Laboratory Test Result are Subject to technical limitation and should be clinically correlate for final diagnosis

4th Floor, Aqua Corridor, Hazira Road, Adajan Pal, Surat-395009.

0261 2747788, 9825947712 revivaldiagnostics.surat@gmail.com www.revivaldiagnostics.com

This medical report is not intended for medico-legal purposes.



Name	MR. KOLI BHUSHAN DILIP	Age/Gender	35Yrs/Male
Reg No.	9253/23	Receipt No	5775
Referred By	Bank of Baroda (BOB) - MEDI WHEEL(PKG1000240)	Mode of Payment	CREDIT
Collection Type	CENTER	Collection DateTime	26-Aug-2023 09:02 AM

### Lipid Profile - 260823134 Released at 26-Aug-2023 02:09 PM

Parameter	Result	Biological Ref.Range	Method
-Serum Cholesterol	207 mg/dL	Desirable < 200 mg/dl Borderline High : 200-239 mg/dl High : > 240 mg/dl	CHOD-PAP
-Serum Triglyceride	188 mg/dL	Normal < 150 mg/dl Borderline High : 150 - 199 mg/dl High : 200 - 499 mg/dl Very High : 500 mg/dl	GPO-POD Method
-Serum HDLD(Direct)	49 mg/dL	Normal :> 55 mg/dl Borderline : 35-55 mg/dl Undesirable: < 35 mg/dl	PVS-PEGME Precipitation with CHOD-POD
-Serum VLDL	38 mg/dL	H (5 - 30 mg/dL)	Calculated
-Serum LDLD(Direct)	120 mg/dL	Optimal:< 100 mg/dl Above Optimal : 100- 129 mg/dl Borderline High : 130-159 mg/dl High : > 160-189mg/dl Very High : >190 mg/dl	Calculated
-Chol/HDL	4.22	Low risk: <3.8 Medium Risk: 3.8 to 5.9 High Risk: > 6	Calculated
-LDL/Chol	1.72	Low risk: <3.55 Medium Risk: 3.55 to 4.0 High Risk: > 6	Calculated

[Test performed on Fully Automated Biochemistry Analyzer ERBA EM200]

## Revival Diagnostics

401-Aqua Corridor,  
Beside Star Bazar, Adajan,  
Surat-395009. Mo. 9825947717

Dr. Shivangi Gandhi  
M.B.B.S, M.D (Pathology)

Laboratory Test Result are Subject to technical limitation and should be clinically correlate for final diagnosis



Name	MR. KOLI BHUSHAN DILIP	Age/Gender	35Yrs/Male
Reg No.	9253/23	Receipt No	5775
Referred By	Bank of Baroda (BOB) - MEDI WHEEL(PKG10000240)	Mode of Payment	CREDIT
Collection Type	CENTER	Collection DateTime	26-Aug-2023 09:02 AM

### Urine Routine & Micro Examination - 260823136 Released at 26-Aug-2023 01:01 PM

Parameter	Result	Biological Ref.Range	Method
<b>Physical Examination</b>			
-Quantity	30		Manual
-Colour	Pale Yellow	Pale Yellow	Manual
-Appearance	Clear	Clear	Manual
-Reaction (pH)	Acidic		Dipstick
-Specific Gravity	1.025		Dipstick
<b>Chemical Examination</b>			
-Proteins.	Absent		Dipstick
-Sugar	Absent		Dipstick
-Acetone.	Absent		Dipstick
-Bile Salts	Absent	Absent	Dipstick
-Bile Pigments	Absent	Absent	Dipstick
-Occult Blood Test (OBT).	Negative		Dipstick
<b>Microscopic Examination</b>			
-Pus Cells	1-2		Microscopically
-Red Blood Cells	Absent		Microscopically
-Epithelial Cells	1-2		Microscopically
-Bacteria.	Absent		Microscopically
-Crystals	Absent	Absent	Microscopically
-Others	NIL	Absent	Microscopic Examination

**Revival Diagnostics**

401-Aqua Corridor,  
Beside Star Bazar, Adajan,  
Surat-395009. Mo. 9825947717

Sg

Dr. Shivangi Gandhi  
M.B.B.S, M.D (Pathology)

Laboratory Test Result are Subject to technical limitation and should be clinically correlate for final diagnosis

4th Floor, Aqua Corridor, Hazira Road, Adajan Pal, Surat-395009.

0261 2747788, 9825947712 revivaldiagnostics.surat@gmail.com www.revivaldiagnostics.com

This medical report is not intended for medico-legal purposes.



Name	MR. KOLI BHUSHAN DILIP	Age/Gender	35Yrs/Male
Reg No.	9253/23	Receipt No	5775
Referred By	Bank of Baroda (BOB) - MEDI WHEEL(PKG10000240)	Mode of Payment	CREDIT
Collection Type	CENTER	Collection DateTime	26-Aug-2023 09:02 AM

**Total T3 T4 TSH** - 260823134 Released at 26-Aug-2023 12:38 PM

Parameter	Result	Biological Ref.Range	Method
-Total T3	1.42 ng/ml	(0.87 - 1.78 ng/ml)	Fluorescence Enzyme Immunoassay
-Total T4	9.19 ug/dl	(4.6 - 11 ug/dl)	Fluorescence Enzyme Immunoassay
-TSH	0.73 uIU/ml	0.50 - 5.50 uIU/ml 5.5 to 15 ul U/ml - Suggested	Fluorescence Enzyme Immunoassay

Clinical co-relation or Repeat test with new sample as physiological factors can give falsley high TSH

Above 15uIU/ml Hypothyroid

PREGNANT WOMEN

normal ranges for TSH:

1st Trimester : 0.0878 - 2.8293 uIU/ml

2nd Trimester : 0.1998 - 2.7915 uIU/ml

3rd Trimester : 0.307 - 2.9028 uIU/ml

Ref: TIETZ Fundamentals of Clinical Chemistry

[Test performed on Fully Automated Immunology Analyzer Maglumi-600]

**Revival Diagnostics**

401-Aqua Corridor,  
Beside Star Bazar, Adajan,  
Surat-395009. Mo. 9825947717

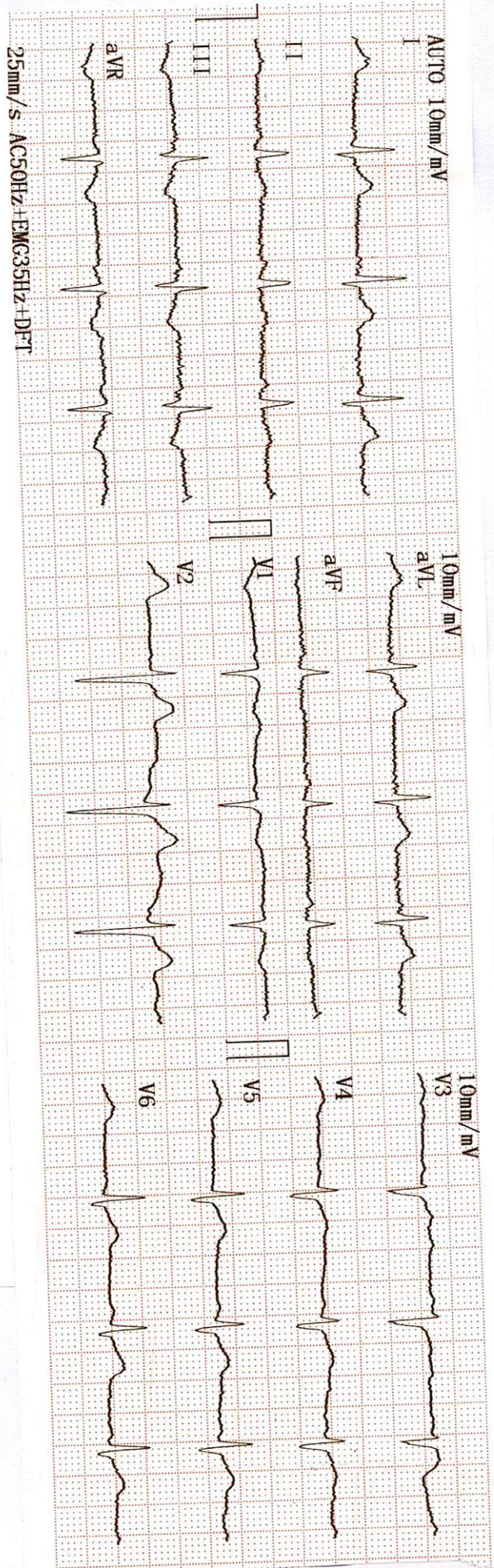
Laboratory Test Result are Subject to technical limitation and should be clinically correlate for final diagnosis

4th Floor, Aqua Corridor, Hazira Road, Adajan Pal, Surat-395009.  
0261 2747788, 9825947712 ✉ revivaldiagnostics.surat@gmail.com 🌐 www.revivaldiagnostics.com

This medical report is not intended for medico-legal purposes.

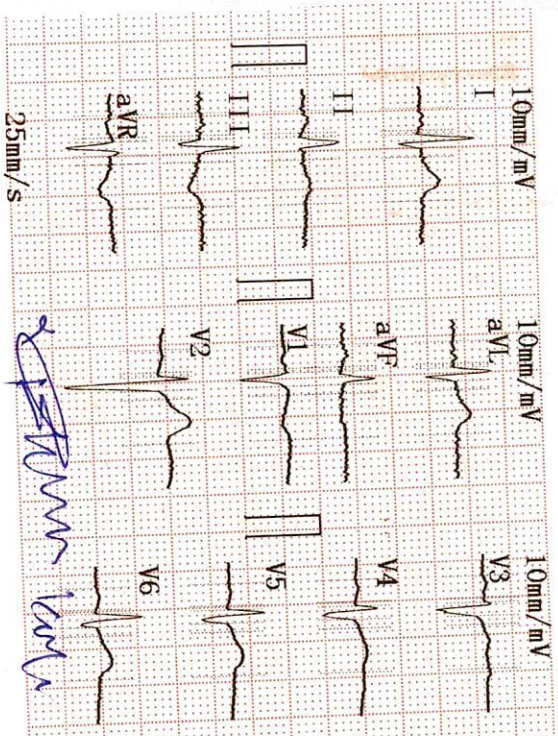
Dr. Shivangi Gandhi  
M.B.B.S, M.D (Pathology)

Sg



25mm/s AC50Hz+EMG35Hz+DF-T

2023-08-26 09:36



ID: KOLR BIVUSHAN  
 Name: KOLR BIVUSHAN  
 Sex: male  
 Age: 35  
 Height: 158  
 Weight: 77 kg  
 HR: 74 bpm  
 PR Interval: 145 ms  
 P Duration: 120 ms  
 QRS Duration: 74 ms  
 T Duration: 238 ms  
 QT/QTc: 362/401 ms  
 P/QRS/T Axis: 44.1/40.9/-0.9 deg  
 R (V5)/S (V1): 0.47/0.60 mV  
 R (V5)+S (V1): 1.07 mV

<< Conclusions >>

Normal Sinus Rhythm  
 Cardiac electric a  
 \*\*Report need phys

Physician

# Revival Diagnostics

401-Aqua Corridor,  
 Beside Star Bazar, Adajan,  
 Surat-395009. Mo. 9825947712

DR. ADITYA S. BORA

MBBS, DNB, PGDCC  
 PHYSICIAN  
 CLINICAL CARDIOLOGIST  
 G-54906

# REVIVAL DIAGNOSTICS



Name	MR. KOLI BHUSHAN DILIP	Age/Gender	35Yrs/Male
Reg No.	9253/23	Receipt No	5775
Referred By	Bank of Baroda (BOB) - MEDI WHEEL(PKG10000240)	Mode of Payment	CREDIT
Collection Type	CENTER	Collection DateTime	26-Aug-2023 09:23 AM

## Ecg

1. The rhythm is sinus.
2. Heart rate is 74 beats per minute.
3. Normal P,QRS,T wave axis.
4. Normal PR,QRS,Q.T. Duration.
5. No pathological q wave or ST-T changes seen.
6. No evidence of chamber hypertrophy or enlargement seen.

**IMPRESSION : ECG WITHIN NORMAL LIMITS**

**Revival Diagnostics**  
401-Aqua Corridor,  
Beside Star Bazar, Adajan,  
Surat-395009. Mo. 9825947712

**DR. ADITYA S. BORA**  
MBBS, DNB, ACCOC  
PHYSICIAN & CLINICAL CARDIOLOGIST  
G-54906

Signature

Laboratory Test Result are Subject to technical limitation and should be clinically correlate for final diagnosis

📍 4th Floor, Aqua Corridor, Hazira Road, Adajan Pal, Surat-395009.  
☎ 0261 2747788, 9825947712 ✉ revivaldiagnostics.surat@gmail.com 🌐 www.revivaldiagnostics.com  
This medical report is not intended for medico-legal purposes.



# REVIVAL DIAGNOSTICS



Name	MR. KOLI BHUSHAN DILIP	Age/Gender	35Yrs/Male
Reg No.	9253/23	Receipt No	5775
Referred By	Bank of Baroda (BOB) - MEDI WHEEL(PKG10000240)	Mode of Payment	CREDIT
Collection Type	CENTER	Collection DateTime	26-Aug-2023 09:23 AM

## 2D ECHO

### 2D ECHOCARDIOGRAPHY & COLOR DOPPLER REPORT

**INDICATION:** Preventive Health check up

- **CARDIAC CHAMBERS :** Left Ventricle : Normal size , Left Atrium: Normal size.
- NO e/o thrombus in LA/LV
- Right Atrium: Normal size. Right Ventricle: Normal Size,
- **Normal Right Ventricular function.** (TAPSE=20mm)
- **Normal Left Ventricular systolic function.** LVEF = 60%
- **No regional wall abnormality. No thinning / scarring / dyskinesia of LV wall**
- **No Left Ventricular Hypertrophy.** (IVSd= 09 mm),
- **LV Compliance:**
- **NO Left Ventricular Diastolic Dysfunction [LVDD].**

#### VALVES :

- Structurally Normal Mitral valve/ Aortic valve/Tricuspid valve/ Pulmonary valve .
- No significant Valvular Stenosis
- **Doppler findings: AV max = 1.23 m/s, PV max = 0.91 m/s.**
- Trivial MR, Trivial Tricuspid regurgitation.
- **No Pulmonary Arterial Hypertension.** PASP by TRjet vel.method = 24 mmHg.
- **SEPTAE:** IAS / IVS Appear Intact.
- **IVC :** Normal in dimension and shows good inspiratory 13mm collapse.
- **OTHERS:** No e/o Pericardial effusion / vegetation.

#### IMPRESSION:

**NORMAL LV SYSTOLIC FUNCTION, LVEF= 60 %, NO RWMA,  
NO LVH , NO LVDD , NO PAH.**

### Revival Diagnostics

401-Aqua Corridor,  
Beside Star Bazar, Adajan,  
Surat-395009. Mo. 9825947712

**DR. ADITYA S. BORA**  
MBBS, MD, DCC  
PHYSICIAN & CLINICAL CARDIOLOGIST  
G-54906 Signature

Laboratory Test Result are Subject to technical limitation and should be clinically correlate for final diagnosis

4th Floor, Aqua Corridor, Hazira Road, Adajan Pal, Surat-395009.  
0261 2747788, 9825947712 ✉ revivaldiagnostics.surat@gmail.com 🌐 www.revivaldiagnostics.com  
This medical report is not intended for medico-legal purposes.

# REVIVAL

## DIAGNOSTICS



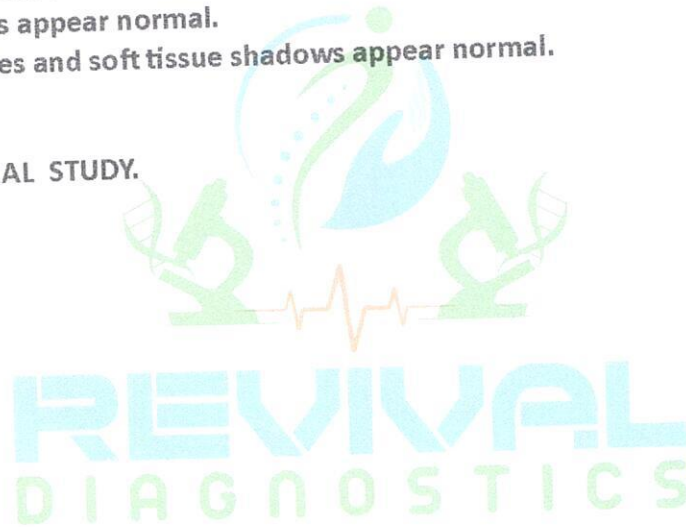
Name	MR. KOLI BHUSHAN DILIP	Age/Gender	35Yrs/Male
Reg No.	9253/23	Receipt No	5775
Referred By	Bank of Baroda (BOB) - MEDI WHEEL(PKG10000240)	Mode of Payment	CREDIT
Collection Type	CENTER	Collection DateTime	26-Aug-2023 09:02 AM

### CHEST RADIOGRAPH (PA VIEW)

- Hilar shadows are within normal limits.
- Pulmonary vasculature appears normal.
- Cardiac appears normal in size.
- Both domeh of the diaphragm are smooth.
- Both costophrenic recesses are clear.
- Both lung fields appear normal.
- Visualized bones and soft tissue shadows appear normal.

IMPRESSION: NORMAL STUDY.

DR. CHIRAG K PATEL  
RADIOLOGIST



**Dr. Chirag K. Patel**  
Reg. No. MBBS-DMPD  
G-23509  
Revival Diagnostics  
Signature  
4th Floor, Aqua Corridor,  
Nr. Star Bazar, Hazira Main Road,  
Adajan, Surat-395009.  
Mo. 97266 726683

Laboratory Test Result are Subject to technical limitation and should be clinically correlate for final diagnosis

📍 4th Floor, Aqua Corridor, Hazira Road, Adajan Pal, Surat-395009.  
☎ 0261 2747788, 9825947712 ✉ revivaldiagnostics.surat@gmail.com 🌐 www.revivaldiagnostics.com

This medical report is not intended for medico-legal purposes.

# REVIVAL

## DIAGNOSTICS



Name	MR. KOLI BHUSHAN DILIP	Age/Gender	35Yrs/Male
Reg No.	9253/23	Receipt No	5775
Referred By	Bank of Baroda (BOB) - MEDI WHEEL(PKG10000240)	Mode of Payment	CREDIT
Collection Type	CENTER	Collection DateTime	26-Aug-2023 09:02 AM

### USG OF ABDOMEN & PELVIS

#### LIVER:

Liver is normal in size and echotexture.  
No evidence of focal SOL or dilatation of IHBR seen.  
Portahepatis appear normal.

#### GALLBLADDER:

Gallbladder appeared normal. No calculus or mass lesion seen.

#### PANCREAS:

Pancreas appears normal in size and echotexture.  
No focal lesion, mass or pancreatitis.

#### SPLEEN:

Spleen appears normal in size and echotexture.

#### PARAAORTIC REGION:

Aorta grossly appears normal.  
No paraaortic lymphnodes seen.

#### KIDNEYS:

Both kidneys appear normal in size, shape and in position.  
Cortex and collecting system of both kidneys appears normal.  
No evidence of calculus or obstructive uropathy on either side.

#### URINARY BLADDER:

Bladder appears normal. No calculus or mass lesion is seen.

#### PROSTATE:

Prostate appears normal in size and echotexture.  
No evidence of free fluid in pelvis.

**COMMENTS:** Normal USG Abdoman and pelvis

**Dr. Chirag K. Patel**

MBBS-DMPD

Reg. No. G-23509  
Revival Diagnostic  
Radiologist

4th Floor, Aqua Corridor,  
Nr. Star Bazar, Hazira Main Road,  
Adajan, Surat-395009.  
Mo. 97266 726683

Laboratory Test Result are Subject to technical limitation and should be clinically correlate for final diagnosis

📍 4th Floor, Aqua Corridor, Hazira Road, Adajan Pal, Surat-395009.

☎ 0261 2747788, 9825947712 ✉ revivaldiagnostics.surat@gmail.com 🌐 www.revivaldiagnostics.com

This medical report is not intended for medico-legal purposes.