



- ସୂଚନା
- ଆଧାର ପରିଚୟ ପ୍ରମାଣ ଅଟେ, ନାଗରିକତା ପ୍ରମାଣ ନୁହେଁ
 - ପରିଚୟ ପ୍ରତିଷ୍ଠା ପାଇଁ, ଅନଲାଇନରେ ଆଧାର ପ୍ରମାଣିତକରଣ କରନ୍ତୁ
 - ଏହା ଇଲେକ୍ଟ୍ରୋନିକ୍ସରେ ସୂଚୀକୃତ ହୋଇ ଭବିଷ୍ୟତରେ ସେବା ପାଇଁ ବ୍ୟବହୃତ ହେବ

INFORMATION


- Aadhaar is a proof of identity, not of citizenship.
- To establish identity, authenticate online.
- This is electronically generated letter.

- ଆଧାର ସାରାଦେଶରେ ବୈଧ ।
- ଭବିଷ୍ୟତରେ ଏହି ଆଧାର, ସରକାରୀ ଓ ବେସରକାରୀ ସେବା ପ୍ରାପ୍ତ କରିବାରେ ସାହାଯ୍ୟ କରେ ।
- Aadhaar is valid throughout the country .
- Aadhaar will be helpful in availing Government and Non-Government services in future .

ଭାରତ ସରକାର
Unique Identification Authority of India

ଠିକଣା:
W/O ପ୍ରଦିପ୍ତା ମହାନ୍ତି, ... ଡି.ଉ.ଡି., ଆମ୍ବାସାଲ,
ଜଗତ୍ ସିଂହପୁର,
ଓଡିଶା - 754119

Address:
W/O Pradipta Mohanty, ... TIHUDI, ..
Ambasal, Jagatsinghapur,
Odisha - 754119



2681 7736 5449
VID : 9163 1379 4831 9674



ଭାରତ ସରକାର
Unique Identification Authority of India
Government of India

ନମାଙ୍କର ସୂଚୀକ୍ରମ / Enrolment No.: 2189/76068/95344

To
ପ୍ରିୟମ୍ବାଦା ମହାନ୍ତି
Priyambada Mohanty
W/O ପ୍ରଦିପ୍ତା ମହାନ୍ତି
W/O Pradipta Mohanty

TIHUDI
Ambasal
Ambasal
Jagatsinghapur Odisha - 754119
8939274322

Generation Date: 2011/09/17

Signature valid



ଆପଣଙ୍କ ଆଧାର ସଂଖ୍ୟା / Your Aadhaar No. :

2681 7736 5449
VID : 9163 1379 4831 9674

ମୋ ଆଧାର, ମୋ ପରିଚୟ

ଭାରତ ସରକାର
Government of India



ପ୍ରିୟମ୍ବାଦା ମହାନ୍ତି
Priyambada Mohanty
ଜନ୍ମ ତାରିଖ / DOB: 14/09/1965
♀ / FEMALE

2681.7736 5449
VID : 9163 1379 4831 9674

ମୋ ଆଧାର, ମୋ ପରିଚୟ

P. Mohanty



MURUGAN HOSPITALS
HEALING HANDS

20/3/22

Mrs. Priyambadei Mahanty | 38y/o | Female

● Above mentioned patient has no
gynaecological issues.

Patient is healthy physically & fit.

BP : 110/70

HR : 90/min

T : 98°F

SpO₂ : 98% + RA.





MURUGAN HOSPITALS
HEALING HANDS

20/2/22

Mr. Priyambada Mohanty

3B/F.

clo sneerjis on and 78

? P Dms 2

T. lew
T. Cetrigie

long

1 week
on x rays





MURUGAN HOSPITALS
HEALING HANDS

Date : 20/03/2022

NAME OF PATIENT : **MRS.PRIYAMBADAMO HANTY**

AGE : 36 / **FEMALE**

Nil visual complaints

O/E

V/A

OD : 6/6 N6

OS : 6/6 N6

Within normal limits in both eyes.

IMPRESSION :

- Nil ophthalmic problem



Medical Officer

264/125, Kilpauk Garden Road, Kilpauk, Chennai - 600 010.

☎ : +91 44 4644 8989 / 75500 53335 email : muruganhosp@gmail.com

Website : www.muruganhospitals.in



MURUGAN HOSPITALS

HEALING HANDS



ECHO CARDIOGRAM REPORT

NAME : MRS. PRIYAMBADA MOHANTY

UHID NO: MH20220035659

AGE & SEX : 36Y / FEMALE

IP/OP : OUTPATIENT

CONSULTANT: DR. ARUN PRAKASH

DATE : 20.03-2022

2D PLAX (mm)

RV - 36 mm
AO - 32 mm
LA - 31 mm

COLOR DOPPLER

Normal

M-Mode (mm)

IVS - 08 mm
PW - 07 mm
LVD - 42 mm
LVS - 28 mm
EF - 63 %
FS - 34 %

DOPPLER (m/sec)

MITRAL E - 0.5 m/s
MITRAL A - 0.4 m/s
PULMONARY - 0.8 m/s
AORTIC - 1.0 m/s
TRICUSPID - 0.3 m/s

IMPRESSION:

No RWMA
Normal biventricular function
No pulmonary hypertension
No pericardial effusion
No clot/ Vegetation.



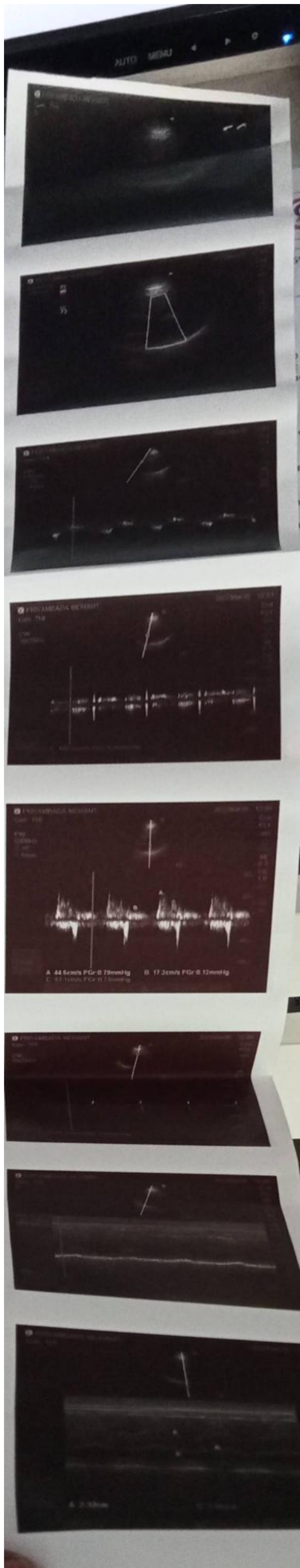
DR. SIDHARTHAN MD., DM.,
CONSULTANT CARDIOLOGIST

Healing Hearts and Lives

264/125, Kilpauk Garden Road, Kilpauk, Chennai - 600 010.

Phone : +91 44 4644 8989 / 75500 53335 | Email : muruganhosp@gmail.com

Website : www.muruganhospitals.in





MURUGAN HOSPITALS

HEALING HANDS



SCAN REPORT

NAME : MRS. PRIYAMBADA MOHANTY
AGE / SEX : 36 / FEMALE
CONSULTANT: DR. ARUN PRAKASH

UHID NO : MH20210035659
IP / OP NO: OUTPATIENT
DATE : 20/03/2022

ULTRA SOUND SCAN OF ABDOMEN

LIVER: Normal in size and measures- 11.6 cm and normal in echotexture. No focal lesions are seen. No dilatation of intra-hepatic biliary radicals present. Hepatic veins and IVC appear normal. Portal vein is normal in caliber. Common bile duct is normal in caliber.

GALL BLADDER: Post cholecystectomy status.

PANCREAS: Normal in size and echotexture. No focal lesions are seen. No evidence of calculi or calcifications. No evidence of pancreatic duct dilation.

PARA AORTIC AREAS: Aorta and IVC appear normal. No evidence of para aortic lymphadenopathy.

SPLEEN: Normal in size. Normal in echotexture. No evidence of focal lesions.

RIGHT KIDNEY: Measures 10.2 x 3.7 cm and is normal in size and echotexture. Cortico medullary differentiation is well maintained. There is no calculus hydronephrosis or mass.

LEFT KIDNEY: Measures 9.5 x 4.7 cm and is normal in size and echotexture. Cortico medullary differentiation is well maintained. There is no hydronephrosis or mass.

Healing Hearts and Lives

264/125, Kilpauk Garden Road, Kilpauk, Chennai - 600 010. Phone : +91 44 4644 8989 / 75500 53335
Email : muruganhosp@gmail.com | Website : www.muruganhospitals.in

URINARY BLADDER: Empty.

UTERUS AND OVARIES : Could not be assessed due to empty bladder.

No ascites present. No retroperitoneal lymphadenopathy present.

IMPRESSION:

- ✓ Post cholecystectomy status.
- ✓ No other significant abnormality.







MURUGAN HOSPITALS

HEALING HANDS



LAB REPORT

Patient Name : Mrs. PRIYAMBADA MOHANTY
 Age / Gender : 36-Years / Female
 UHID ID : MH20220035659
 Doctor Name : Dr. ARUN PRAKASH

OP Report No. : INVA2104855
 Bill No. : INV2108653
 Sample Date : 20/03/2022 - 03:00 PM
 Report Date : 20/03/2022 - 06:28 PM

Test Name	Result	Units	Reference Interval
HAEMATOLOGY			
Complete Blood Cell Count(CBC)			
HAEMOGLOBIN	<u>11.4</u>	gms/dl	male :13.0 - 17.0 female :12.0 - 15.0
PACKED CELL VOLUME	<u>35.8</u>	%	male : 40 - 50 female : 36 - 46
RBC COUNT	<u>4.51</u>	millions cells/cu.mm	female: 3.8 - 4.8 male : 4.5 - 5.5
TOTAL WBC	8,400	Cells/Cumm	4,000 - 11,000
Differential Count			
NEUTROPHILS	<u>69</u>	%	40 - 65
LYMPHOCYTES	<u>28</u>	%	30-50
EOSINOPHILS	03	%	01-06
MONOCYTES	<u>00</u>	%	1-10
BASOPHILS	00	%	0-2
ESR 60 MTS	10	mm	5 - 20
PLATELET COUNT	2.13	Lakhs/cumm	1.5 - 4.5
MCV	79.4	fL	76 - 96
MCH	<u>25.2</u>	pg	27 - 32
MCHC	31.8	gms/dl	30 - 36

INTERPRETATION: Test done on automated three part cell counter, all abnormal results are reviewed and confirmed microscopically.

BLOOD GROUPING & RH TYPING " A " POSITIVE

Healing Hearts and Lives

264/125, Kilpauk Garden Road, Kilpauk, Chennai - 600 010.
 Phone : +91 44 4644 8989 / 75500 53335 | Email : muruganhosp@gmail.com
 Website : www.muruganhospitals.in



MURUGAN HOSPITALS

HEALING HANDS



LAB REPORT

Patient Name : Mrs. PRIYAMBADA MOHANTY
 Age / Gender : 36-Years / Female
 UHID ID : MH20220035659
 Doctor Name : Dr. ARUN PRAKASH

OP Report No. : INVA2104855
 Bill No. : INV2108653
 Sample Date : 20/03/2022 - 03:00 PM
 Report Date : 20/03/2022 - 06:28 PM

Test Name	Result	Units	Reference Interval
BIO CHEMISTRY			
BLOOD SUGAR FASTING	98	mgs/dl	70-110
BLOOD SUGAR POST PRANDIAL	149	mgs/dl	80- 160
SERUM URIC ACID	4.3	mg/dl	male 3.1-7.0 , female 2.5-5.6
SERUM CREATININE	0.7	mg/dl	0.7-1.4
LIPID PROFILE			
TOTALCHOLESTEROL	161	mg/dl	< 200
TRIGLYCERIDE	78	mg/dl	< 150
HDL	45	mg/dl	35 - 80
VLDL	16	mg/dl	2 to 30
LDL	100	mg/dl	<130
CHOLESTEROL/ HDL RATIO	3.5	mg/dl	

Healing Hearts and Lives

264/125, Kilpauk Garden Road, Kilpauk, Chennai - 600 010.
 Phone : +91 44 4644 8989 / 75500 53335 | Email : muruganhosp@gmail.com
 Website : www.muruganhospitals.in



MURUGAN HOSPITALS

HEALING HANDS



LAB REPORT

Patient Name : Mrs. PRIYAMBADA MOHANTY
Age / Gender : 36-Years / Female
UHID ID : MH20220035659
Doctor Name : Dr. ARUN PRAKASH

OP Report No. : INVA2104855
Bill No. : INV2108653
Sample Date : 20/03/2022 - 03:00 PM
Report Date : 20/03/2022 - 06:28 PM

Test Name	Result	Units	Reference Interval
LIVER FUNCTION TEST			
BILLIRUBIN(TOTAL)	1.0	mg/dl	0.0 -1.0
BILLIRUBIN(DIRECT)	0.3	mg/dl	0.1- 0.30
BILLIRUBIN(INDIRECT)	0.7	mg/dl	0.2-0.8
SGOT	38	IU/L	0-38
SGPT	27	IU/L	0.0-40
ALKALINE PHOSPHATASE	55	IU/L	40-140 4-6Years 93-309 13-15Years 74-390
TOTAL PROTEIN	7.9	gm/dl	6.6-8.7
ALBUMIN	4.6	gm/dl	3.5 - 5.5
GLOBULIN	3.3	gm/dl	2.0-3.5
AG RATIO	1.3		
GAMMA G T	20	U/L	male<49 female<32
BLOOD UREA NITROGEN	08	mg/dl	7-21
HBA1C	5.2	%	normal: <6.0 good control: 6.1-7.0 fair control: 7.1- 8.0 poor control:8,1 -10,0 unsatisfactory: >10.0

Healing Hearts and Lives

264/125, Kilpauk Garden Road, Kilpauk, Chennai - 600 010.
Phone : +91 44 4644 8989 / 75500 53335 | Email : muruganhosp@gmail.com
Website : www.muruganhospitals.in



MURUGAN HOSPITALS

HEALING HANDS



LAB REPORT

Patient Name : Mrs. PRIYAMBADA MOHANTY
 Age / Gender : 36-Years / Female
 UHID ID : MH20220035659
 Doctor Name : Dr. ARUN PRAKASH

OP Report No. : INVA2104855
 Bill No. : INV2108653
 Sample Date : 20/03/2022 - 03:00 PM
 Report Date : 20/03/2022 - 06:28 PM

Test Name	Result	Units	Reference Interval
CLINICAL PATHOLOGY			
URINE SUGAR (PP)	NIL		
URINE ROUTINE			
COLOUR	YELLOW		
APPEARANCE	CLEAR		
REACTION	ACIDIC		
SUGAR	NIL		
ALBUMIN	NIL		
DEPOSITES			
PUS CELLS	2 - 3	/ HPF	
EPI CELLS	2 - 3	/ HPF	
RBC COUNT	NIL	/ HPF	
CAST	NIL		
CRYSTALS	NIL		
OTHERS	NIL		

NITHYALAB
 Verified by

*** End of Report ***



Healing Hearts and Lives

264/125, Kilpauk Garden Road, Kilpauk, Chennai - 600 010.
 Phone : +91 44 4644 8989 / 75500 53335 | Email : muruganhosp@gmail.com
 Website : www.muruganhospitals.in



MURUGAN HOSPITALS

HEALING HANDS



LAB REPORT

Patient Name : Mrs. PRIYAMBADA MOHANTY

Age / Gender : 36-Years / Female

UHID ID : MH20220035659

Doctor Name : Dr. ARUN PRAKASH

OP Report No. : INVA2104855

Bill No. : INV2108653

Sample Date : 20/03/2022 - 03:00 PM

Report Date : 20/03/2022 - 08:46 PM

Test Name	Result	Units	Reference Interval
ENDOCRINOLOGY			
T3	1.106	ng/ml	0.52-1.85
T4	6.931	ug/dl	5.0 -13.0 ug/dl
TSH	4.534	uIU/ml	0.39 - 6.16 uIU/ml

NITHYALAB

Verified by

*** End of Report ***

Authorized Signature

Dr. PAVITHRA, MD.
Pathologist
Reg No.: 78256

Healing Hearts and Lives

264/125, Kilpauk Garden Road, Kilpauk, Chennai - 600 010.

Phone : +91 44 4644 8989 / 75500 53335 | Email : muruganhosp@gmail.com

Website : www.muruganhospitals.in



LAB REPORT

NAME : MRS. PRIYAMBADA MOHANTY (4819,20) SAMPLE NO : 3821166461
PIN : AND21380207551 COLLECTED ON : 20/03/2022 03:59 PM
AGE/GENDER : 36 Year(s)/Female RECEIVED ON : 20/03/2022 03:59 PM
REFERRED BY : Dr. ARUN PRAKASH REPORTED ON : 20/03/2022 05:19 PM
CLIENT NAME : MURUGAN HOSPITAL REPRINT DATE : 20/03/2022 05:19 PM

Test Obtained Value Units Bio.Ref.Intervals

CLINICAL PATHOLOGY

Stool Routine

General Examination (Stool)

Colour	Brownish yellow		Yellow to Brown
Form & Consistency	Semi solid		Semi solid
Mucus	Absent		Absent
Blood	Absent		Absent

Chemical Examination (Stool)

pH(pH strip test)	ACIDIC		Variable depending on food
--------------------	--------	--	----------------------------

Microscopy (Saline and Iodine mount) (Stool)

Cyst	Not Present		Absent
Ova	Not Present		Absent
Trophozoites	Not Present		
Red Blood Cells	Not Present	/hpf	Absent
Pus Cells	2-3	/hpf	0-5
Epithelial Cells	Not Present	/hpf	0-4
OTHER	Not present		

-- End of Report --



MURUGAN HOSPITALS

HEALING HANDS



LAB REPORT

NAME : MRS. PRIYAMBADA MOHANTY (4819,20)
PIN : AND21380207551
AGE/GENDER : 36 Year(s)/Female
REFERRED BY : Dr.ARUN PRAKASH
CLIENT NAME : MURUGAN HOSPITAL

SAMPLE NO : 3821166461
COLLECTED ON : 20/03/2022 03:59 PM
RECEIVED ON : 20/03/2022 03:59 PM
REPORTED ON : 22/03/2022 07:21 AM
REPRINT DATE : 22/03/2022 07:22 AM

Liquid PAP smear (by Liquid Based Cytology)

CYTOLOGY NO.

C 4001 / 2022

SPECIMEN

Liquid based pap smear

MICROSCOPIC FINDINGS

Moderately cellular smear showing scattered superficial squamous cells, intermediate squamous cells admixed with inflammatory cells in the background.

INTERPRETATION :

Adequacy of the Smear - Satisfactory for evaluation.
Cellular components of transformation zone are - Absent.
Reactive cellular changes - Absent.
Infective organisms - Absent.
Squamous cell abnormalities - Nil.
Glandular cell abnormalities - Nil.
Other cells (Endometrial & mesenchymal) - Nil.

IMPRESSION

Inflammatory smear. Negative for intraepithelial lesion or malignancy (Mode of reporting : Bethesda system 2014)

Prof. Geetha Devadas DCP, MD path
Prof. Chandramouleeswari MD path
Dr. Indumathi DCP, MD path, DNB path
Dr. Arun Prabhakaran MD
Dr. Varsha DCP., DNB (Pathology)
Dr. Anshulekha patel, M.D., PDF (Oncopathology)

Arun Prabhakaran
Dr. C Arun prabhakaran, MD Pathology
MCI No 98041

ID : 2203200001

Name : MRS PRIYAMBADAMOHANTY

Sex : Female

Divisions:

Date Time : 2022-03-20 11:26

Age : 36

BP : 110/70 mmHg

Bed No. :

Hospital : MURUGAN HOSPITALS

Height : 163 cm

Weight : 69 kg

Hospital No. :

HR : 94 bpm

P Dur / PR int : 100 / 169ms

QRS Dur : 87 ms

QT / QTC int : 329 / 411 ms

P QRS / T axis : 49 / 40 / 9 °

RV5/SV1 amp : 0.640 / 0.656mV

RV5+SV1 amp : 1.296mV

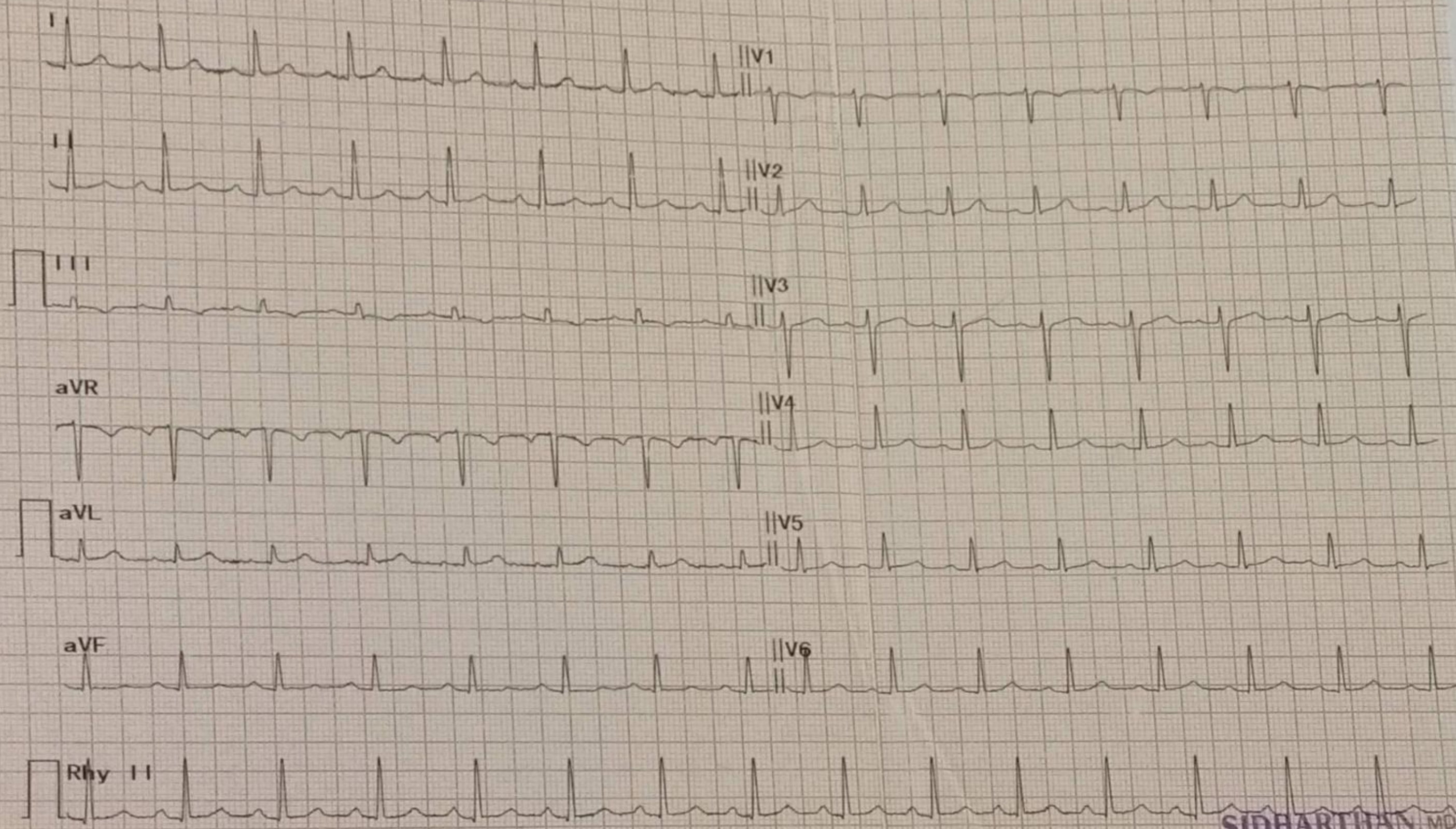
RV6/SV2 amp : 0.854 / 0.045mV

Minnesota Code

Diagnosis Info

800: Sinus Rhythm

Normal ECG



P. Mohanty

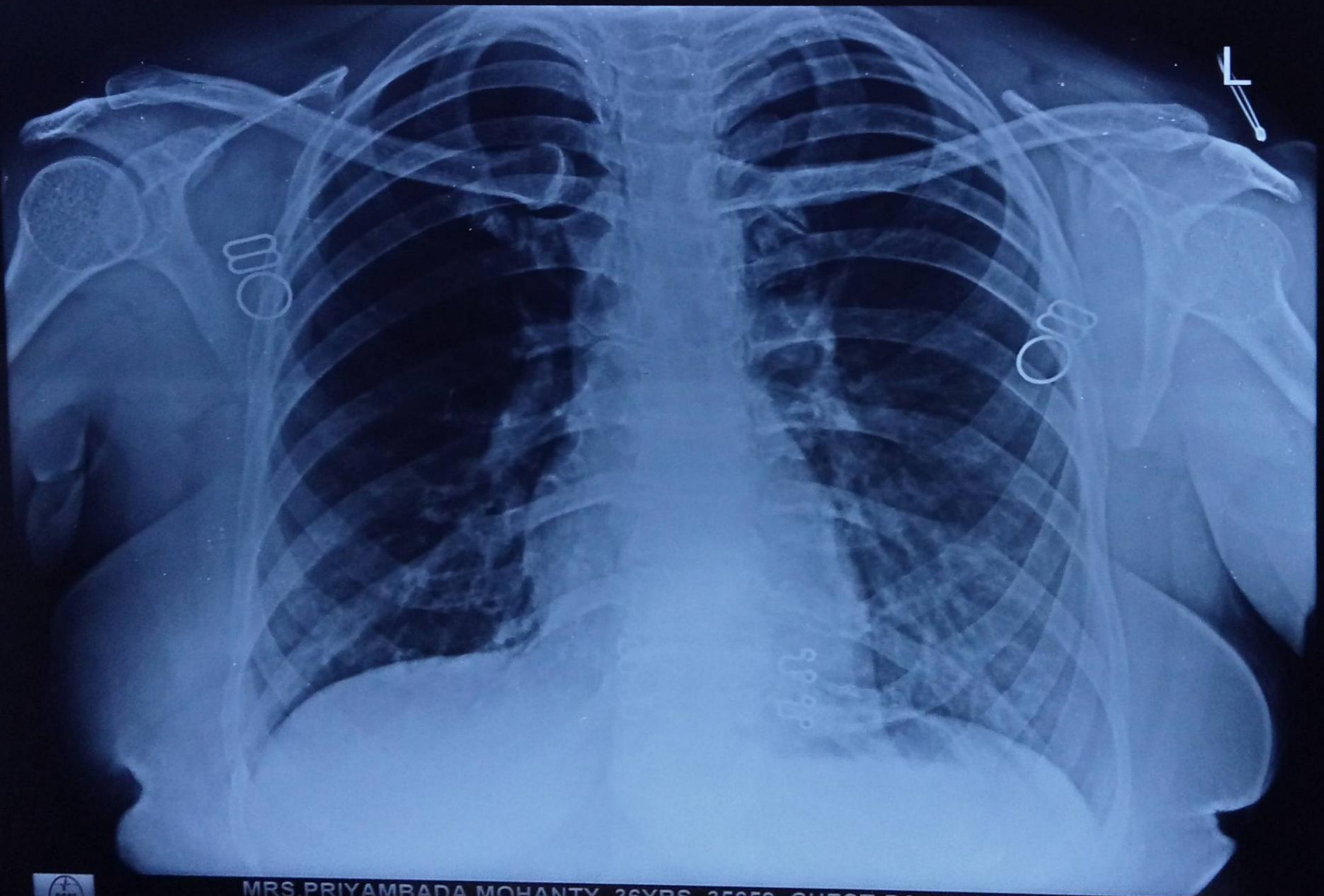
Diagnosis for reference, ask your doctor to confirm

AUTO PRINT 6X2+1R 94bpm 10 mm/mV 0.50Hz-45Hz AC 60Hz 25 mm/sec

Confirmed By:

SIDHARTHAN MD, DM
Consultant Cardiologist

Reg. No. 52079



MRS. PRIYAMBADA MOHANTY 36YRS 35659 CHEST-PA 20-03-2022
MURUGAN HOSPITALS, KILPAUK, CHENNAI 600060



MURUGAN HOSPITALS

HEALING HANDS



SCAN REPORT

NAME : Mrs.PRIYAMBADAMOHAITY

AGE / SEX: 36 YEARS /MALE

CONSULTANT: DR. ARUN PRAKASH

UHID NO : MH20220035659

DATE : 20- 03- 2022

OP/IP :OUT PATIENT

CHEST XRAY PA VIEW

- Trachea is in midline.
- Hila appear Normal.
- Mediastinal shadow appears normal.
- Costophrenic&Cardiophrenic angles appear free.
- Cardiothoracic ratio is within normal limits.
- Lungs fields appear clear
- Bony thorax and soft tissue appear normal

IMPRESSION:

- No significant abnormality noted.



CONSULTANT RADIOLOGIST

Healing Hearts and Lives

264/125, Kilpauk Garden Road, Kilpauk, Chennai - 600 010. Phone : +91 44 4644 8989 / 75500 53335
Email : muruganhosp@gmail.com | Website : www.muruganhospitals.in