



PARKLINE DIAGNOSTICS PVT. LTD.


L.G. 3, 4 & 5, Bhuvana Towers, S.D. Road, Secunderabad - 500 003 Tel : +91 40-2784 5852, 6649 1787

Fax : +91 40 2784 7864 Email parklinediagnostics@gmail.com www.parklinediagnostics.com



NABL Accredited
Certificate No.MC-2566

TEST REPORT

Name : **MS.THOTAKURI RAJANI [SPOUSE]** TID/SID : UMR0724504/ 23242936
 Age / Gender : 47 Years / Female Registered on : 26-Feb-2022 / 08:42 AM
 Ref.By : - Collected on : 26-Feb-2022 / 08:44 AM
 Req.No  Reported on : 26-Feb-2022 / 13:08 PM
 BIL1829000 Reference : Medi Wheel

DEPARTMENT OF CLINICAL PATHOLOGY

Complete Urine Examination (CUE), Urine

Investigation	Observed Value	Units	Biological Reference Interval
Colour Method:Photo detectors(instrument)	Yellow		Light Yellow
Appearance Method:Photo diode array sensor	Clear		Clear
Specific gravity Method:Ion concentration/colour indicator	1.030		1.003-1.030
Reaction and pH Method:Double Indicator	5.5		5.0-8.0
Protein Method:Protein Error of pH indicators	Negative		Negative
Glucose Method:Double sequential enzymatic/GOD-PAP	Negative		Negative
Urobilinogen Method:Reagent strip/Reflectance photometry	Negative	mg%	0.2-1.0 mg%
Ketones Method:Strip method/Nitroprusside method	Negative		Negative
Blood Method:Peroxidase	+		Negative
Bile Salt Method:Hays Method	Negative		Negative
Bile Pigment Method:Fouchets Method	Negative		Negative
Microscopic Examination			
Pus cells (leukocytes) Method:Microscopy Of Sediment	2 - 3	/hpf	0-5 /hpf
RBC (erythrocytes) Method:Microscopy Of Sediment	3 - 4	/hpf	0-2 /hpf
Epithelial cells Method:Microscopy Of Sediment	4 - 5	/hpf	0-8 /hpf
Crystals Method:Microscopy Of Sediment	Nil	/lpf	Nil /lpf

The Test marked with *are not accredited by NABL.

Lab Timings (Weekdays) : 7.00 am to 8.30 pm

Sundays & Holidays : 7.00 am to 1.00 pm

Radiologists Timings(Weekdays) : 7.30 am to 1.30 pm

& 5.45 pm to 7.45 pm
Sundays & Holidays : 7.30 am to 9.30 am

Free Home Visit for Sample Collection.

Call : 7995421787, 7093445852, 8121147282, 9885202212



PARKLINE DIAGNOSTICS PVT. LTD.


L.G. 3, 4 & 5, Bhuvana Towers, S.D. Road, Secunderabad - 500 003 Tel : +91 40-2784 5852, 6649 1787

Fax : +91 40 2784 7864 Email parklinediagnostics@gmail.com www.parklinediagnostics.com



NABL Accredited
Certificate No. MC-2566

TEST REPORT

Name : **MS.THOTAKURI RAJANI [SPOUSE]** TID/SID : UMR0724504/ 23242936
Age / Gender : 47 Years / Female Registered on : 26-Feb-2022 / 08:42 AM
Ref.By : - Collected on : 26-Feb-2022 / 08:44 AM
Req.No  Reported on : 26-Feb-2022 / 13:08 PM
BIL1829000 Reference : Medi Wheel

DEPARTMENT OF CLINICAL PATHOLOGY

Complete Urine Examination (CUE), Urine

Investigation	Observed Value	Units	Biological Reference Interval
Casts	Nil	/lpf	Nil /lpf
Method:Microscopy Of Sediment			
Others	Nil		Nil
Method:Microscopy Of Sediment			

* Sample processed at Parkline

--- End Of Report ---

Jyothi Kiranmai
Regd. No: 52272
MD PATHOLOGY

The Test marked with *are not accredited by NABL.

Page 2 of 14

Lab Timings (Weekdays) : 7.00 am to 8.30 pm

Sundays & Holidays : 7.00 am to 1.00 pm

Radiologists Timings(Weekdays) : 7.30 am to 1.30 pm
& 5.45 pm to 7.45 pm

Sundays & Holidays : 7.30 am to 9.30 am

Free Home Visit for Sample Collection.

Call : 7995421787, 7093445852, 8121147282, 9885202212




PARKLINE DIAGNOSTICS PVT. LTD.

L.G. 3, 4 & 5, Bhuvana Towers, S.D. Road, Secunderabad - 500 003 Tel :+91 40-2784 5852, 6649 1787
Fax : +91 40 2784 7864 Email parklinediagnostics@gmail.com www.parklinediagnostics.com



NABL Accredited
Certificate No.MC-2566

TEST REPORT

Name : **MS.THOTAKURI RAJANI [SPOUSE]** TID/SID : UMR0724504/ 23242934
Age / Gender : 47 Years / Female Registered on : 26-Feb-2022 / 08:42 AM
Ref.By : - Collected on : 26-Feb-2022 / 08:44 AM
Req.No  Reported on : 26-Feb-2022 / 15:47 PM
BIL1829000 Reference : Medi Wheel

DEPARTMENT OF HEMATOLOGY

Blood Grouping ABO And Rh Typing, EDTA Whole Blood

Parameter	Results
Blood Grouping (ABO)	AB
Rh Typing (D)	POSITIVE -
Method:Agglutination	

* Sample processed at Parkline

--- End Of Report ---

Jyothi Kiranmai
Regd. No: 52272
MD PATHOLOGY

The Test marked with *are not accredited by NABL.

Page 3 of 14

Lab Timings (Weekdays) : 7.00 am to 8.30 pm
Sundays & Holidays : 7.00 am to 1.00 pm

Radiologists Timings(Weekdays) : 7.30 am to 1.30 pm
& 5.45 pm to 7.45 pm
Sundays & Holidays : 7.30 am to 9.30 am

Free Home Visit for Sample Collection.

Call : 7995421787, 7093445852,8121147282, 9885202212



PARKLINE DIAGNOSTICS PVT. LTD.


L.G. 3, 4 & 5, Bhuvana Towers, S.D. Road, Secunderabad - 500 003 Tel : +91 40-2784 5852, 6649 1787

Fax : +91 40 2784 7864 Email parklinediagnostics@gmail.com www.parklinediagnostics.com



NABL Accredited
Certificate No.MC-2566

TEST REPORT

Name : **MS.THOTAKURI RAJANI [SPOUSE]** TID/SID : UMR0724504/ 23242934
Age / Gender : 47 Years / Female Registered on : 26-Feb-2022 / 08:42 AM
Ref.By : - Collected on : 26-Feb-2022 / 08:44 AM
Req.No  Reported on : 26-Feb-2022 / 13:16 PM
BIL1829000 Reference : Medi Wheel

DEPARTMENT OF HEMATOLOGY

Erythrocyte Sedimentation Rate (ESR), Sodium Citrate Whole Blood

Investigation	Observed Value	Units	Biological Reference Intervals
ESR 1st Hour	10	mm/hour	0-20 mm/hour
Method:Westergren			

* Sample processed at Parkline

--- End Of Report ---

Jyothi Kiranmai
Regd. No: 52272
MD PATHOLOGY

The Test marked with *are not accredited by NABL.

Page 4 of 14

Lab Timings (Weekdays) : 7.00 am to 8.30 pm

Sundays & Holidays :7.00 am to 1.00 pm

Radiologists Timings(Weekdays) : 7.30 am to 1.30 pm
& 5.45 pm to 7.45 pm

Sundays & Holidays : 7.30 am to 9.30 am

Free Home Visit for Sample Collection.

Call : 7995421787, 7093445852,8121147282, 9885202212




PARKLINE DIAGNOSTICS PVT. LTD.

L.G. 3, 4 & 5, Bhuvana Towers, S.D. Road, Secunderabad - 500 003 Tel : +91 40-2784 5852, 6649 1787
Fax : +91 40 2784 7864 Email parklinediagnostics@gmail.com www.parklinediagnostics.com



NABL Accredited
Certificate No.MC-2566

TEST REPORT

Name	: MS.THOTAKURI RAJANI [SPOUSE]	TID/SID	: UMR0724504/ 23242934
Age / Gender	: 47 Years / Female	Registered on	: 26-Feb-2022 / 08:42 AM
Ref.By	: -	Collected on	: 26-Feb-2022 / 08:44 AM
Req.No	:  BIL1829000	Reported on	: 26-Feb-2022 / 13:16 PM
		Reference	: Medi Wheel

DEPARTMENT OF HEMATOLOGY

Hemogram, EDTA Whole Blood

Investigation	Observed Value	Units	Biological Reference Interval
Hemoglobin., Method:Spectrophotometry	13.6	gm/dL	12.0-15.0 g/dL gm/dL
Erythrocyte Count(RBC) Method:Electrical Impedence	4.8	mill /cu.mm	3.8-4.8 mill /cu.mm
PCV/HCT., Method:Numeric Integration	40	%	36-46 %
MCV., Method:Calculated	83	fL	83-101 fL
MCH., Method:Calculated	28.0	pg	27-32 pg
MCHC Method:Calculated	33.8	g/dL	31.5-34.5 gm/dL g/dL
RDW (CV)., Method:Calculated	15.4	%	11.6-14.0 %
Total WBC Count Method:Impedence flowcytometry/Light scattering	6.9	cells/cumm	4-10 cells/cumm
Differential Count			
Neutrophils:, Method:Flowcytometry/Microscopy	52	%	40-80 %
Lymphocytes:, Method:Flowcytometry/Microscopy	40	%	20-40 %
Monocytes., Method:Flowcytometry/Microscopy	5	%	2-10 %
Eosinophils., Method:Flowcytometry/Microscopy	3	%	1-6 %
Basophils., Method:Flowcytometry/Microscopy	0	%	0-2 %
Platelet Count Method:Electrical Impedence	280	lakhs/cumm	150-410 lakhs/cumm

Peripheral Smear

The Test marked with *are not accredited by NABL.

Lab Timings (Weekdays) : 7.00 am to 8.30 pm
Sundays & Holidays : 7.00 am to 1.00 pm

Radiologists Timings(Weekdays) : 7.30 am to 1.30 pm
& 5.45 pm to 7.45 pm
Sundays & Holidays : 7.30 am to 9.30 am



PARKLINE DIAGNOSTICS PVT. LTD.


L.G. 3, 4 & 5, Bhuvana Towers, S.D. Road, Secunderabad - 500 003 Tel : +91 40-2784 5852, 6649 1787

Fax : +91 40 2784 7864 Email parklinediagnostics@gmail.com www.parklinediagnostics.com



NABL Accredited
Certificate No.MC-2566

TEST REPORT

Name : **MS.THOTAKURI RAJANI [SPOUSE]** TID/SID : UMR0724504/ 23242934
Age / Gender : 47 Years / Female Registered on : 26-Feb-2022 / 08:42 AM
Ref.By : - Collected on : 26-Feb-2022 / 08:44 AM
Req.No  Reported on : 26-Feb-2022 / 13:16 PM
BIL1829000 Reference : Medi Wheel

DEPARTMENT OF HEMATOLOGY

Hemogram, EDTA Whole Blood

Investigation	Observed Value	Units	Biological Reference Interval
RBC Method:Microscopy	Normocytic and Normochromic		
WBC Method:Microscopy	Within normal limits. No abnormal cells seen.		
Platelets Method:Microscopy	Discrete and adequate. Normal in morphology.		

* Sample processed at Parkline

--- End Of Report ---

Jyothi Kiranmai
Regd. No: 52272
MD PATHOLOGY

The Test marked with *are not accredited by NABL.

Page 6 of 14

Lab Timings (Weekdays) : 7.00 am to 8.30 pm

Sundays & Holidays : 7.00 am to 1.00 pm

Radiologists Timings(Weekdays) : 7.30 am to 1.30 pm
& 5.45 pm to 7.45 pm

Sundays & Holidays : 7.30 am to 9.30 am

Free Home Visit for Sample Collection.

Call : 7995421787, 7093445852, 8121147282, 9885202212




PARKLINE DIAGNOSTICS PVT. LTD.

L.G. 3, 4 & 5, Bhuvana Towers, S.D. Road, Secunderabad - 500 003 Tel : +91 40-2784 5852, 6649 1787
Fax : +91 40 2784 7864 Email parklinediagnostics@gmail.com www.parklinediagnostics.com



NABL Accredited
Certificate No.MC-2566

TEST REPORT

Name : **MS.THOTAKURI RAJANI [SPOUSE]** TID/SID : UMR0724504/ 23242935
Age / Gender : 47 Years / Female Registered on : 26-Feb-2022 / 08:42 AM
Ref.By : - Collected on : 26-Feb-2022 / 08:44 AM
Req.No  Reported on : 26-Feb-2022 / 14:56 PM
Reference : Medi Wheel
BIL1829000

DEPARTMENT OF CLINICAL BIOCHEMISTRY I

Blood Urea Nitrogen (BUN), Serum

Investigation	Observed Value	Units	Biological Reference Interval
Blood Urea Nitrogen.	8.7	mg/dL	7-23 mg/dL
Method:Calculated			

Creatinine, Serum

Investigation	Observed Value	Units	Biological Reference Interval
Creatinine.	0.82	mg/dL	0.50-1.20 mg/dL
Method:Alkaline Picrate			

* Sample processed at Parkline

--- End Of Report ---

Jyothi Kiranmai
Regd. No: 52272
MD PATHOLOGY

The Test marked with *are not accredited by NABL.

Page 7 of 14

Lab Timings (Weekdays) : 7.00 am to 8.30 pm
Sundays & Holidays : 7.00 am to 1.00 pm

Radiologists Timings(Weekdays) : 7.30 am to 1.30 pm
& 5.45 pm to 7.45 pm
Sundays & Holidays : 7.30 am to 9.30 am

Free Home Visit for Sample Collection.

Call : 7995421787, 7093445852,8121147282, 9885202212



PARKLINE DIAGNOSTICS PVT. LTD.


L.G. 3, 4 & 5, Bhuvana Towers, S.D. Road, Secunderabad - 500 003 Tel : +91 40-2784 5852, 6649 1787

Fax : +91 40 2784 7864 Email parklinediagnostics@gmail.com www.parklinediagnostics.com



NABL Accredited
Certificate No.MC-2566

TEST REPORT

Name : **MS.THOTAKURI RAJANI [SPOUSE]** TID/SID : UMR0724504/ 23242937F
Age / Gender : 47 Years / Female Registered on : 26-Feb-2022 / 08:42 AM
Ref.By : - Collected on : 26-Feb-2022 / 08:44 AM
Req.No :  Reported on : 26-Feb-2022 / 16:07 PM
Reference : Medi Wheel
BIL1829000

DEPARTMENT OF CLINICAL BIOCHEMISTRY I

Glucose Fasting (FBS), Sodium Fluoride Plasma

Investigation	Observed Value	Units	Biological Reference Interval
Glucose Fasting Method:GOD - PAP	99	mg/dL	Normal: <100 Impaired FG: 100-125 Diabetic : >/=126 mg/dL

Note Corresponding Urine sugar FBS : Nil

* Sample processed at Parkline

--- End Of Report ---

Jyothi Kiranmai
Regd. No: 52272
MD PATHOLOGY

The Test marked with *are not accredited by NABL.

Page 8 of 14

Lab Timings (Weekdays) : 7.00 am to 8.30 pm

Sundays & Holidays :7.00 am to 1.00 pm

Radiologists Timings(Weekdays) : 7.30 am to 1.30 pm
& 5.45 pm to 7.45 pm

Sundays & Holidays : 7.30 am to 9.30 am

Free Home Visit for Sample Collection.

Call : 7995421787, 7093445852,8121147282, 9885202212



PARKLINE DIAGNOSTICS PVT. LTD.


L.G. 3, 4 & 5, Bhuvana Towers, S.D. Road, Secunderabad - 500 003 Tel :+91 40-2784 5852, 6649 1787

Fax : +91 40 2784 7864 Email parklinediagnostics@gmail.com www.parklinediagnostics.com



NABL Accredited
Certificate No.MC-2566

TEST REPORT

Name : **MS.THOTAKURI RAJANI [SPOUSE]** TID/SID : UMR0724504/ 23242937P
 Age / Gender : 47 Years / Female Registered on : 26-Feb-2022 / 08:42 AM
 Ref.By : - Collected on : 26-Feb-2022 / 13:01 PM
 Req.No  Reported on : 26-Feb-2022 / 16:07 PM
 BIL1829000 Reference : Medi Wheel

DEPARTMENT OF CLINICAL BIOCHEMISTRY I

Glucose Post Prandial (PPBS), Sodium Fluoride Plasma

Investigation	Observed Value	Units	Biological Reference Interval
Glucose Post Prandial Method:GOD - PAP	112	mg/dL	Normal : 90 - 140 Impaired Glucose Tolerance: 141-199 Diabetic : >/=200 mg/dL

Note Corresponding Urine sugar PLBS : Nil

* Sample processed at Parkline

--- End Of Report ---

Jyothi Kiranmai
Regd. No: 52272
MD PATHOLOGY

The Test marked with *are not accredited by NABL.

Lab Timings (Weekdays) : 7.00 am to 8.30 pm
Sundays & Holidays :7.00 am to 1.00 pm

Radiologists Timings(Weekdays) : 7.30 am to 1.30 pm
& 5.45 pm to 7.45 pm
Sundays & Holidays : 7.30 am to 9.30 am



PARKLINE DIAGNOSTICS PVT. LTD.


L.G. 3, 4 & 5, Bhuvana Towers, S.D. Road, Secunderabad - 500 003 Tel :+91 40-2784 5852, 6649 1787

Fax : +91 40 2784 7864 Email parklinediagnostics@gmail.com www.parklinediagnostics.com



NABL Accredited
Certificate No.MC-2566

TEST REPORT

Name : **MS.THOTAKURI RAJANI [SPOUSE]** TID/SID : UMR0724504/ 23242934
Age / Gender : 47 Years / Female Registered on : 26-Feb-2022 / 08:42 AM
Ref.By : - Collected on : 26-Feb-2022 / 08:44 AM
Req.No :  Reported on : 26-Feb-2022 / 14:56 PM
Reference : Medi Wheel
BIL1829000

DEPARTMENT OF CLINICAL BIOCHEMISTRY I

Glycosylated Hemoglobin (HbA1C), EDTA Whole Blood

Investigation	Observed Value	Units	Biological Reference Interval
Glycosylated Haemoglobin Method:High Performance Liquid Chromatography(HPLC)	5.7	%	< 5.7% : Normal 5.7% - 6.4% : Prediabetes > 6.4% Diabetes
Mean Plasma Glucose (MPG) Estimate Method:Derived from HBA1c	116	mg/dL	Excellent Control : 90 to 120 Good Control : 121 to 150 Average Control : 151 to 180 Panic Value : > 211 mg/dL

Note:Mean Plasma Glucose is calculated from HBA1c value and it indicates Average Blood Sugar level over the past three months.

INTERPRETATION :

- 1.Glycated hemoglobin (glycohemoglobin / HbA1c) is a form of hemoglobin (Hb) that is chemically linked to a sugar.
- 2.A1c is measured primarily to determine the three-month average blood sugar level and can be used as a diagnostic test for diabetes mellitus and as an assessment test for glycemic control in people with diabetes.
- 3.In diabetes, higher amounts of glycated hemoglobin, indicating poorer control of blood glucose levels, have been associated with cardiovascular disease, nephropathy, neuropathy, and retinopathy.
4. American diabetes Association (ADA) recommends an A1C goal for many non pregnant adults of < 7% (without significant hypoglycemia). On the basis of provider judgment and patient preference, achievement of lower A1C levels than the goal of 7% may be acceptable, and even beneficial, if it can be achieved safely without significant hypoglycemia or other adverse effects of treatment. Less stringent A1C goals (such as < 8%) may be appropriate for patients with severe hypoglycemia, extensive co morbid conditions etc, or where the harms of treatment are greater than the benefits.
5. Glycemic goals for some older adults might reasonably be relaxed as part of individualized care, but hyperglycemia leading to symptoms or risk of acute hyperglycemia complications should be avoided in all patients.

* Sample processed at Parkline

--- End Of Report ---

Jyothi Kiranmai
Regd. No: 52272
MD PATHOLOGY

The Test marked with *are not accredited by NABL.

Page 10 of 14

Lab Timings (Weekdays) : 7.00 am to 8.30 pm

Sundays & Holidays : 7.00 am to 1.00 pm

Radiologists Timings(Weekdays) : 7.30 am to 1.30 pm

& 5.45 pm to 7.45 pm

Sundays & Holidays

: 7.30 am to 9.30 am

Free Home Visit for Sample Collection.

Call : 7995421787, 7093445852, 8121147282, 9885202212



PARKLINE DIAGNOSTICS PVT. LTD.


L.G. 3, 4 & 5, Bhuvana Towers, S.D. Road, Secunderabad - 500 003 Tel :+91 40-2784 5852, 6649 1787

Fax : +91 40 2784 7864 Email parklinediagnostics@gmail.com www.parklinediagnostics.com



NABL Accredited
Certificate No.MC-2566

TEST REPORT

Name : **MS.THOTAKURI RAJANI [SPOUSE]** TID/SID : UMR0724504/ 23242935
 Age / Gender : 47 Years / Female Registered on : 26-Feb-2022 / 08:42 AM
 Ref.By : - Collected on : 26-Feb-2022 / 08:44 AM
 Req.No  Reported on : 26-Feb-2022 / 14:56 PM
 BIL1829000 Reference : Medi Wheel

DEPARTMENT OF CLINICAL BIOCHEMISTRY I

Lipid Profile, Serum

Investigation	Observed Value	Units	Biological Reference Interval
Total Cholesterol Method:CHOD-PAP	153	mg/dL	Desirable Level: < 200 Borderline : 200 - 239 High : > 240 mg/dL
HDL Cholesterol Method:Enzymatic Reaction	42	mg/dL	<40:Major risk factor for heart disease 40-59:The higher,the better >=60:Considered protective against heart disease mg/dL
LDL Cholesterol Method:Calculated	89	mg/dL	< 100 mg/dL
VLDL Cholesterol Method:Calculated	22	mg/dL	10-55 mg/dL
Triglycerides Method:GPO-POD	113	mg/dL	Normal:<150 Borderline:150-199 High:200-499 Very High:>=500 mg/dL
Chol/HDL Ratio Method:Calculated	3.64		Normal : <4 Low risk : 4 - 6 High risk : >6
LDL Cholesterol/HDL Ratio	2.12		

* Sample processed at Parkline

--- End Of Report ---

Jyothi Kiranmai
Regd. No: 52272
MD PATHOLOGY

The Test marked with *are not accredited by NABL.

Page 11 of 14

Lab Timings (Weekdays) : 7.00 am to 8.30 pm
Sundays & Holidays :7.00 am to 1.00 pm

Radiologists Timings(Weekdays) : 7.30 am to 1.30 pm
& 5.45 pm to 7.45 pm
Sundays & Holidays : 7.30 am to 9.30 am

Free Home Visit for Sample Collection.

Call : 7995421787, 7093445852,8121147282, 9885202212




PARKLINE DIAGNOSTICS PVT. LTD.

L.G. 3, 4 & 5, Bhuvana Towers, S.D. Road, Secunderabad - 500 003 Tel :+91 40-2784 5852, 6649 1787
Fax : +91 40 2784 7864 Email parklinediagnostics@gmail.com www.parklinediagnostics.com



NABL Accredited
Certificate No.MC-2566

TEST REPORT

Name : **MS.THOTAKURI RAJANI [SPOUSE]** TID/SID : UMR0724504/ 23242935
 Age / Gender : 47 Years / Female Registered on : 26-Feb-2022 / 08:42 AM
 Ref.By : - Collected on : 26-Feb-2022 / 08:44 AM
 Req.No  Reported on : 26-Feb-2022 / 14:56 PM
 BIL1829000 Reference : Medi Wheel

DEPARTMENT OF CLINICAL BIOCHEMISTRY I

Liver Function Test (LFT), Serum

Investigation	Observed Value	Units	Biological Reference Interval
Total Bilirubin. Method:Diazo with sulphanilic acid	0.69	mg/dL	0.3-1.2 mg/dL
Direct Bilirubin. Method:Diazo with sulphanilic acid	0.15	mg/dL	0.00-0.40 mg/dL
Indirect Bilirubin. Method:Calculated	0.54	mg/dL	
Alanine Aminotransferase ,(ALT/SGPT) Method:IFCC without P5P	16	U/L	10-40 U/L
Aspartate Aminotransferase,(AST/SGOT) Method:IFCC without P5P	21	U/L	10-40 U/L
ALP (Alkaline Phosphatase). Method:AMP-IFCC	60	U/L	30-115 U/L
PROTEINS			
Total Protein. Method:Biuret	7.51	g/dL	6.0-8.0 g/dL
Albumin. Method:Bromocresol Green (BCG)	4.33	g/dL	3.5-4.8 g/dL
Globulin. Method:Calculated	3.18	g/dL	2.3-3.5 g/dL
A/GRatio. Method:Calculated	1.36		0.8-2.0
Gamma GT. Method:IFCC-Enzymatic	17	U/L	7.0-50.0 U/L

* Sample processed at Parkline

--- End Of Report ---

Jyothi Kiranmai
Regd. No: 52272
MD PATHOLOGY

The Test marked with *are not accredited by NABL.

Lab Timings (Weekdays) : 7.00 am to 8.30 pm
Sundays & Holidays :7.00 am to 1.00 pm

Radiologists Timings(Weekdays) : 7.30 am to 1.30 pm
& 5.45 pm to 7.45 pm
Sundays & Holidays : 7.30 am to 9.30 am



PARKLINE DIAGNOSTICS PVT. LTD.


L.G. 3, 4 & 5, Bhuvana Towers, S.D. Road, Secunderabad - 500 003 Tel :+91 40-2784 5852, 6649 1787

Fax : +91 40 2784 7864 Email parklinediagnostics@gmail.com www.parklinediagnostics.com



NABL Accredited
Certificate No.MC-2566

TEST REPORT

Name : **MS.THOTAKURI RAJANI [SPOUSE]** TID/SID : UMR0724504/ 23242935
 Age / Gender : 47 Years / Female Registered on : 26-Feb-2022 / 08:42 AM
 Ref.By : - Collected on : 26-Feb-2022 / 08:44 AM
 Req.No  Reported on : 26-Feb-2022 / 14:24 PM
 BIL1829000 Reference : Medi Wheel

DEPARTMENT OF CLINICAL BIOCHEMISTRY I

Thyroid Profile (T3,T4,TSH), Serum

Investigation	Observed Value	Units	Biological Reference Interval
Triiodothyronine Total (T3) Method:Enhanced chemiluminescence	1.48	ng/mL	0.970-1.69 ng/mL
Thyroxine Total (T4). Method:Enhanced chemiluminescence	14.4	µg/dL	5.53-11.0 µg/dL
Thyroid Stimulating Hormone (TSH). Method:Enhanced chemiluminescence	1.94	µIU/mL	0.465-4.68 µIU/mL

Note: Change in method and reference range

NOTE:

TSH - Reference ranges during pregnancy:*

1st Trimester : 0.10 - 2.50

2nd Trimester : 0.20 - 3.00

3rd Trimester : 0.30 - 3.00

*As per the Guidelines of American Thyroid Association for the diagnosis and management of thyroid disease during pregnancy and post partum.

1.Primary Hyperthyroidism is accompanied by elevated T3 & T4 values along with depressed TSH level.

2.Primary Hypothyroidism is accompanied by depressed T3 & T4 levels and elevated TSH levels.

3.Normal T4 levels accompanied by high T3 levels are seen in patients with T3 Thyrotoxicosis.

4.Slightly elevated T3 levels may be found in pregnancy and estrogen therapy, while depressed levels may be encountered in severe illness, malnutrition, renal failure and during therapy with drugs like propranolol and propylthiouracil.

5.Although elevated TSH levels are nearly always indicative of primary hypothyroidism, rarely they can result from TSH secreting pituitary tumors(secondary).

* Sample processed at Parkline

--- End Of Report ---

Jyothi Kiranmai
Regd. No: 52272
MD PATHOLOGY

The Test marked with *are not accredited by NABL.

Page 13 of 14

Lab Timings (Weekdays) : 7.00 am to 8.30 pm

Sundays & Holidays :7.00 am to 1.00 pm

Radiologists Timings(Weekdays) : 7.30 am to 1.30 pm
& 5.45 pm to 7.45 pm

Sundays & Holidays : 7.30 am to 9.30 am

Free Home Visit for Sample Collection.

Call : 7995421787, 7093445852,8121147282, 9885202212



PARKLINE DIAGNOSTICS PVT. LTD.


L.G. 3, 4 & 5, Bhuvana Towers, S.D. Road, Secunderabad - 500 003 Tel : +91 40-2784 5852, 6649 1787

Fax : +91 40 2784 7864 Email parklinediagnostics@gmail.com www.parklinediagnostics.com



NABL Accredited
Certificate No.MC-2566

TEST REPORT

Name : **MS.THOTAKURI RAJANI [SPOUSE]** TID/SID : UMR0724504/ 23242935
Age / Gender : 47 Years / Female Registered on : 26-Feb-2022 / 08:42 AM
Ref.By : - Collected on : 26-Feb-2022 / 08:44 AM
Req.No  Reported on : 26-Feb-2022 / 14:56 PM
Reference : Medi Wheel
BIL1829000

DEPARTMENT OF CLINICAL BIOCHEMISTRY I

Uric Acid, Serum

Investigation	Observed Value	Units	Biological Reference Interval
Uric Acid.	5.66	mg/dL	1.9-7.5 mg/dL
Method:Uricase			

* Sample processed at Parkline

--- End Of Report ---

Jyothi Kiranmai
Regd. No: 52272
MD PATHOLOGY

The Test marked with *are not accredited by NABL.

Page 14 of 14

Lab Timings (Weekdays) : 7.00 am to 8.30 pm

Sundays & Holidays :7.00 am to 1.00 pm

Radiologists Timings(Weekdays) : 7.30 am to 1.30 pm
& 5.45 pm to 7.45 pm

Sundays & Holidays : 7.30 am to 9.30 am

Free Home Visit for Sample Collection.

Call : 7995421787, 7093445852,8121147282, 9885202212