



MURUGAN HOSPITALS
HEALING HANDS

NAME: MR.DURKA GANESH
AGE / SEX : 33 Y/MALE
CONSULTAN: DR.ARUN PRAKASH

UHID : MH20220040810
OP/IP : OP
DATE :16.10.2022

DENTAL

- Maxilla – No abnormal defecit.
- Sinus – No abnormal defecit.
- Nasal Cavity – No abnormal defecit.
- Air spaces not included in the limited volume.
- Otherwise normal .



CONSULTANT DENTISIT

264/125, Kilpauk Garden Road, Kilpauk, Chennai - 600 010.

☎ : +91 44 4644 8989 / 75500 53335 email : muruganhosp@gmail.com

Website : www.muruganhospitals.in



MURUGAN HOSPITALS
HEALING HANDS

NAME: MR. DURKA GANESH
AGE / SEX : 33 Y/MALE
CONSULTANT: DR. ARUN PRAKASH

UHID : MH20220040810
OP/IP : OP
DATE : 16.10.2022

ENT

Bilateral Ear :

Normal; no obvious reduction in conduction of sound or any other pathology.

Bilateral Nose :

No nasal deviation / septal defect.

Throat :

Clear and malampati class I.





MURUGAN HOSPITALS
HEALING HANDS

NAME : MR.DURKA GANESH
AGE /GENDER: 33YRS/ MALE
CONSULTANT: DR.ARUNPRAKASH

UHID : MH20220040810
IP/OP : OP
DATE : 16.10.2022

X-RAY CHEST (PA VIEW)

- The cardio thoracic ratio is normal
- The heart size and configuration are within normal limits
- The aortic arch is normal
- The lung fields show normal broncho- Vascular markings
- Both the pulmonary hila are normal in size
- The costophrenic and cardiophrenic recesses and the domes of diaphragm are normal
- The bones and soft tissues of the chest wall show no abnormality

IMPRESSION:

Normal Study



264/125, Kilpauk Garden Road, Kilpauk, Chennai - 600 010.

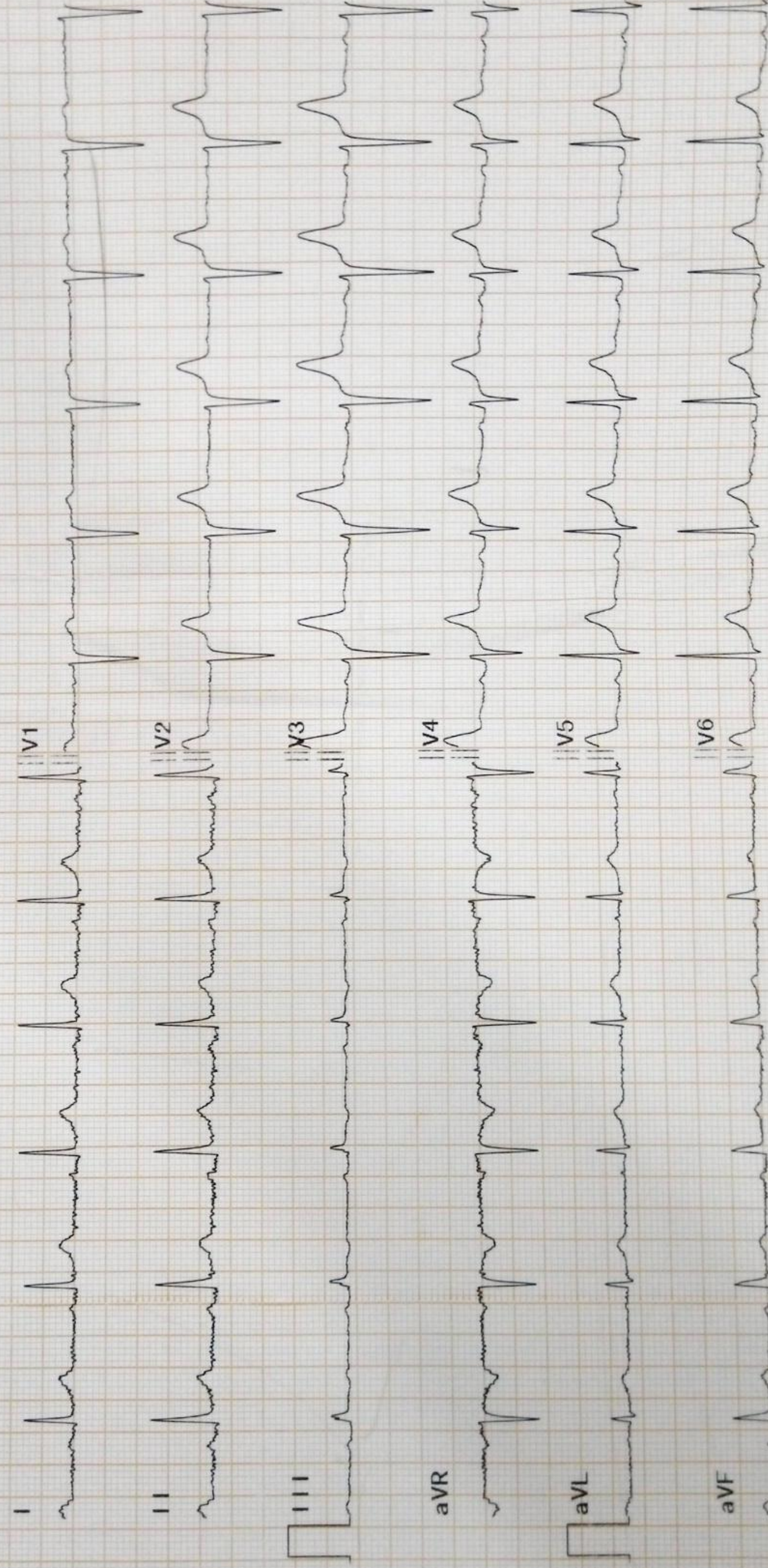
☎ : +91 44 4644 8989 / 75500 53335 email : muruganhosp@gmail.com

Website : www.muruganhospitals.in

ID : 2210160001
Name : MR. DURKA GANESH
Sex : Male
Divisions:
HR 75 bpm
P Dur PR int 98 / 158ms
QRS Dur 100ms
QT/QTc int 372 / 414 ms
P QRS/T axis 49 / 46 / 32 °

Data Time : 2022-10-16 09:32
Age 33
BP 140 / 80 mmHg
Bed No. :
RV5/SV1 amp 1.014 / 1.237mV
RV5+SV1 amp 2.251mV
RV6/SV2 amp 1.347 / 1.177mV

Patient ID:
Height : 172 cm
Weight : 76 kg
Hospital No. :
Hospital : MURUGAN HOSPITALS
Diagnosis Info
800: Sinus Rhythm
701: Poor R Progression (V2, V3)



Rhy I I

Diagnosis for reference. ask your doctor to confirm
AUTO PRINT 6X2+1R 75bpm 10 mm-mV 0.50Hz-45Hz AC 60Hz 25 mm-sec
Confirmed By: **SIDHARTHAN, MD-DM.** Consultant Cardiologist
Reg No: 62979

Sidharthan

MURUGAN HOSPITALS

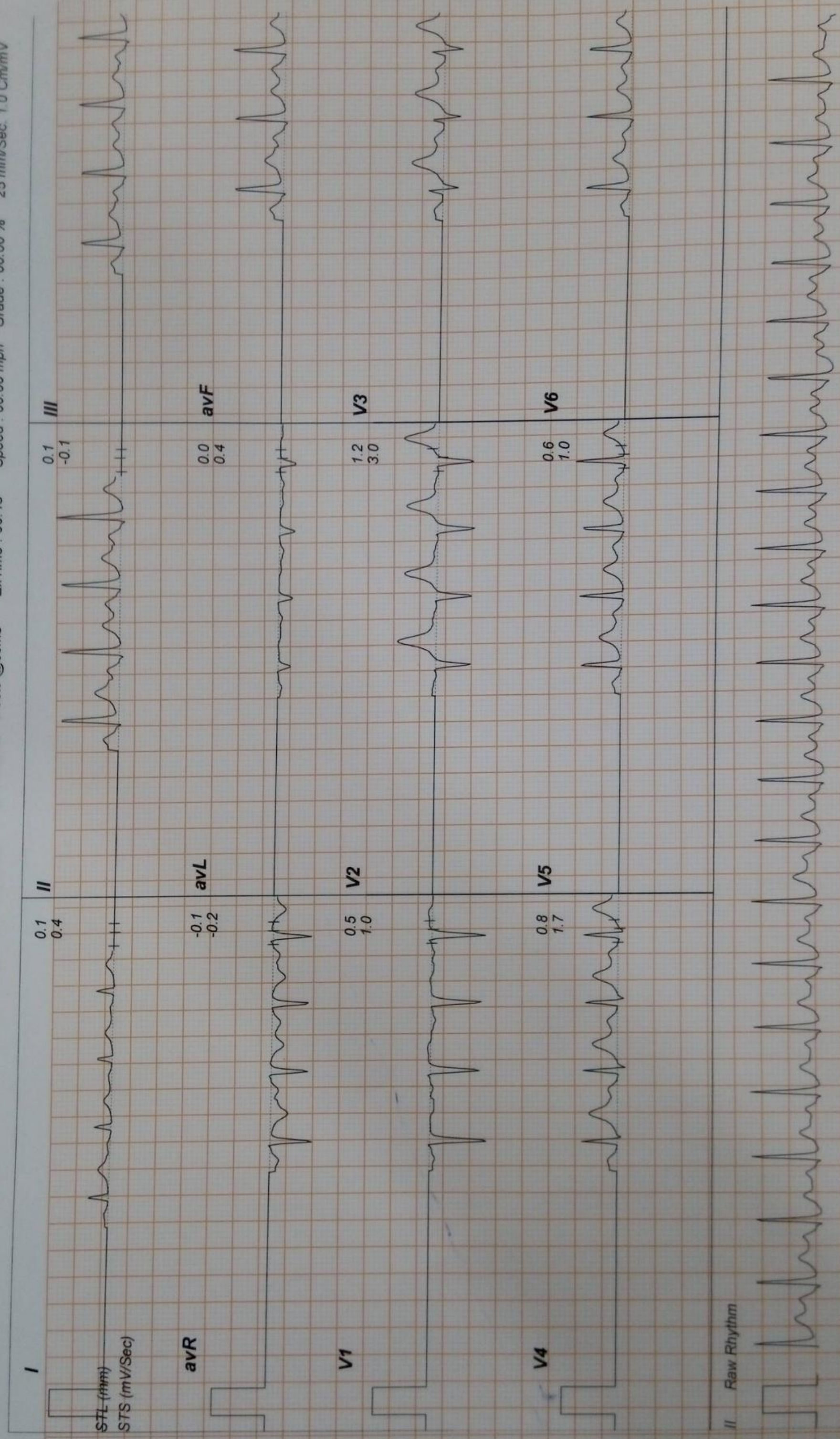
Chennai

40810 / MR.DURKA GANESH / 33 Yrs / Male / 76 Kg / 172 Cm / Non Smoker

Date: 16 / 10 / 2022 12:36:17 PM METs : 01.00 HR : 135 Target HR : 72% of 187 BP : 140/80 PostU @60ms ExTime : 00:43

Speed : 00.00 mph Grade : 00.00 % 25 mm/Sec. 1.0 Cm/mV

Linked Medians Report
SUPINE



RMS TMT MARK-II(4.0) RECORDERS AND MEDICARE SYSTEMS (P) LTD, CHANDIGARH

MICRO MED CHARTS

MURUGAN HOSPITALS

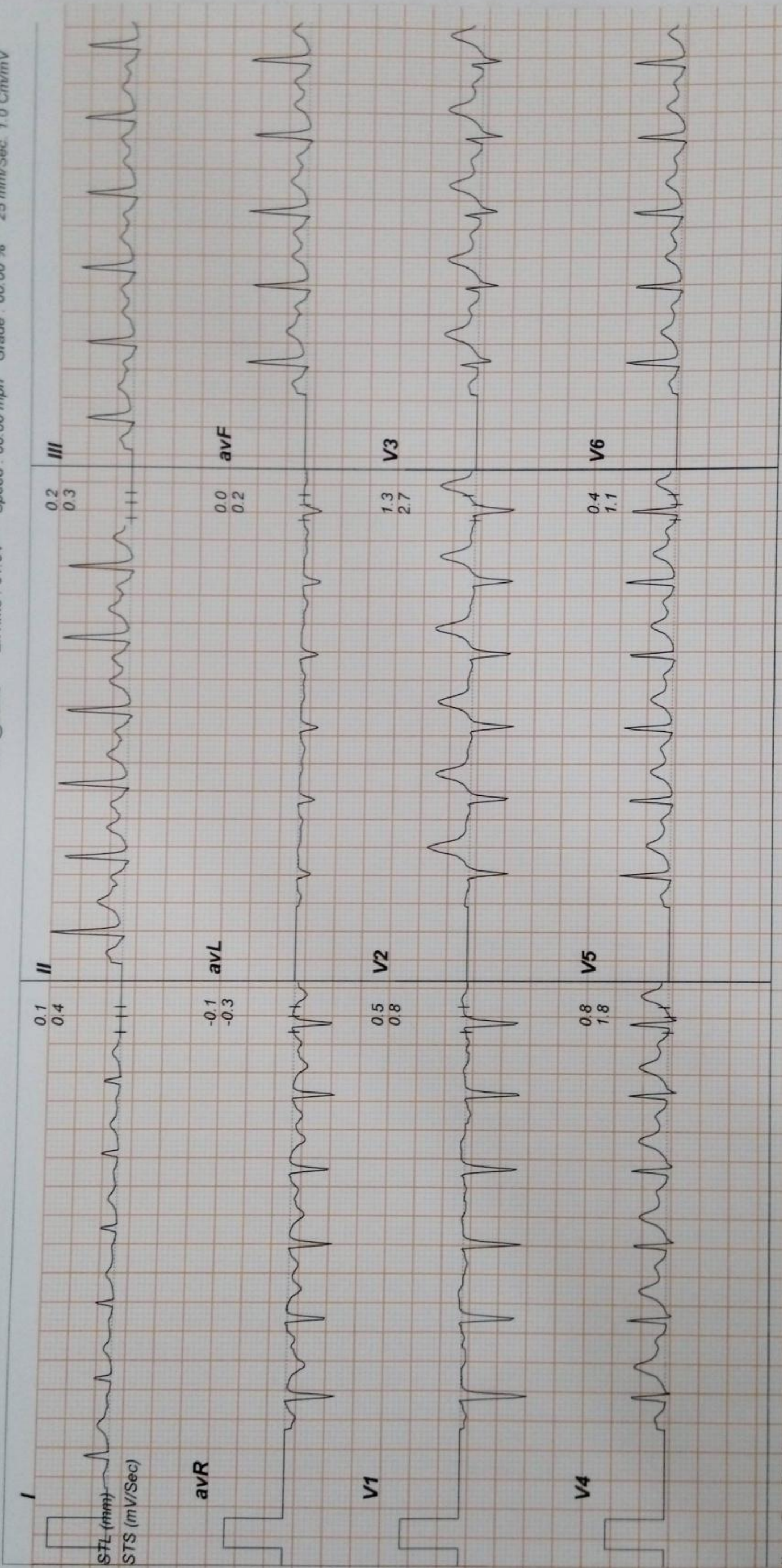
Chennai
40810 / MR.DURKA GANESH / 33 Yrs / Male / 76 Kg / 172 Cm / Non Smoker

Date: 16 / 10 / 2022 12:36:17 PM METs : 01.00 HR : 140 Target HR : 74% of 187 BP : 140/80 PostJ @60ms

Linked Medians Report
STANDING



Speed : 00.00 mph Grade : 00.00 % 25 mm/Sec 1.0 Cm/mV



RMS TMT MARK-II(4.0) RECORDERS AND MEDICARE SYSTEMS (P) LTD, CHANDIGARH

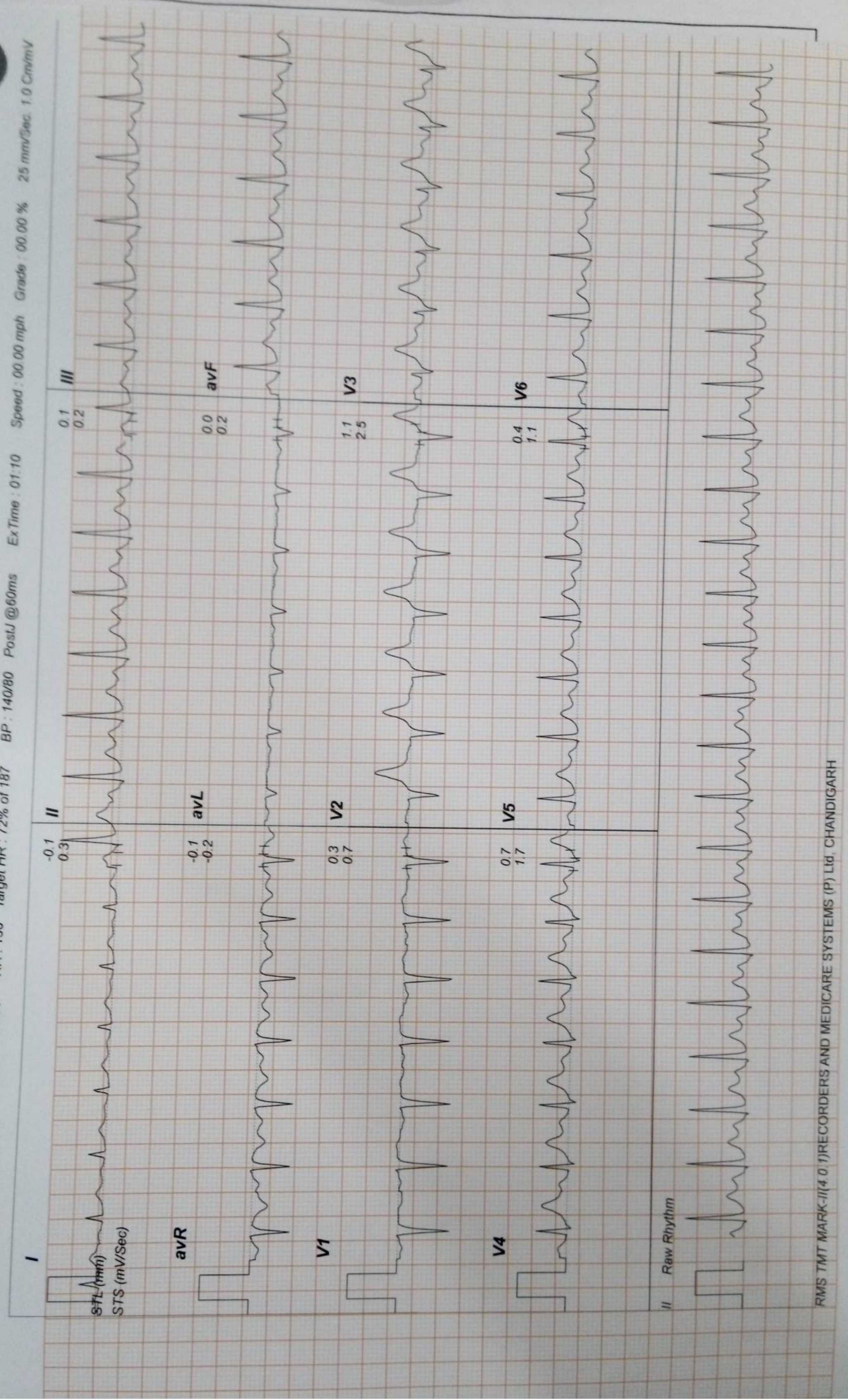
MICRO MED CHARTS

MURUGAN HOSPITALS

Chennai
40810 / MR.DURKA GANESH / 33 Yrs / Male / 76 Kg / 172 Cm / Non Smoker

Date: 16 / 10 / 2022 12:36:17 PM METs : 01.00 HR : 136 Target HR : 72% of 187 BP : 140/80 PostJ @60ms ExTime : 01:10 Speed : 00.00 mph Grade : 00.00 % 25 mm/Sec 1.0 Cm/mV

Linked Medians Report
HV



MURUGAN HOSPITALS

Chennai

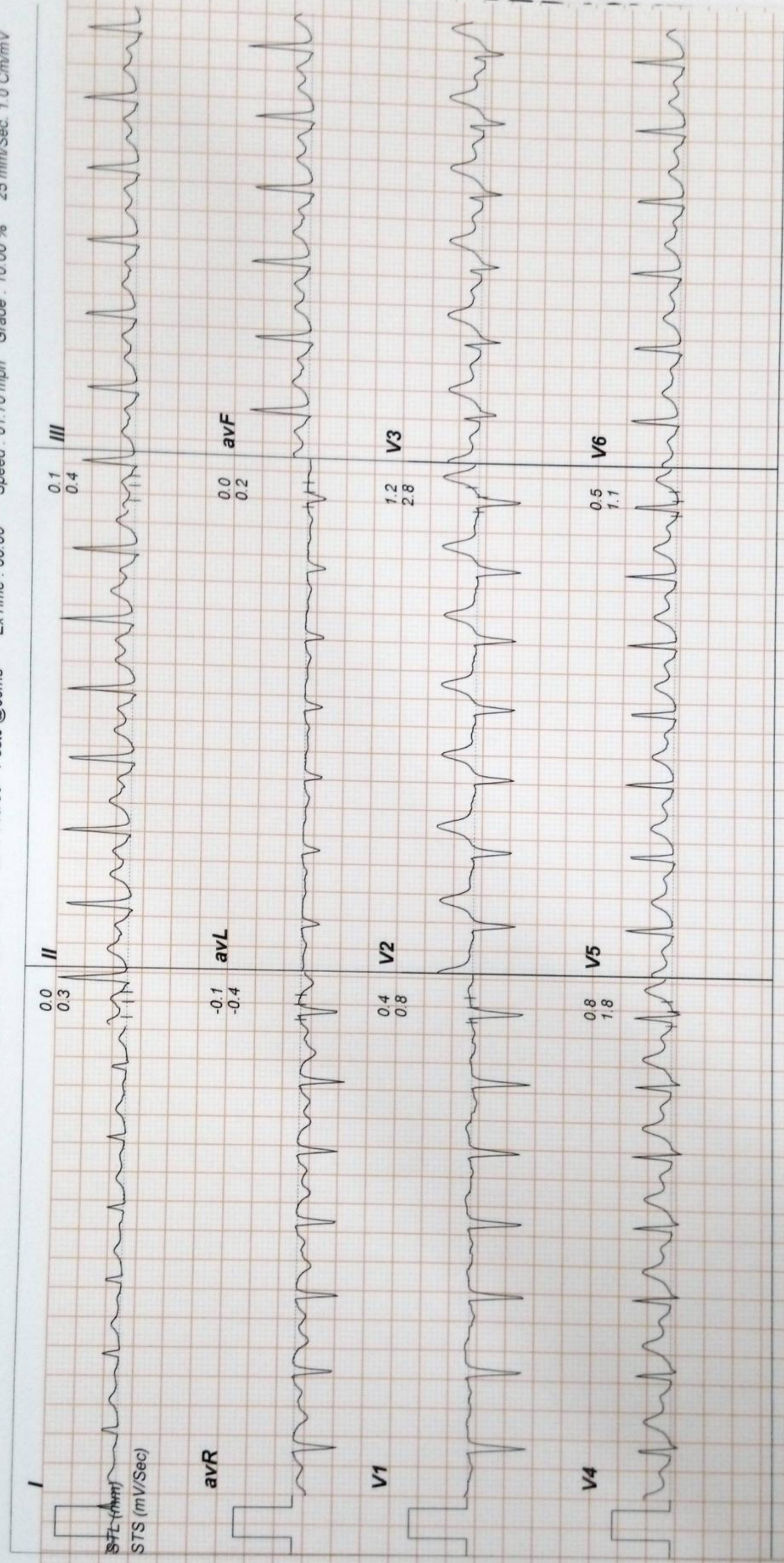
40810 / MR.DURKA GANESH / 33 Yrs / Male / 76 Kg / 172 Cm / Non Smoker

Date: 16 / 10 / 2022 12:36:17 PM METs : 01.00 HR : 140 Target HR : 74% of 187 BP : 140/80 PostJ @60ms

Linked Medians Report
ExStrt



Speed : 01.70 mph Grade : 10.00 % 25 mm/Sec. 1.0 Cm/mV



RMS TMT MARK-II(4 0.1)RECORDERS AND MEDICARE SYSTEMS (P) LIG, CHANDIGARH

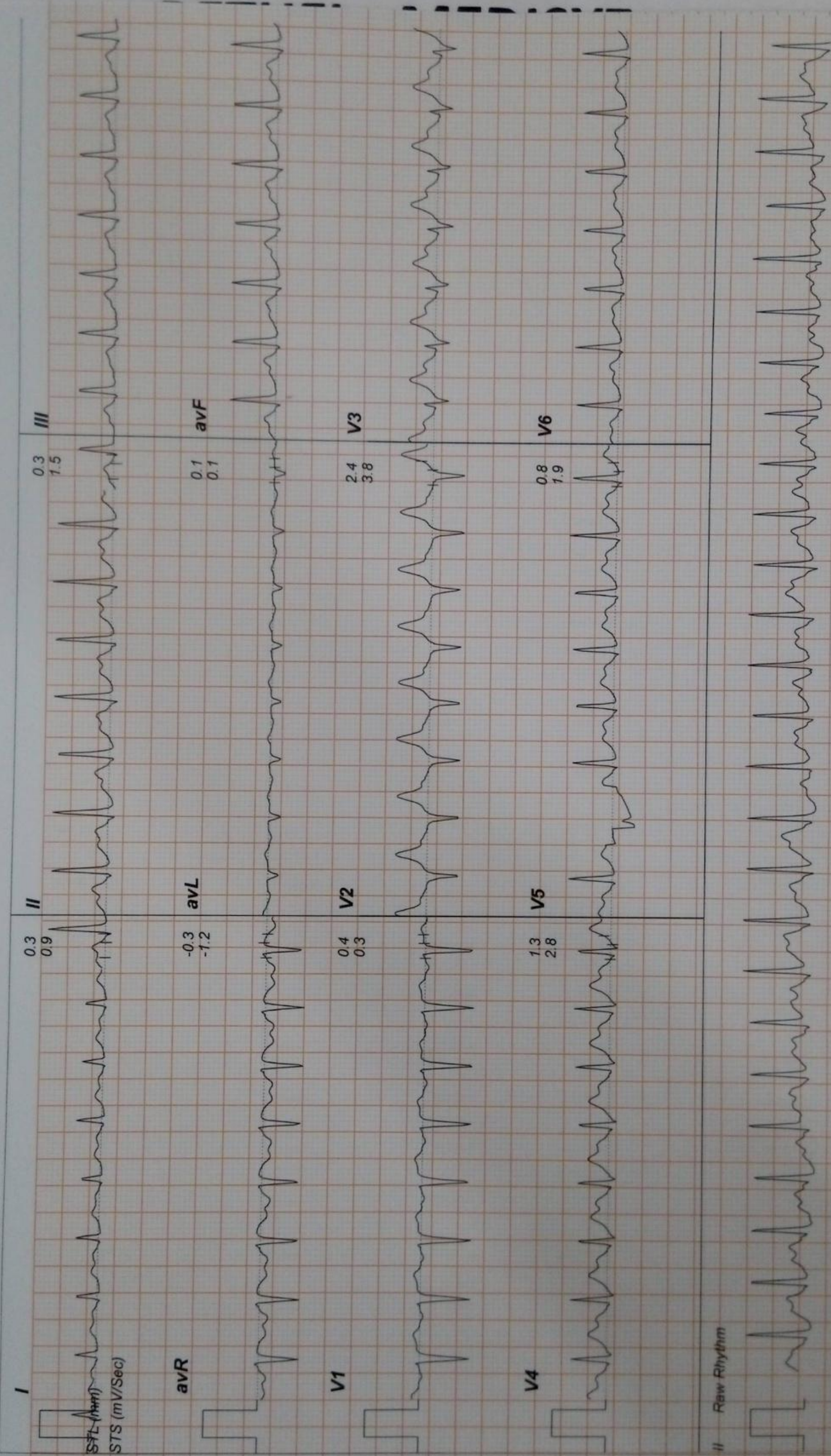
MICRO MED CHARTS

MURUGAN HOSPITALS

Chennai
40810 / MR DURKA GANESH / 33 Yrs / Male / 76 Kg / 172 Cm / Non Smoker

Date: 16 / 10 / 2022 12:36:17 PM METs : 04.70 HR : 157 Target HR : 83% of 187 BP : 140/90 PostJ @60ms ExTime : 03:00 Speed : 01.70 mph Grade : 10.00 % 25 mm/Sec. 1.0 Cm/mV

Linked Medians Report
BRUCE : Stage 1 (03:00)
RMS



RMS TMT MARK-II (4.0) RECORDERS AND MEDICARE SYSTEMS (P) LTD. CHANDIGARH

MICRO MED CHARTS

MURUGAN HOSPITALS

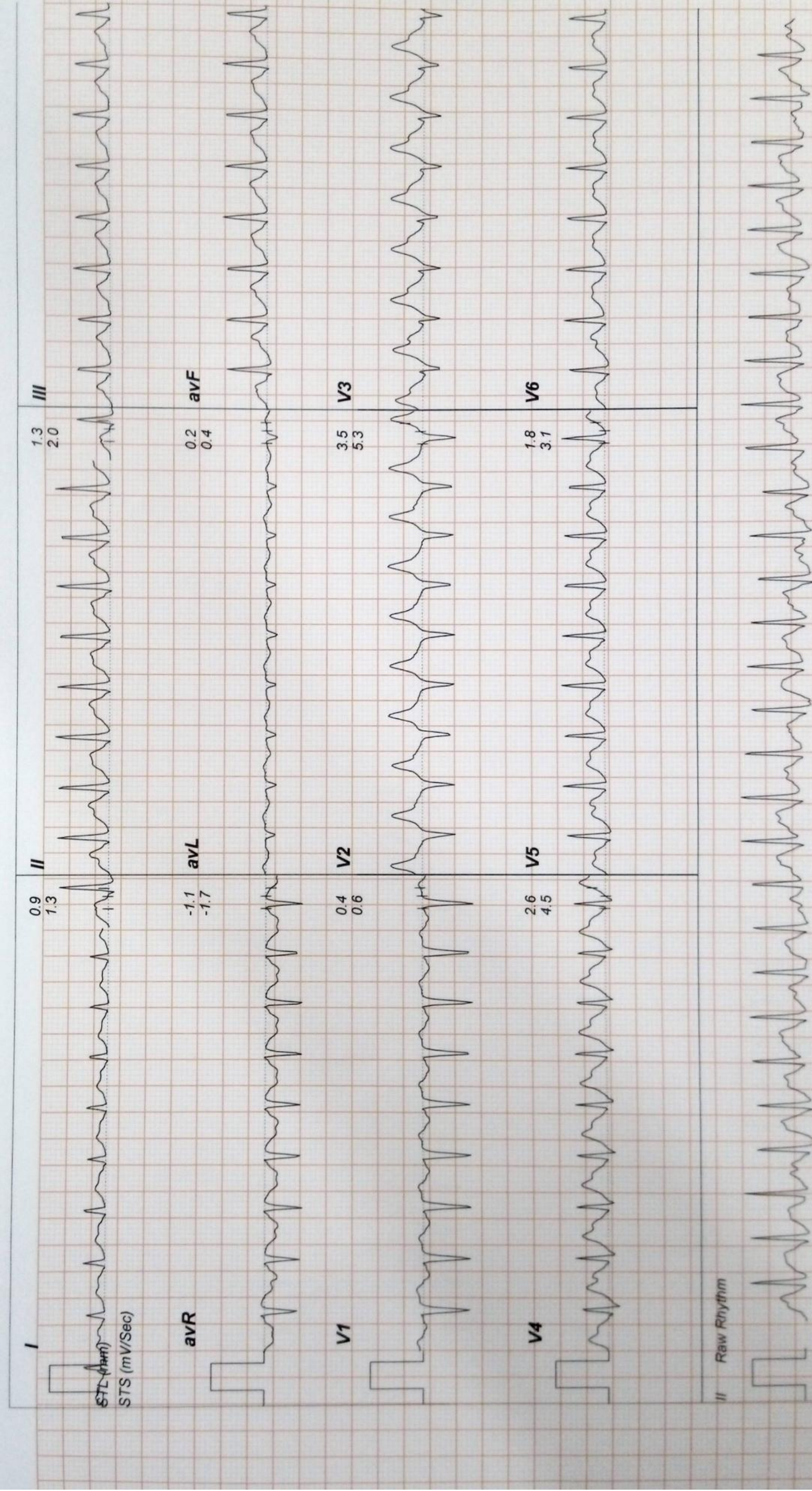
Chennai

40810 / MR.DURKA GANESH / 33 Yrs / Male / 76 Kg / 172 Cm / Non Smoker

Date: 16 / 10 / 2022 12:36:17 PM METs : 07.10 HR : 180 Target HR : 96% of 187 BP : 150/100 PostJ @60ms

Speed : 02.50 mph Grade : 12.00 % 25 mm/Sec. 1.0 Cm/mV

Linked Medians Report
BRUCE : Stage 2 (03:00)



RMS TMT MARK-II(4.0.1)RECORDERS AND MEDICARE SYSTEMS (P) Ltd. CHANDIGARH

MICRO MED CHARTS

MURUGAN HOSPITALS

Chennai
40810 / MR DURKA GANESH / 33 Yrs / Male / 76 Kg / 172 Cm / Non Smoker

Date: 16 / 10 / 2022 12:36:17 PM METs : 10.20 HR : 191 Target HR : 102% of 187 BP : 160/100 PostJ @60ms



Linked Medians Report
BRUCE : Stage 3 (03:00)

Speed : 03.40 mph Grade : 14.00 % 25 mm/Sec. 1.0 Cm/mV

ExTime : 09:00

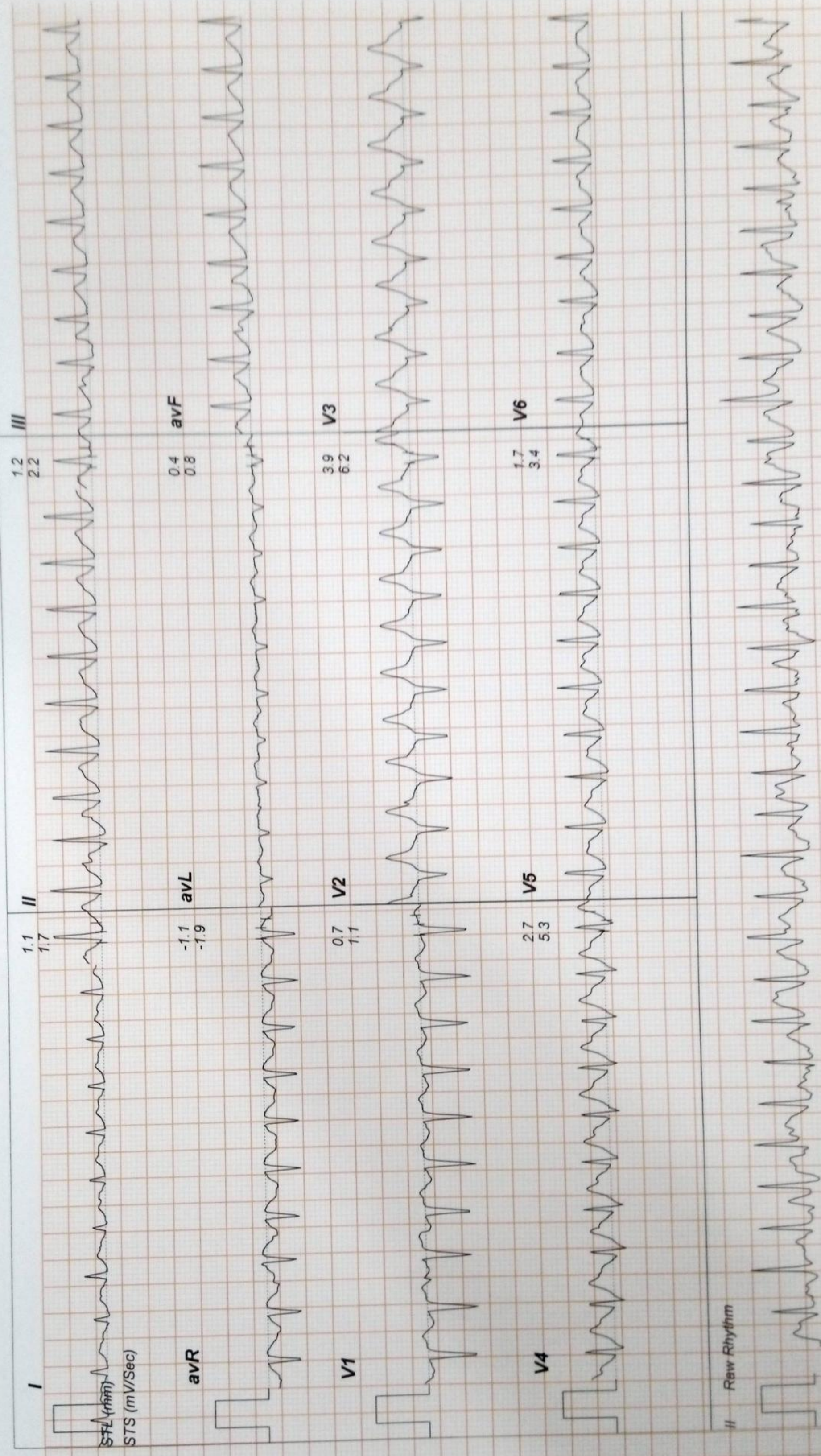
PostJ @60ms

BP : 160/100

HR : 191 Target HR : 102% of 187

METs : 10.20

Date: 16 / 10 / 2022 12:36:17 PM



RMS TMT MARK-II(4 0.1)RECORDERS AND MEDICARE SYSTEMS (P) LTD, CHANDIGARH

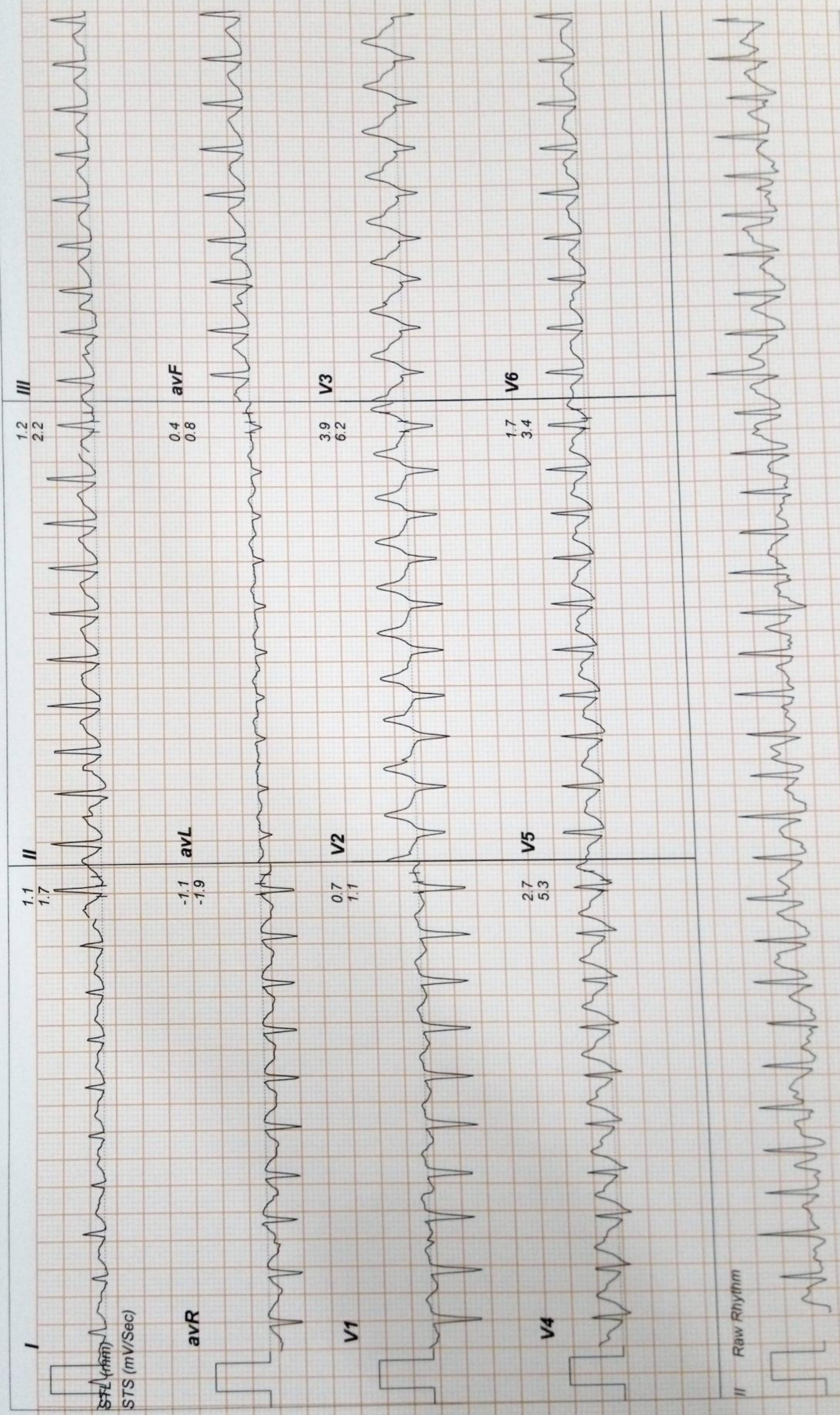
MICRO MED CHARTS

MURUGAN HOSPITALS

Chennai
40810 / MR.DURKA GANESH / 33 Yrs / Male / 76 Kg / 172 Cm / Non Smoker

Date: 16 / 10 / 2022 12:36:17 PM METs : 10.20 HR : 191 Target HR : 102% of 187 BP : 160/100 PostJ @60ms Ex.Time : 09:00 Speed : 04.20 mph Grade : 16.00 % 25 mm/Sec. 1.0 Cm/mV

Linked Medians Report
PeakEx



RMS TMT MARK: (4.0) RECORDERS AND MEDICARE SYSTEMS (P) LTD, CHANDIGARH

MICRO MED CHARTS

MURUGAN HOSPITALS

Chemnal
40810 / MR. DURKA GANESH / 33 Yrs / Male / 76 Kg / 172 Cm / Non Smoker

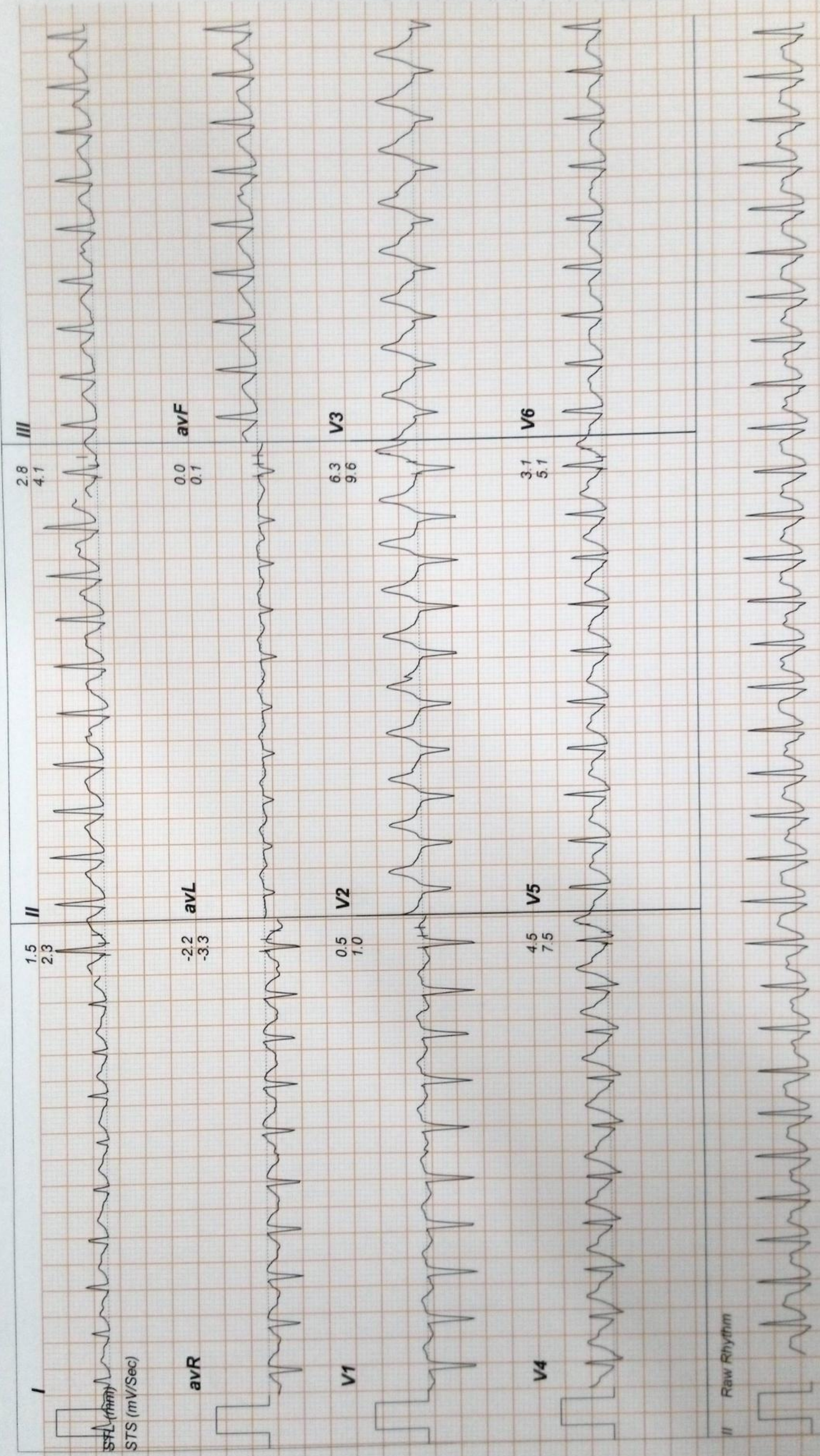
Date: 16 / 10 / 2022 12:36:17 PM METs : 04.20 HR : 182 Target HR : 97% of 187

BP : 150/90 PostJ @57ms

ExTime : 09:00

Speed : 01.10 mph Grade : 00.00 % 25 mm/Sec. 1.0 Cm/mV

Linked Medians Report
Recovery : (01:00)



RMS TMT MARK-1/4 0.1 RECORDERS AND MEDICARE SYSTEMS (P) Ltd, CHANDIGARH

MICRO MED CHARTS



LAB REPORT


Patient Name : Mr. DURKA GANESH.T
Age / Gender : 33-Years / Male
UHID ID : MH20220040810
Doctor Name : Dr. ARUN PRAKASH

OP Report No. : INVA2107407
Bill No. : INV2204631
Sample Date : 16/10/2022 - 10:14 PM
Report Date : 16/10/2022 - 09:29 PM

Test Name	Result	Units	Reference Interval
ENDOCRINOLOGY			
T3	1.120	ng/ml	0.52-1.85
T4	9.002	ug/dl	5.0 -13.0 ug/dl
TSH	1.004	uIU/ml	0.39 - 6.16 uIU/ml

KAVYARASAN
Verified by

*** End of Report ***

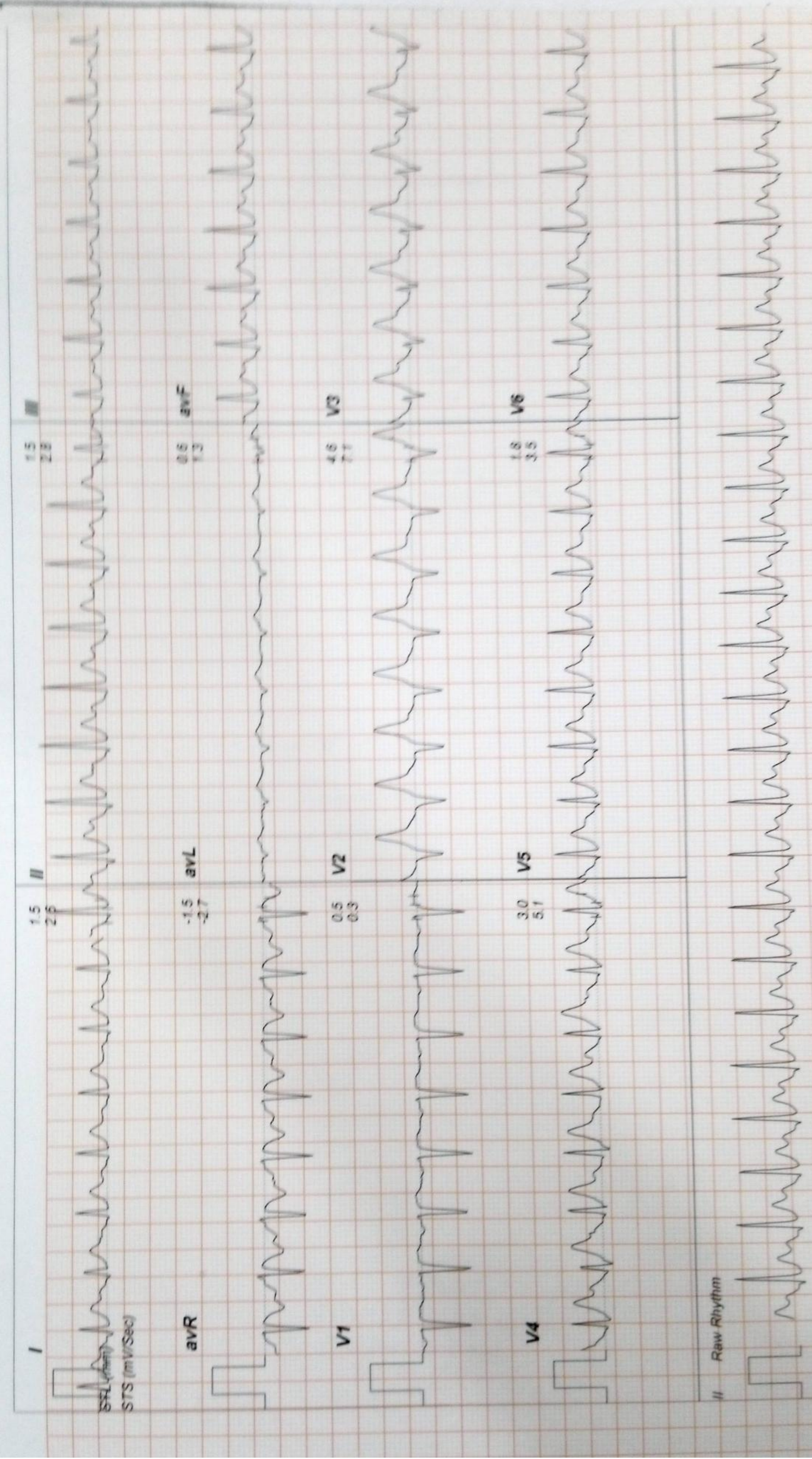


MURUGAN HOSPITALS

Chennai
40810 / MR DURKA GANESH / 33 Yrs / Male / 76 Kg / 172 Cm / Non Smoker

Date: 16 / 10 / 2022 12:36:17 PM METs: 01.00 HR: 143 Target HR: 76% of 187 BP: 140/90 Post/J @60ms Ex Time: 09:00 Speed: 00.00 mph Grade: 00.00 % 25 mm/Sec: 1.0 Cm/mV

Linked Medians Report
Recovery: (03:00)



RMS TMT MARK-11(4.0) RECORDERS AND MEDICARE SYSTEMS (P) L191, CHANDIGARH

MICRO MED CHARTS

Name: MR. DURKA GANESH
Patient ID: 40810

Age/Gender: 33/Male
Referred by:- DR. ARUN PRAKASH

Date: 16-Oct-2022

Test Summary - :

Stage	Stage Time Min:Sec	Speed (mph)	Grade %	METs	HeartRate (bpm)	B . P . (mmHg)	R.P.P x100	PVC	Comments
Supine				1.0	137	140/80	191	0	
Standing				1.0	140	140/80	196	0	
HV				1.0	136	140/80	196	0	
ExStart				1.0	143	140/80	200	0	
Stage 1	3:00	1.7	10.0	4.7	158	140/90	221	0	
Stage 2	3:00	2.5	12.0	7.1	180	150/100	270	5	
Stage 3	3:00	3.4	14.0	10.2	200	160/100	320	3	
PeakEx	3:00	3.4	14.0	10.2	191	160/100	305	0	
Recovery	1:00	1.1	0.0	4.3	196	150/90	294	0	
Recovery	3:00	0.0	0.0	1.0	189	140/90	264	0	
Recovery	4:32	0.0	0.0	1.0	150	130/90	195	0	

FINDINGS:-

Exercise Time : 9:01 minutes
 Max HR attained : 191 bpm 102% of Target 187
 Max BP : 160/100
 Max WorkLoad attained : 10.2 (Good Effort Tolerance)
 No Significant ST segment changes noted during exercise or recovery.
 No Angina/Arrhythmia/S3/murmur
 Final Impression : Test is Negative for inducible ischaemia.

ADVICE:-

SIDHARTHAN, MD.,DM.
 Consultant Cardiologist
 Reg. No.: 62979
 DR. SIDDHARTHAN

Client Name: Mr. DURKA GIPNESH Age: 33 Sex: M Date: 16/10/22 Reporting Pattern

Phase Name	Stage Name	Time in Stage	Speed (mph)	Grade (%)	Workload (METs)	HR (bpm)	BP (mmHg)	RPP
PRETEST	SUPINE	0	0	0	1.0	137	140/80	191
	SITTING							
	STANDING	0	0	0	1.0	140	140/80	196
	HYPERVENTILATION	0	0	0	1.0	136	140/80	195
	WARM UP							
EXERCISE	STAGE 1	3:00	1.7	10.0	4.7	158	140/90	221
	STAGE 2	3:00	2.5	12.0	7.1	180	150/100	270
	STAGE 3	3:00	3.4	14.0	10.2	200	160/100	320
	STAGE 4							
	STAGE 5							
	PEAK EXERCISE	3:00	3.4	14.0	10.2	191	160/100	305
RECOVERY	RECOVERY	1:00	1.1	0.0	4.3	196	150/90	294
	RECOVERY	3:00	0.0	0.0	1.0	189	140/90	264
	RECOVERY	4:30	0.0	0.0	1.0	150	130/90	195
	RECOVERY							
	RECOVERY							

The protocol used - BRUCE

Total Exercise Time - 9:01 min

Maximum Blood Pressure - 160/100

Maximum Workload - 10.2

Maximum heart rate - 191 bpm

Maximum predicted heart rate

102 %

187

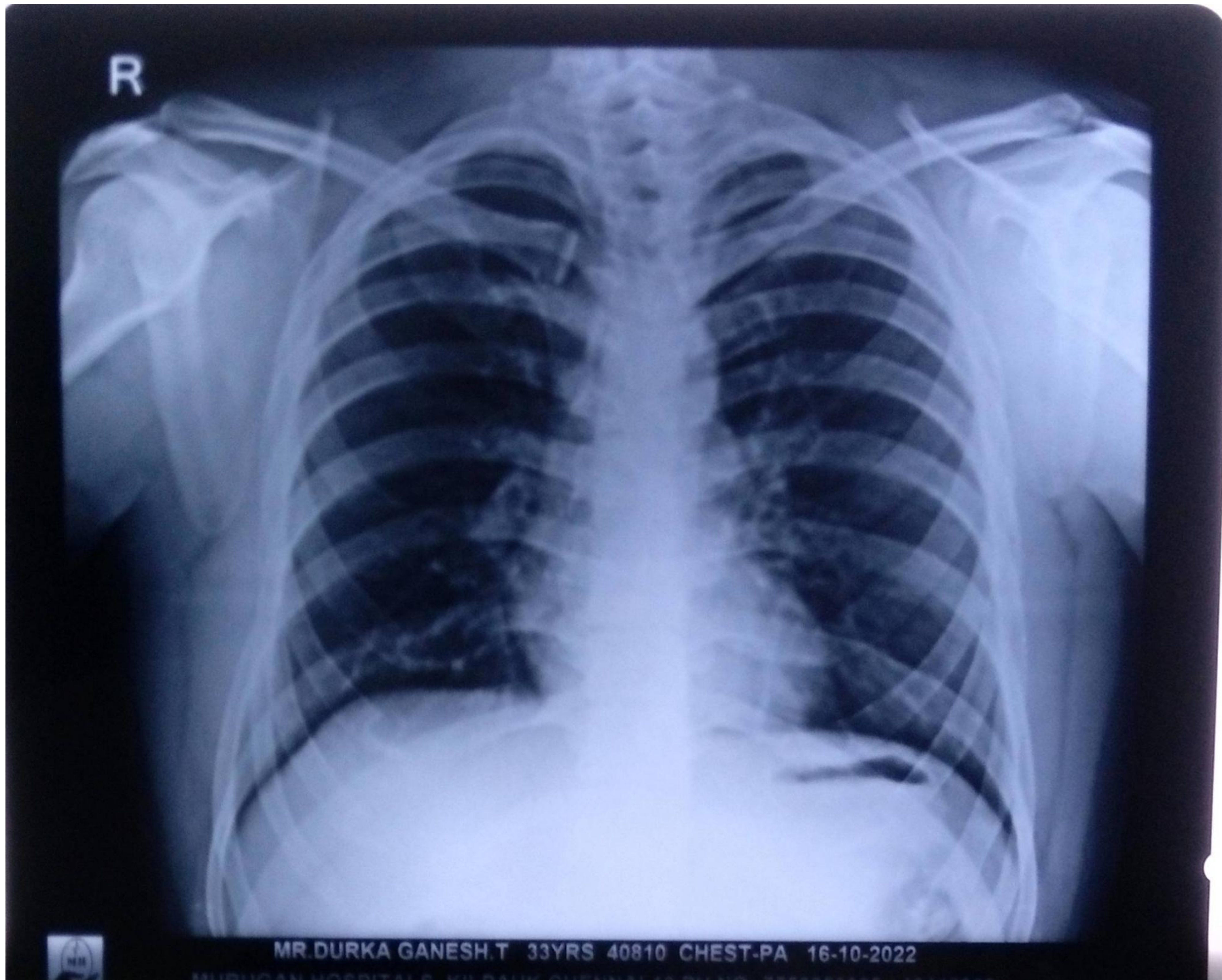
Reason for termination - Test is negative for inducible ischaemia.

Comments

Name & Address of the Cardiologist

Sidharthan
SIDHARTHAN, MD, DM.
 Consultant Cardiologist
 Reg No. 62979
 Signature of the Cardiologist
 Qualification
 Code No.

Each stage should have 12 lead tracing with long lead II. Each lead should contain atleast three complexes. On separate individual paper each stage with relevant observations be recorded.



Scanned by TapScanner



LAB REPORT

Patient Name : Mr. DURKA GANESH.T
Age / Gender : 33-Years / Male
UHID ID : MH20220040810
Doctor Name : Dr. ARUN PRAKASH

OP Report No. : INVA2107407
Bill No. : INV2204631
Sample Date : 16/10/2022 - 10:14 PM
Report Date : 16/10/2022 - 06:46 PM

Test Name	Result	Units	Reference Interval
HAEMATOLOGY			
Complete Blood Cell Count(CBC)			
HAEMOGLOBIN	13.7	gms/dl	male :13.0 - 17.0 female :12.0 - 15.0
PACKED CELL VOLUME	44.9	%	male : 40 - 50 female : 36 - 46
RBC COUNT	<u>4.95</u>	millions cells/cu.mm	female: 3.8 - 4.8 male : 4.5 - 5.5
TOTAL WBC	5,400	Cells/Cumm	4,000 - 11,000
Differential Count			
NEUTROPHILS	49	%	40 - 65
LYMPHOCYTES	45	%	30-50
EOSINOPHILS	04	%	01-06
MONOCYTES	02	%	1-10
BASOPHILS	00	%	0-2
ESR 60 MTS	15	mm	5 - 20
PLATELET COUNT	2.48	Lakhs/cumm	1.5 - 4.5
MCV	90.9	fL	76 - 96
MCH	27.6	pg	27 - 32
MCHC	30.5	gms/dl	30 - 36

INTERPRETATION: Test done on automated three part cell counter, all abnormal results are reviewed and confirmed microscopically

BLOOD GROUPING & RH TYPING " A " POSITIVE

Healing Hearts and Lives

264/125, Kilpauk Garden Road, Kilpauk, Chennai - 600 010.
Phone : +91 44 4644 8989 / 75500 53335 | Email : muruganhosp@gmail.com
Website : www.muruganhospitals.in



LAB REPORT

Patient Name : Mr. DURKA GANESH.T
Age / Gender : 33-Years / Male
UHID ID : MH20220040810
Doctor Name : Dr. ARUN PRAKASH

OP Report No. : INVA2107407
Bill No. : INV2204631
Sample Date : 16/10/2022 - 10:14 PM
Report Date : 16/10/2022 - 06:46 PM

Test Name	Result	Units	Reference Interval
BIO CHEMISTRY			
BLOOD SUGAR FASTING	80	mgs/dl	70-110
BLOOD SUGAR POST PRANDIAL	90	mgs/dl	80- 160
SERUM CREATININE	1.0	mg/dl	0.6-1.4
SERUM URIC ACID	3.2	mg/dl	male 3.1-7.0 , female 2.5-5.6
LIPID PROFILE			
TOTALCHOLESTEROL	172	mg/dl	< 200
TRIGLYCERIDE	175	mg/dl	< 150
HDL	42	mg/dl	35 - 80
VLDL	<u>35</u>	mg/dl	2 to 30
LDL	95	mg/dl	<130
CHOLESTEROL/ HDL RATIO	4.0	mg/dl	



MURUGAN HOSPITALS

HEALING HANDS



LAB REPORT

Patient Name : Mr. DURKA GANESH.T
 Age / Gender : 33-Years / Male
 UHID ID : MH20220040810
 Doctor Name : Dr. ARUN PRAKASH

OP Report No. : INVA2107407
 Bill No. : INV2204631
 Sample Date : 16/10/2022 - 10:14 PM
 Report Date : 16/10/2022 - 06:46 PM

Test Name	Result	Units	Reference Interval
LIVER FUNCTION TEST			
BILLIRUBIN(TOTAL)	0.5	mg/dl	0.0 -1.0
BILLIRUBIN(DIRECT)	0.2	mg/dl	0.1- 0.30
BILLIRUBIN(INDIRECT)	0.3	mg/dl	0.2-0.8
SGOT	15	IU/L	0-38
SGPT	23	IU/L	0.0-40
ALKALINE PHOSPHATASE	40	IU/L	40-140
			4-6Years 93-309
			13-15Years 74-390
TOTAL PROTEIN	7.9	gm/dl	6.6-8.7
ALBUMIN	4.8	gm/dl	3.5 - 5.5
GLOBULIN	3.1	gm/dl	2.0-3.5
AG RATIO	1.5		
GAMMA G T	19	U/L	male<49 female<32
BLOOD UREA NITROGEN	9.3	mg/dl	7-21
HBA1C	5.4	%	normal: <6.0 good control: 6.1-7.0 fair control: 7.1- 8.0 poor control:8.1 -10.0 unsatisfactory: >10.0



LAB REPORT

Patient Name : Mr. DURKA GANESH.T
Age / Gender : 33-Years / Male
UHID ID : MH20220040810
Doctor Name : Dr. ARUN PRAKASH

OP Report No. : INVA2107407
Bill No. : INV2204631
Sample Date : 16/10/2022 - 10:14 PM
Report Date : 16/10/2022 - 06:46 PM

Test Name	Result	Units	Reference Interval
-----------	--------	-------	--------------------

CLINICAL PATHOLOGY

Stool Routine

General Examination(STOOL)

COLOUR	Brown		
CONSISTENCY	Semi solid		
MUCUS	Absent		
BLOOD	Absent		

Microscopy (Saline and Iodine mount)(STOOL)

CYST	Absent		
Trophozoites	Absent		
Red Blood Cells	Absent		
PUS CELLS	2 - 3		
OTHERS	Nil		

stool routine

OVA	Absent	PAD	
URINE SUGAR (F)	Nil		
URINE SUGAR (PP)	Nil		



MURUGAN HOSPITALS

HEALING HANDS



LAB REPORT

Patient Name : Mr. DURKA GANESH.T
 Age / Gender : 33-Years / Male
 UHID ID : MH20220040810
 Doctor Name : Dr. ARUN PRAKASH

OP Report No. : INVA2107407
 Bill No. : INV2204631
 Sample Date : 16/10/2022 - 10:14 PM
 Report Date : 16/10/2022 - 06:46 PM

Test Name	Result	Units	Reference Interval
URINE ROUTINE			
COLOUR	Pale yellow		
APPEARANCE	Clear		
REACTION	Acidic		
ALBUMIN	Nil		
DEPOSITES			
PUS CELLS	2 - 3	/ HPF	
EPI CELLS	1 - 2	/ HPF	
RBC COUNT	Nil	/ HPF	
CAST	Nil		
CRYSTALS	Nil		
OTHERS	Nil		

MALATHI
 Verified by

*** End of Report ***



Healing Hearts and Lives



MURUGAN HOSPITALS

HEALING HANDS



SCAN REPORT

NAME	:MR.DURKA GANESH.T	PATIENT ID	:MH20220040810
AGE/SEX	:33Years /MALE	IP / OP NO	:OP21032813
CONSULTANT	:DR.ARUN PRAKASH	DATE	:16/10/2022

ULTRA SOUND SCAN OF ABDOMEN

LIVER: Normal in size and normal in echotexture. No focal lesions are seen. No dilatation of intra-hepatic biliary radicals present. Hepatic veins and IVC appear normal. Portal vein is normal in caliber. Common bile duct is normal in caliber.

GALL BLADDER: Normal in size and wall thickness. No evidence of any calculus or mass present. No evidence of pericholecystic collections.

PANCREAS: Normal in size and echotexture. No focal lesions are seen. No evidence of calculi or calcifications. No evidence of pancreatic duct dilation.

PARA AORTIC AREAS: Aorta and IVC appear normal. No evidence of para aortic lymphadenopathy.

SPLEEN: Normal in size and measures-9.2 cm. Normal in echotexture. No evidence of focal lesions.

RIGHT KIDNEY: Measures 9.8 X 4.2 cm and is normal in size and echotexture. Cortico medullary differentiation is well maintained. There is no hydronephrosis or mass.

LEFT KIDNEY: Measures 9.9 X 3.8 cm and is normal in size and echotexture. Cortico medullary differentiation is well maintained. There is no calculus or hydronephrosis or mass.

Healing Hearts and Lives

264/125, Kilpauk Garden Road, Kilpauk, Chennai - 600 010. Phone : +91 44 4644 8989 / 75500 53335
Email : muruganhosp@gmail.com | Website : www.muruganhospitals.in

URINARY BLADDER: Partially distended.

PROSTATE: Grossly normal in size and measures- 2.4 x 3.1 x 2.6 cm echotexture. Volume- 10.8 cc.

Seminal vesicles appear normal

No ascites present. No retroperitoneal lymphadenopathy present.

IMPRESSION:

No significant abnormality detected in the visualized abdominal organs.


DR. SARAVANAN, MDRD.,
CONSULTANT RADIOLOGIST,