




PARKLINE DIAGNOSTICS PVT. LTD.

L.G. 3, 4 & 5, Bhuvana Towers, S.D. Road, Secunderabad - 500 003 Tel : 040-42038139, 27845852
7995421787, 7093445852 Email : parklinediagnostics@gmail.com www.parklinediagnostics.com



TEST REPORT

Name : **MS.PERI UMA [SPOUSE]** TID/SID : UMR1080657/ 25404976
 Age / Gender : 40 Years / Female Registered on : 07-Apr-2023 / 08:08 AM
 Ref.By : - Collected on : 07-Apr-2023 / 08:18 AM
 Req.No  Reported on : 07-Apr-2023 / 12:30 PM
 BIL2981084 Reference : Medi Wheel

DEPARTMENT OF CLINICAL PATHOLOGY

Complete Urine Examination (CUE), Urine

Investigation	Observed Value	Units	Biological Reference Interval
Colour Method:Photo detectors(instrument)	Light Yellow		Light Yellow
Appearance Method:Photo diode array sensor	Clear		Clear
Specific gravity Method:Ion concentration/colour indicator	1.005		1.003-1.030
Reaction and pH Method:Double Indicator	7.0		5.0-8.0
Protein Method:Protein Error of pH indicators	Negative		Negative
Glucose Method:Double sequential enzymatic/GOD-PAP	Negative		Negative
Urobilinogen Method:Reagent strip/Reflectance photometry	Negative		0.2-1.0 mg%
Ketones Method:Strip method/Nitroprusside method	Negative		Negative
Blood Method:Peroxidase	Negative		Negative
Bile Salt Method:Hays Method	Negative		Negative
Bile Pigment Method:Fouchets Method	Negative		Negative
Microscopic Examination			
Pus cells (leukocytes) Method:Microscopy Of Sediment	Occasional	/hpf	0-5 /hpf
RBC (erythrocytes) Method:Microscopy Of Sediment	Nil	/hpf	0-2 /hpf
Epithelial cells Method:Microscopy Of Sediment	Nil	/hpf	0-8 /hpf
Crystals Method:Microscopy Of Sediment	Nil	/lpf	Nil /lpf




PARKLINE DIAGNOSTICS PVT. LTD.

L.G. 3, 4 & 5, Bhuvana Towers, S.D. Road, Secunderabad - 500 003 Tel : 040-42038139, 27845852
7995421787, 7093445852 Email : parklinediagnostics@gmail.com www.parklinediagnostics.com



NABL Accredited
Certificate No.:MC-2566

TEST REPORT

Name : **MS.PERI UMA [SPOUSE]** TID/SID : UMR1080657/ 25404976
Age / Gender : 40 Years / Female Registered on : 07-Apr-2023 / 08:08 AM
Ref.By : - Collected on : 07-Apr-2023 / 08:18 AM
Req.No  Reported on : 07-Apr-2023 / 12:30 PM
Reference : Medi Wheel
BIL2981084

DEPARTMENT OF CLINICAL PATHOLOGY

Complete Urine Examination (CUE), Urine

Investigation	Observed Value	Units	Biological Reference Interval
Casts	Nil	/lpf	Nil
Method:Microscopy Of Sediment			/lpf
Others	Nil		Nil
Method:Microscopy Of Sediment			

* Sample processed at Parkline

--- End Of Report ---

Dr.Jyothi Kiranmai
Regd. No: 52272
MD PATHOLOGY






PARKLINE DIAGNOSTICS PVT. LTD.

L.G. 3, 4 & 5, Bhuvana Towers, S.D. Road, Secunderabad - 500 003 Tel : 040-42038139, 27845852
7995421787, 7093445852 Email : parklinediagnostics@gmail.com www.parklinediagnostics.com



NABL Accredited
Certificate No.:MC-2566

TEST REPORT

Name : **MS.PERI UMA [SPOUSE]** TID/SID : UMR1080657/ 25404974
Age / Gender : 40 Years / Female Registered on : 07-Apr-2023 / 08:08 AM
Ref.By : - Collected on : 07-Apr-2023 / 08:18 AM
Req.No  Reported on : 07-Apr-2023 / 12:06 PM
BIL2981084 Reference : Medi Wheel

DEPARTMENT OF HEMATOLOGY

Blood Grouping ABO And Rh Typing, EDTA Whole Blood

Parameter	Results
Blood Grouping (ABO)	B
Rh Typing (D)	POSITIVE -
Method:Agglutination	

* Sample processed at Parkline

--- End Of Report ---

Dr.Jyothi Kiranmai
Regd. No: 52272
MD PATHOLOGY






PARKLINE DIAGNOSTICS PVT. LTD.

L.G. 3, 4 & 5, Bhuvana Towers, S.D. Road, Secunderabad - 500 003 Tel : 040-42038139, 27845852
7995421787, 7093445852 Email : parklinediagnostics@gmail.com www.parklinediagnostics.com



TEST REPORT

Name : **MS.PERI UMA [SPOUSE]** TID/SID : UMR1080657/ 25404974
 Age / Gender : 40 Years / Female Registered on : 07-Apr-2023 / 08:08 AM
 Ref.By : - Collected on : 07-Apr-2023 / 08:18 AM
 Req.No  Reported on : 07-Apr-2023 / 12:06 PM
 BIL2981084 Reference : Medi Wheel

DEPARTMENT OF HEMATOLOGY

Complete Blood Picture (CBP), EDTA Whole Blood

Investigation	Observed Value	Units	Biological Reference Interval
Hemoglobin Method:Spectrophotometry	13.3	g/dL	12.0-15.0 g/dL
Erythrocyte Count(RBC) Method:Electrical Impedence	4.7	mill /cu.mm	3.8-4.8 mill /cu.mm
PCV/HCT Method:Numeric Integration	40	%	36-46 %
MCV Method:Calculated	85	fL	83-101 fL
MCH Method:Calculated	28.0	pg	27-32 pg
MCHC Method:Calculated	33.0	gm/dL	31.5-34.5 gm/dL
RDW (CV) Method:Calculated	13.1	%	11.6-14.0 %
Total WBC Count Method:Impedence flowcytometry/Light scattering	5.6	10 ³ /μL	4-10 10cap;3/μL 10 ³ /μL
Differential Count			
Neutrophils Method:Flowcytometry/Microscopy	58	%	40-80 %
Lymphocytes Method:Flowcytometry/Microscopy	36	%	20-40 %
Monocytes Method:Flowcytometry/Microscopy	4	%	2-10 %
Eosinophils Method:Flowcytometry/Microscopy	2	%	1-6 %
Basophils Method:Flowcytometry/Microscopy	0	%	0-2 %
Absolute Neutrophil Count	3.25	10 ³ /μL	2.0-7.0 10 ³ /μL
Absolute Lymphocyte Count	2.02	10 ³ /μL	1.0-3.0 10 ³ /μL

Lab Timings (Weekdays) : 7.00 am to 8.30 pm
Sundays & Holidays : 7.00 am to 1.00 pm

Radiologists Timings (Weekdays) : 7.30 am to 1.30 pm
& 5.45 pm to 7.45 pm
Sundays & Holidays : 7.30 am to 9.30 am




PARKLINE DIAGNOSTICS PVT. LTD.

L.G. 3, 4 & 5, Bhuvana Towers, S.D. Road, Secunderabad - 500 003 Tel : 040-42038139, 27845852
7995421787, 7093445852 Email : parklinediagnostics@gmail.com www.parklinediagnostics.com



TEST REPORT

Name : **MS.PERI UMA [SPOUSE]** TID/SID : UMR1080657/ 25404974
Age / Gender : 40 Years / Female Registered on : 07-Apr-2023 / 08:08 AM
Ref.By : - Collected on : 07-Apr-2023 / 08:18 AM
Req.No  Reported on : 07-Apr-2023 / 12:06 PM
BIL2981084 Reference : Medi Wheel

DEPARTMENT OF HEMATOLOGY

Complete Blood Picture (CBP), EDTA Whole Blood

Investigation	Observed Value	Units	Biological Reference Interval
Absolute Monocyte Count	0.22	10 ³ /μL	0.20-1.0 10 ³ /μL
Absolute Eosinophil Count	0.11	10 ³ /μL	0.02-0.5 10 ³ /μL
Absolute Basophil Count	0	10 ³ /μL	0.02-0.1 10 ³ /μL
Platelet Count	160	10 ³ /μL	150-410 10 ³ /μL
Method:Electrical Impedence			

Peripheral Smear

RBC Normocytic and Normochromic
Method:Microscopy
WBC Within normal limits.No abnormal cells seen.
Method:Microscopy
Platelets Discrete and adequate.Normal in morphology
Method:Microscopy

* Sample processed at Parkline

--- End Of Report ---

Dr.Jyothi Kiranmai
Regd. No: 52272
MD PATHOLOGY




PARKLINE DIAGNOSTICS PVT. LTD.

L.G. 3, 4 & 5, Bhuvana Towers, S.D. Road, Secunderabad - 500 003 Tel : 040-42038139, 27845852
7995421787, 7093445852 Email : parklinediagnostics@gmail.com www.parklinediagnostics.com



NABL Accredited
Certificate No.:MC-2566

TEST REPORT

Name	: MS.PERI UMA [SPOUSE]	TID/SID	: UMR1080657/ 25404974
Age / Gender	: 40 Years / Female	Registered on	: 07-Apr-2023 / 08:08 AM
Ref.By	: -	Collected on	: 07-Apr-2023 / 08:18 AM
Req.No	 BIL2981084	Reported on	: 07-Apr-2023 / 12:06 PM
		Reference	: Medi Wheel

DEPARTMENT OF HEMATOLOGY

Erythrocyte Sedimentation Rate (ESR), Sodium Citrate Whole Blood

Investigation	Observed Value	Units	Biological Reference Intervals
ESR 1st Hour	25	mm/hour	0-20 mm/hour
Method:Westergren			

* Sample processed at Parkline

--- End Of Report ---

Dr.Jyothi Kiranmai
Regd. No: 52272
MD PATHOLOGY






PARKLINE DIAGNOSTICS PVT. LTD.

L.G. 3, 4 & 5, Bhuvana Towers, S.D. Road, Secunderabad - 500 003 Tel : 040-42038139, 27845852
7995421787, 7093445852 Email : parklinediagnostics@gmail.com www.parklinediagnostics.com



TEST REPORT

Name : **MS.PERI UMA [SPOUSE]** TID/SID : UMR1080657/ 25404975
Age / Gender : 40 Years / Female Registered on : 07-Apr-2023 / 08:08 AM
Ref.By : - Collected on : 07-Apr-2023 / 08:18 AM
Req.No :  Reported on : 07-Apr-2023 / 13:12 PM
Reference : Medi Wheel
BIL2981084

DEPARTMENT OF CLINICAL CHEMISTRY I

Blood Urea Nitrogen (BUN), Serum

Investigation	Observed Value	Units	Biological Reference Interval
Blood Urea Nitrogen.	8.6	mg/dL	7-23 mg/dL
Method:Calculated			

Creatinine, Serum

Investigation	Observed Value	Units	Biological Reference Interval
Creatinine.	0.82	mg/dL	0.50-1.20 mg/dL
Method:Alkaline Picrate			

* Sample processed at Parkline

--- End Of Report ---

Dr.Jyothi Kiranmai
Regd. No: 52272
MD PATHOLOGY




PARKLINE DIAGNOSTICS PVT. LTD.

L.G. 3, 4 & 5, Bhuvana Towers, S.D. Road, Secunderabad - 500 003 Tel : 040-42038139, 27845852
7995421787, 7093445852 Email : parklinediagnostics@gmail.com www.parklinediagnostics.com



TEST REPORT

Name : **MS.PERI UMA [SPOUSE]** TID/SID : UMR1080657/ 25404977F
Age / Gender : 40 Years / Female Registered on : 07-Apr-2023 / 08:08 AM
Ref.By : - Collected on : 07-Apr-2023 / 08:18 AM
Req.No :  Reported on : 07-Apr-2023 / 14:31 PM
Reference : Medi Wheel
BIL2981084

DEPARTMENT OF CLINICAL CHEMISTRY I

Glucose Fasting (FBS), Sodium Fluoride Plasma

Investigation	Observed Value	Units	Biological Reference Interval
Glucose Fasting Method:GOD - PAP	93	mg/dL	Normal: <100 Impaired FG: 100-125 Diabetic : >=126 mg/dL

* Sample processed at Parkline

--- End Of Report ---

Dr.Jyothi Kiranmai
Regd. No: 52272
MD PATHOLOGY






PARKLINE DIAGNOSTICS PVT. LTD.

L.G. 3, 4 & 5, Bhuvana Towers, S.D. Road, Secunderabad - 500 003 Tel : 040-42038139, 27845852
7995421787, 7093445852 Email : parklinediagnostics@gmail.com www.parklinediagnostics.com



TEST REPORT

Name : **MS.PERI UMA [SPOUSE]** TID/SID : UMR1080657/ 25404977P
Age / Gender : 40 Years / Female Registered on : 07-Apr-2023 / 08:08 AM
Ref.By : - Collected on : 07-Apr-2023 / 08:18 AM
Req.No  Reported on : 07-Apr-2023 / 14:31 PM
Reference : Medi Wheel
BIL2981084

DEPARTMENT OF CLINICAL CHEMISTRY I

Glucose Post Prandial (PPBS), Sodium Fluoride Plasma

Investigation	Observed Value	Units	Biological Reference Interval
Glucose Post Prandial Method:GOD - PAP	120	mg/dL	Normal : 90 - 140 Impaired Glucose Tolerance: 141-199 Diabetic : \geq 200 mg/dL

* Sample processed at Parkline

--- End Of Report ---


Dr.Jyothi Kiranmai
Regd. No: 52272
MD PATHOLOGY



PARKLINE DIAGNOSTICS PVT. LTD.

L.G. 3, 4 & 5, Bhuvana Towers, S.D. Road, Secunderabad - 500 003 Tel : 040-42038139, 27845852
7995421787, 7093445852 Email : parklinediagnostics@gmail.com www.parklinediagnostics.com

TEST REPORT

Name : **MS.PERI UMA [SPOUSE]** TID/SID : UMR1080657/ 25404974
Age / Gender : 40 Years / Female Registered on : 07-Apr-2023 / 08:08 AM
Ref.By : - Collected on : 07-Apr-2023 / 08:18 AM
Req.No  Reported on : 07-Apr-2023 / 14:31 PM
Reference : Medi Wheel
BIL2981084

DEPARTMENT OF CLINICAL CHEMISTRY I

Glycosylated Hemoglobin (HbA1C), EDTA Whole Blood

Investigation	Observed Value	Units	Biological Reference Interval
Glycosylated Haemoglobin Method:High Performance Liquid Chromatography(HPLC)	5.5	%	< 5.7% : Normal 5.7% - 6.4% : Prediabetes > 6.4% Diabetes
Mean Plasma Glucose (MPG) Estimate Method:Derived from HBA1c	111	mg/dL	Excellent Control : 90 to 120 Good Control : 121 to 150 Average Control : 151 to 180 Panic Value : > 211 mg/dL

Note:Mean Plasma Glucose is calculated from HBA1c value and it indicates Average Blood Sugar level over the past three months.

INTERPRETATION :

- 1.Glycated hemoglobin (glycohemoglobin / HbA1c) is a form of hemoglobin (Hb) that is chemically linked to a sugar.
- 2.A1c is measured primarily to determine the three-month average blood sugar level and can be used as a diagnostic test for diabetes mellitus and as an assessment test for glycemic control in people with diabetes.
- 3.In diabetes, higher amounts of glycated hemoglobin, indicating poorer control of blood glucose levels, have been associated with cardiovascular disease, nephropathy, neuropathy, and retinopathy.
4. American diabetes Association (ADA) recommends an A1C goal for many non pregnant adults of < 7% (without significant hypoglycemia). On the basis of provider judgment and patient preference, achievement of lower A1C levels than the goal of 7% may be acceptable, and even beneficial, if it can be achieved safely without significant hypoglycemia or other adverse effects of treatment. Less stringent A1C goals (such as < 8%) may be appropriate for patients with severe hypoglycemia, extensive co morbid conditions etc, or where the harms of treatment are greater than the benefits.
5. Glycemic goals for some older adults might reasonably be relaxed as part of individualized care, but hyperglycemia leading to symptoms or risk of acute hyperglycemia complications should be avoided in all patients.

* Sample processed at Parkline

--- End Of Report ---

Dr.Jyothi Kiranmai
Regd. No: 52272
MD PATHOLOGY




PARKLINE DIAGNOSTICS PVT. LTD.

L.G. 3, 4 & 5, Bhuvana Towers, S.D. Road, Secunderabad - 500 003 Tel : 040-42038139, 27845852
7995421787, 7093445852 Email : parklinediagnostics@gmail.com www.parklinediagnostics.com



TEST REPORT

Name : **MS.PERI UMA [SPOUSE]** TID/SID : UMR1080657/ 25404975
Age / Gender : 40 Years / Female Registered on : 07-Apr-2023 / 08:08 AM
Ref.By : - Collected on : 07-Apr-2023 / 08:18 AM
Req.No  Reported on : 07-Apr-2023 / 13:12 PM
Reference : Medi Wheel
BIL2981084

DEPARTMENT OF CLINICAL CHEMISTRY I

Lipid Profile, Serum

Investigation	Observed Value	Units	Biological Reference Interval
Total Cholesterol Method:CHOD-PAP	184	mg/dL	Desirable Level: < 200 Borderline : 200 - 239 High : > 240 mg/dL
HDL Cholesterol Method:Enzymatic Reaction	52	mg/dL	<40:Major risk factor for heart disease 40-59:The higher,the better >=60:Considered protective against heart disease mg/dL
LDL Cholesterol Method:Calculated	105	mg/dL	< 100 mg/dL
VLDL Cholesterol Method:Calculated	27	mg/dL	10-55 mg/dL
Triglycerides Method:GPO-POD	136	mg/dL	Normal:<150 Borderline:150-199 High:200-499 Very High:>=500 mg/dL
Chol/HDL Ratio Method:Calculated	3.54		Normal : <4 Low risk : 4 - 6 High risk : >6
LDL Cholesterol/HDL Ratio	2.02		

* Sample processed at Parkline

--- End Of Report ---

Dr.Jyothi Kiranmai
Regd. No: 52272
MD PATHOLOGY




PARKLINE DIAGNOSTICS PVT. LTD.

L.G. 3, 4 & 5, Bhuvana Towers, S.D. Road, Secunderabad - 500 003 Tel : 040-42038139, 27845852
7995421787, 7093445852 Email : parklinediagnostics@gmail.com www.parklinediagnostics.com



TEST REPORT

Name : **MS.PERI UMA [SPOUSE]** TID/SID : UMR1080657/ 25404975
Age / Gender : 40 Years / Female Registered on : 07-Apr-2023 / 08:08 AM
Ref.By : - Collected on : 07-Apr-2023 / 08:18 AM
Req.No  Reported on : 07-Apr-2023 / 13:12 PM
Reference : Medi Wheel
BIL2981084

DEPARTMENT OF CLINICAL CHEMISTRY I

Liver Function Test (LFT), Serum

Investigation	Observed Value	Units	Biological Reference Interval
Total Bilirubin. Method:Diazo with sulphanilic acid	1.13	mg/dL	0.3-1.2 mg/dL
Direct Bilirubin. Method:Diazo with sulphanilic acid	0.21	mg/dL	0.00-0.40 mg/dL
Indirect Bilirubin. Method:Calculated	0.92	mg/dL	
Alanine Aminotransferase ,(ALT/SGPT) Method:IFCC without P5P	15	U/L	10-40 U/L
Aspartate Aminotransferase,(AST/SGOT) Method:IFCC without P5P	16	U/L	10-40 U/L
ALP (Alkaline Phosphatase). Method:AMP-IFCC	58	U/L	30-115 U/L
PROTEINS			
Total Protein. Method:Biuret	6.80	g/dL	6.0-8.0 g/dL
Albumin. Method:Bromocresol Green (BCG)	4.10	g/dL	3.5-4.8 g/dL
Globulin. Method:Calculated	2.70	g/dL	2.3-3.5 g/dL
A/GRatio. Method:Calculated	1.52		0.8-2.0
Gamma GT. Method:IFCC-Enzymatic	14	U/L	7.0-50.0 U/L

* Sample processed at Parkline

--- End Of Report ---

Dr.Jyothi Kiranmai
Regd. No: 52272
MD PATHOLOGY




PARKLINE DIAGNOSTICS PVT. LTD.

L.G. 3, 4 & 5, Bhuvana Towers, S.D. Road, Secunderabad - 500 003 Tel : 040-42038139, 27845852
7995421787, 7093445852 Email : parklinediagnostics@gmail.com www.parklinediagnostics.com



TEST REPORT

Name : **MS.PERI UMA [SPOUSE]** TID/SID : UMR1080657/ 25404975
Age / Gender : 40 Years / Female Registered on : 07-Apr-2023 / 08:08 AM
Ref.By : - Collected on : 07-Apr-2023 / 08:18 AM
Req.No  Reported on : 07-Apr-2023 / 12:32 PM
Reference : Medi Wheel
BIL2981084

DEPARTMENT OF CLINICAL CHEMISTRY I

Thyroid Profile (T3,T4,TSH), Serum

Investigation	Observed Value	Units	Biological Reference Interval
Triiodothyronine Total (T3) Method:Enhanced chemiluminescence	1.22	ng/mL	0.970-1.69 ng/mL
Thyroxine Total (T4) Method:Enhanced chemiluminescence	7.32	µg/dL	5.53-11.0 µg/dL
Thyroid Stimulating Hormone (TSH) Method:Enhanced chemiluminescence	2.83	µIU/mL	0.400-4.049 µIU/mL

Note: Change in method and reference range
NOTE:

TSH - Reference ranges during pregnancy:*

1st Trimester : 0.10 - 2.50

2nd Trimester : 0.20 - 3.00

3dr Trimester : 0.30 - 3.00

*As per the Guidelines of American Thyroid Association for the diagnosis and management of thyroid disease during pregnancy and post partum.

1.Primary Hyperthyroidism is accompanied by elevated T3 & T4 values along with depressed TSH level.

2.Primary Hypothyroidism is accompanied by depressed T3 & T4 levels and elevated TSH levels.

3.Normal T4 levels accompanied by high T3 levels are seen in patients with T3 Thyrotoxicosis.

4.Slightly elevated T3 levels may be found in pregnancy and estrogen therapy, while depressed levels may be encountered in severe illness, malnutrition, renal failure and during therapy with drugs like propranolol and propylthiouracil.

5.Although elevated TSH levels are nearly always indicative of primary hypothyroidism, rarely they can result form TSH secreting pituitary tumors(secondary).

* Sample processed at Parkline

--- End Of Report ---

Dr.Jyothi Kiranmai
Regd. No: 52272
MD PATHOLOGY




PARKLINE DIAGNOSTICS PVT. LTD.

L.G. 3, 4 & 5, Bhuvana Towers, S.D. Road, Secunderabad - 500 003 Tel : 040-42038139, 27845852
7995421787, 7093445852 Email : parklinediagnostics@gmail.com www.parklinediagnostics.com



TEST REPORT

Name : **MS.PERI UMA [SPOUSE]** TID/SID : UMR1080657/ 25404975
Age / Gender : 40 Years / Female Registered on : 07-Apr-2023 / 08:08 AM
Ref.By : - Collected on : 07-Apr-2023 / 08:18 AM
Req.No  Reported on : 07-Apr-2023 / 13:12 PM
BIL2981084 Reference : Medi Wheel

DEPARTMENT OF CLINICAL CHEMISTRY I

Uric Acid, Serum

Investigation	Observed Value	Units	Biological Reference Interval
Uric Acid. Method:Uricase	5.64	mg/dL	1.9-7.5 mg/dL

* Sample processed at Parkline

--- End Of Report ---

Dr.Jyothi Kiranmai
Regd. No: 52272
MD PATHOLOGY






PARKLINE DIAGNOSTICS PVT. LTD.

L.G. 3, 4 & 5, Bhuvana Towers, S.D. Road, Secunderabad - 500 003 Tel : 040-42038139, 27845852
7995421787, 7093445852 Email : parklinediagnostics@gmail.com www.parklinediagnostics.com

TEST REPORT

Name : **MS.PERI UMA [SPOUSE]** TID/SID : UMR1080657/ 25406680
Age / Gender : 40 Years / Female Registered on : 07-Apr-2023 / 08:08 AM
Ref.By : - Collected on : 07-Apr-2023 / 08:18 AM
Req.No  Reported on : 07-Apr-2023 / 14:38 PM
Reference : Medi Wheel
BIL2981084

DEPARTMENT OF HEALTH CHECKUP

Glucose Urine Fasting

Urine Glucose Fasting Nil NIL
Method:Reagent strip/Reflectance photometry

Glucose Urine Post Prandial

Urine Glucose Post Prandial Nil NIL
Method:Reagent strip/Reflectance photometry

* Sample processed at Parkline

--- End Of Report ---

Dr.Jyothi Kiranmai
Regd. No: 52272
MD PATHOLOGY



PARKLINE DIAGNOSTICS PVT. LTD.

L.G. 3, 4 & 5, Bhuvana Towers, S.D. Road, Secunderabad - 500 003.

Tel : +91 40-42038139, 2784 5852, 7995421787, 7093445852,

Email parklinediagnostics@gmail.com www.parklinediagnostics.com



NABL Accredited
Certificate No.MC-2566

MEDICAL EXAMINATION REPORT

Name	Ms. Per Uma		Date :	7/4/23
Company	Co. Medi wheel		Reg. No. :	2981084
Contact No.	9704085912		Sex <input type="checkbox"/> M <input checked="" type="checkbox"/> F	Age : <input type="checkbox"/> 30 <input checked="" type="checkbox"/> 40
Type	Pre-Emp		Emp. No.:	Spouse
	Overseas		Height	160 cm
	Annual	<input checked="" type="checkbox"/>	Weight	88 kgs.
Remarks	<p>USG: Cholelithiasis of 5 gallstones. in the gall bladder. Advice follow up.</p> <p>- Rest all clinical & lab parameters within (N) limits.</p>			
Fitness Status	Medically Fit / Unfit		<p>DR. PRIYANKA SANNIDHI</p> <p>Physician's Signature</p> <p>MBBS Regn. No 11351</p>	

Distant Vision : Near Vision :

Right Eye: 6/6

Right Eye: 6/6

With glasses / Without glasses

With glasses / Without glasses

left Eye : 6/6

left Eye : 6/6

with glasses / without glasses

with glasses / without glasses

Colour Vision : 6/6 Beeman

Ophthalmologist's Signature Dr. V. SATYANARAYAN MS

Regd. No 9974

OPHTHALMIC SURGEON

Right Ear

Left Ear

Hearing : (N)

(N)

Rinee's Test ;

Weber Test :

Discharge : NIL

NIL

SYSTEMIC EXAMINATION

Pulse : 70 bpm.

B.P. : 120/80 mmHg

Lungs : A. Shape of Chest R/L symmetrical
B. Breath Sounds B/L - clear (+)
C. Adventitious Sounds No

Heart : A. Sounds S1 S2 (+)
B. Murmurs No

Nervous System

Abdomen : A. Liver NPD
B. Spleen NPD
C. Piles No
D. Any Lump NAD

A. Higher Function :
B. Cranial Nerves :
C. Sensory System : (N)
D. Motor System :
E. Jerks :


General : A. Hernia
B. Hydrocele NAD
C. Varicocele

Breast : Rt (N) Lt. (N)

CANDIDATE'S DECLARATION

I hereby solemnly declare that I am not suffering from Asthma, Hypertension, Diabetes, Occult Psychological disorders or any other ailment which can be suppressed without my voluntary declaration.

Date :


Signature

Place :

Note : General Physical Examination and Investigation included in the health check-up Have certain limitations and may not be able to detect all latent and asymptomatic diseases. Any new symptoms developing after the health check-up or persisting thereafter should be brought to the attention of the treating physician.



PARKLINE DIAGNOSTICS PVT. LTD.

L.G. 3, 4 & 5, Bhuvana Towers, S.D. Road, Secunderabad - 500 003 Tel : 040-42038139, 27845852
7995421787, 7093445852 Email : parklinediagnostics@gmail.com www.parklinediagnostics.com



NABL Accredited
Certificate No. M-0862

ENT CONSULTATION

S.No. 2981084

Emp.No. Spouse

Date 7/4/23

Name Ms: Pee' Uma

Age 40 Yrs

Sex M/F

EARS :	Right	Left
EAC	: patent no Cerumen	- do.
TM	: Intact, pearly white	- do.
TFT	: Cone of light (+) Rinne's test	Rinne's test
	Weber's - Central	
NOSE	: Septum (+). Bil. Vestibular (+). Pinos - (+). non tend.	
THROAT	: Oropharynx (+). Bil. Uvula (+) moving	
NECK	: (+) Azygos (+) bil.	
IMPRESSION	: ENT Clinically NAD	

Consultant ENT

Dr. D. Hari Krishna Reddy
MS (ENT)
Head & Neck Surgeon
Reg. No: 88379

Name : P. Uma. Sex : F Age : 40
Date : 7/4/23

Rx

cat sn^t.

Adv. oral prophylaxis

water floss.

**Smilesss**
MULTI SPECIALITY DENTAL CLINIC
B.D.S. IMPLANTOLOGIST (USA)
1-3-1, Rajmudaliar Street, Kalasiguda,
Secunderabad, Cell : 8977910590



PARKLINE DIAGNOSTICS PVT. LTD.

L.G. 3, 4 & 5, Bhuvana Towers, S.D. Road, Secunderabad - 500 003 Tel : 040-42038139, 27845852
7995421787, 7093445852 Email parklinediagnostics@gmail.com www.parklinediagnostics.com

TEST REPORT

Name : Ms . PERI UMA [SPOUSE]
Age / Gender : 40 Years / Female
Ref.By :
Req. No : BIL2981084

TID : UMR1080657
Registered on : 07-Apr-2023 08:08 AM
Reported On : 07-Apr-2023 09:29 AM
Reference : Medi Wheel

DEPARTMENT OF ULTRASOUND Ultrasound Whole Abdomen

LIVER : Normal in size and echotexture. No focal lesions.

No IHBD /CBD dilatation. Portal vein is normal.

SPLEEN : Normal in size and echotexture. No focal lesion seen.

GALL BLADDER : Well distended. No sludge / sol. Atleast 5 gall stones seen largest measuring APP. 11 mm.
Gall bladder - Wall thickness is normal.
No pericholecystic oedema.

PANCREAS : Normal in size and echotexture.No calcification / sol.
Pancreatic duct is normal. No peripancreatic fluid collection.

RIGHT KIDNEY : 10.3 x 3.9 cms
Normal in size and echotexture.
Cortical thickness is normal.
No evidence of calculi / sol.
Pelvi calyceal system is normal.

LEFT KIDNEY : 10.1 x 4.0 cms
Normal in size and echotexture.
Cortical thickness is normal.
No evidence of calculi / sol.
Pelvi calyceal system is normal.

URINARY BLADDER : Well distended.Normal in contour.
Wall thickness is normal. No calculus / sol.

UTERUS : Anteverted measuring 7.4 x 4.9 x 2.6 cms - Normal in size and echotexture.
No space occupying lesion is seen.
Cervix is normal in size and echopattern.

ENDOMETRIUM : Normal.

OVARIES : Right ovary : 2.3 x 1.9 cms Left ovary : 2.4 x 1.07 cms
Both ovaries normal in size and echotexture.
No adnexal mass seen.
No fluid in POD.

IMPRESSION : Cholelithiasis.


Dr. D.J. MOHAN
MD DMRD
(Reg No. 8995)
Consultant Radiologist



PARKLINE DIAGNOSTICS PVT. LTD.

L.G. 3, 4 & 5, Bhuvana Towers, S.D. Road, Secunderabad - 500 003 Tel : 040-42038139, 27845852
7995421787, 7093445852 Email parklinediagnostics@gmail.com www.parklinediagnostics.com

TEST REPORT

Name : Ms . PERI UMA [SPOUSE]
Age / Gender : 40 Years / Female
Ref.By :
Req. No : BIL2981084

TID : UMR1080657
Registered on : 07-Apr-2023 08:08 AM
Reported On : 07-Apr-2023 09:38 AM
Reference : Medi Wheel

X-RAY CHEST PA VIEW

Lung fields are clear.

Cardia is normal.

Hila are normal.

C P angles are free.

Bony cage is normal.

Soft tissues are normal.

IMPRESSION : NORMAL CHEST X-RAY

Dr. D.J. MOHAN
MD DMRD
(Reg No. 8995)
Consultant Radiologist

PATIENT SUMMARY REPORT

MARKLINE DIAGNOSTICS PVT.LTD

ID : 2981084
NAME : **MS PERI UMA**
AGE / SEX : 40 / FEMALE

HEIGHT (cm) : 160
WEIGHT (kg) : 88
PROTOCOL : MODIFIED BRUCE

REF. BY : MEDIWHEEL
DONE BY : DR PRASHANTH P
TECHNICIAN : G.M.SURESH

CASE HISTORY :

MEDICATION :

OBJECT OF TEST : Routine Check Up.

RISK FACTOR : None.

ACTIVITY : Very Active.

OTHER INVESTIGATION : E C G

REASON FOR TERMINATION : THR ACHIEVED

EXERCISE TOLERANCE : Good (> 10 METS).

EXERCISE INDUCED ARRHYTHMIAS : No.

HAEMO RESPONSE : Normal.

CHRONO RESPONSE : Normal.

FINAL IMPRESSION :

EXTRA COMMENTS :

*Tmt Negative
for inducible
ischamia*

Confirmed By : _____

Dr. PRASHANT. P
DM. Cardiology
Reg.No.1848

Signature

ID: 2981084
MSPERI UMA
Female 40Years

07-04-2023 08:47:23 AM

CARDIART

HR : 62 bpm
P : 98 ms
PR : 179 ms
QRS : 72 ms
QT/QTc : 412/419 ms
P/QRS/T : 43/70/57 °
R.V5.SV1 : 1.022/0.645 mV

Diagnosis Information:
Sinus Rhythm
Normal ECG

Dr. PRAKASHANT. P
DM. Cardiology
Reg. No. 1848

Report Confirmed by:

