



Pt Name :- Mr. Shahbaaj Khan
 Age :- 35/M
 Lab. No. :- 80
 Date :- 16/04/2023

EXAMINATION OF BLOOD

TEST	RESULT	NORMAL VALUE
Haemoglobin	11.9gms%	Female 12-16gms%, Male 14-18gms%
Red Cell count	6.56	4.5-5.6 million/cumm
Platelete Count	1.94	1.5-5.6 Lac/cumm
Leucocytes per.cu.mm	6800/cumm	5000-11000/cumm
Neutrophils	32%	50-70%
Lymphocytes	50%	20-40%
Eosinophils	10%	0-7%
Monocytes	08%	2-8%
PCV	42.6	37-47
MCV	65.0	76-96
MCH	18.1	27-32
MCHC	27.9	31-35
ESR	15	Male 0-9, Female 0-20mm/FHR
Blood Group	"B" Positive	By slide method
Total Serum Cholesterol	178.0	100-250 mg%
Serum Triglyceride	155.0	Up to 150 mg%
Serum Cholesterol HDL	49.0	Up to 65 mg%
Serum Cholesterol LDL	98.0	Up to 125 mg%
LDL	31.0	Up to 30 mg%
S.Bilirubin(Total)	0.9	0.2-1.0mg/dl
Direct	0.5	0.0-0.25mg/dl
Indirect	0.4	
SGOT	26.0	5-35U/L
SGPT	30.0	8-40U/L
Alk Phosphatase	8.9	3-13 KA units
S. Protein(Total)	6.0	6.0-8.0mg%
Albumin	4.0	3.7-5.3mg%
Globulin	2.0	1.5 to 3.5 mg%
Blood Urea	22.0	Up to 40 mg%
S.Creatine	0.98	0.5-1.4mg/dl
S. Uric Acid	6.0	3.5-7.5mg%
GGTP	24.0	5-35 U/L/dl
Fasting Blood Sugar	95.2	Up to 110 mg%
Glycosylated Hemoglobin	5.7	Below - 6.0% -Non Diabetic control 6-7% -Excellent control Above- 8% -Poor control
Thyrod Stimulating Hormone(TSH)	3.9	0.27-4.2

Pathologist

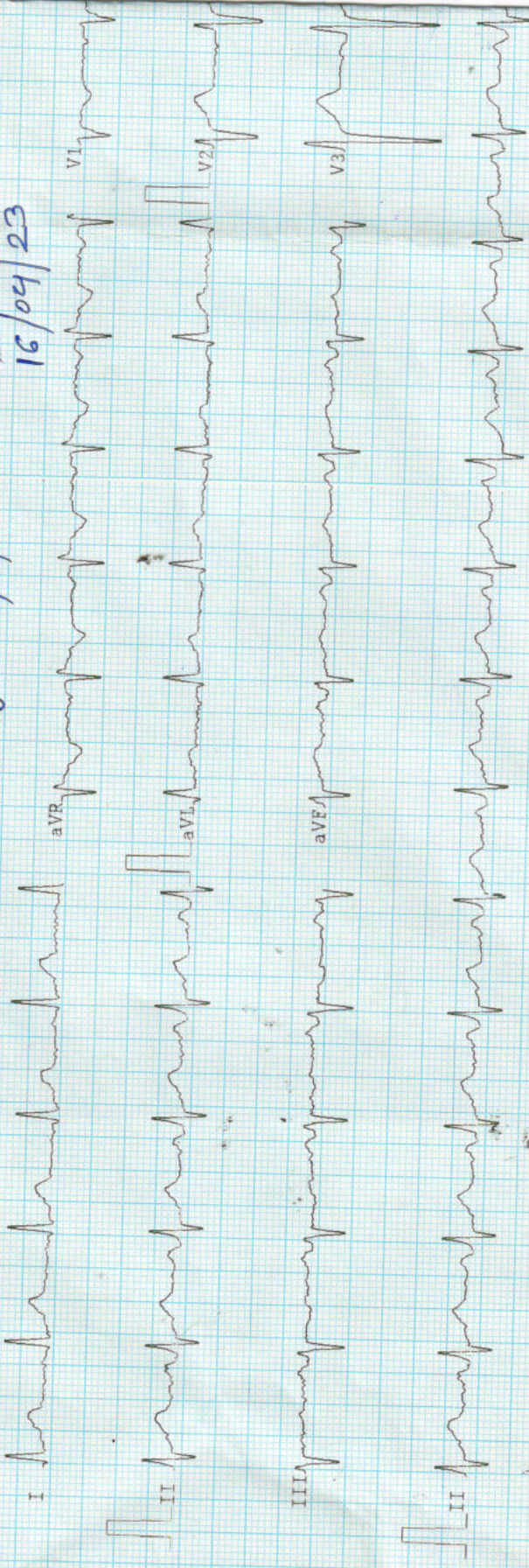
All test have technical limitation. Collaborative clinic pathological interpretation is mandatory. In case of disparity test may be repeated immediately. Typographical mistakes should be get correct instantly. This report is not valid for medico legal purpose

Consultant Pathologist



Shahbaz Khan Age-35/4/m.

16/04/23



ARROW CE





Pt Name :- Mr. Shahbaq Khan
 Age :- 35/M
 Lab. No. :- 80
 Date :- 16/04/2023

URINE ANALYSIS

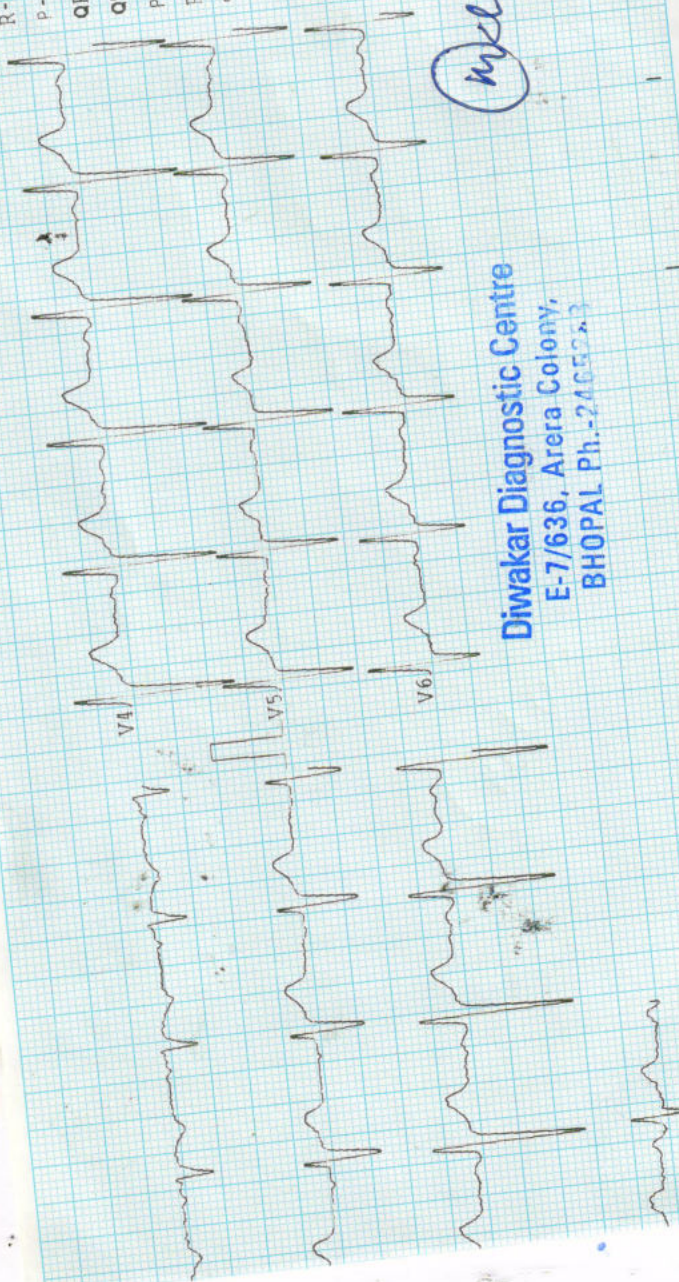
A. PHYSICALEXAMINATION	
1. Colour	Pale Yellow
2. Appearance	Clear
3. Specific Gravity	Q.N.S.
B. CHEMICAL EXAMINATION	
1. Reaction	Acidic
2. Albumin	Nil
3. Sugar	Nil
4. Bile Salts	Absent
C. MICROSCOPIC EXAMINATION	
Pus Cells	2-3/HPF
R.B.C.	Nil
Epithelial Cell	1-2/HPF
Cast	Nil
Crystals(Cal.Oxa)	Nil
Bacteria	Nil
Amorphous	Nil
T. Vaginitis	Nil

DR. DIVAKAR
 Consultant Pathologist
 Pathologist

A

Observations :

HR : 90 bpm
R-R : 666 ms
P-R : 60 ms
QRS : 83 ms
QT/QTc : 336/411 ms
P Axis : 54 °
R Axis : 71 °
T Axis : 61 °



Melan

Diwan Diagnostic Centre
E-7/636, Arera Colony,
BHO PAL Ph.-2465223

Remarks :

Unconfirmed report

ARROW CE



Report

(GEM213180307)(R)Allengers

Diwakar Diagnostic Centre
E-7/636, Arera Colony, Bhopal

1130 / SHAHBAAJ KHAN / 35 Yrs / M / 0 Cms / 0 Kg Date: 16-Apr-2023 Refd By : BOB

Report :

TEST OBJECTIVE	: ROUTINE CHECK UP
RISK FACTOR	: MALE
ACTIVITY	: MODERATE ACTIVE
MEDICATION	: NONE
REASON FOR TERMINATION	: FATIGUE, HEART RATE ACHIEVED
EXERCISE TOLERANCE	: GOOD
EXERCISE INDUCED ARRHYTHMIAS	: NO
HAEMODYNAMIC RESPONSE	: NORMAL
CHRONOTROPIC RESPONSE	: NORMAL
FINAL IMPRESSION	: STRESS TEST IS NEGATIVE FOR EXERCISE INDUCED ISCHAEMIC HEART DISEASE


(Signature)





दिवाकर डायग्नोस्टिक सेंटर

E-7/636, पंजाब नेशनल बैंक के पास, मैन रोड, अरेरा कॉलोनी, भोपाल (म.प्र.
मों : 9826340190



Divakar Diagnostic Centre
E-7/636, Arera Colony,
BHOPAL Ph.-2465288

Handwritten signature in blue ink, possibly 'Nolan'.