

Patient Name : Mr.KANNAN T .	Collected : 29/Mar/2023 09:12AM
Age/Gender : 59 Y 3 M 7 D/M	Received : 29/Mar/2023 11:19AM
UHID/MR No : SALW.0000130293	Reported : 29/Mar/2023 02:07PM
Visit ID : SALWOPV186257	Status : Final Report
Ref Doctor : Dr.SELF	Sponsor Name : ARCOFEMI HEALTHCARE LIMITED
Emp/Auth/TPA ID : 154858	

DEPARTMENT OF HAEMATOLOGY

ARCOFEMI - MEDIWHEEL - FULL BODY ANNUAL PLUS ABOVE 50Y MALE - 2D ECHO - PAN INDIA - FY2324

PERIPHERAL SMEAR , WHOLE BLOOD-EDTA

METHODOLOGY	: Microscopic
RBC MORPHOLOGY	: Predominantly normocytic normochromic RBC's noted.
WBC MORPHOLOGY	: Normal in number, morphology and distribution. No abnormal cells seen.
PLATELETS	: Adequate in number.
PARASITES	: No haemoparasites seen
IMPRESSION	: Normocytic Normochromic blood picture
NOTE/ COMMENT	: Please correlate clinically.



Patient Name : Mr.KANNAN T .	Collected : 29/Mar/2023 09:12AM
Age/Gender : 59 Y 3 M 7 D/M	Received : 29/Mar/2023 11:19AM
UHID/MR No : SALW.0000130293	Reported : 29/Mar/2023 02:07PM
Visit ID : SALWOPV186257	Status : Final Report
Ref Doctor : Dr.SELF	Sponsor Name : ARCOFEMI HEALTHCARE LIMITED
Emp/Auth/TPA ID : 154858	

DEPARTMENT OF HAEMATOLOGY

ARCOFEMI - MEDIWHEEL - FULL BODY ANNUAL PLUS ABOVE 50Y MALE - 2D ECHO - PAN INDIA - FY2324

Test Name	Result	Unit	Bio. Ref. Range	Method
-----------	--------	------	-----------------	--------

HEMOGRAM , WHOLE BLOOD-EDTA

HAEMOGLOBIN	14.1	g/dL	13-17	Spectrophotometer
PCV	42.50	%	40-50	Electronic pulse & Calculation
RBC COUNT	5.06	Million/cu.mm	4.5-5.5	Electrical Impedance
MCV	84	fL	83-101	Calculated
MCH	27.9	pg	27-32	Calculated
MCHC	33.2	g/dL	31.5-34.5	Calculated
R.D.W	13.4	%	11.6-14	Calculated
TOTAL LEUCOCYTE COUNT (TLC)	7,200	cells/cu.mm	4000-10000	Electrical Impedance

DIFFERENTIAL LEUCOCYTIC COUNT (DLC)

NEUTROPHILS	69.6	%	40-80	Electrical Impedance
LYMPHOCYTES	19.5	%	20-40	Electrical Impedance
EOSINOPHILS	2.0	%	1-6	Electrical Impedance
MONOCYTES	8.4	%	2-10	Electrical Impedance
BASOPHILS	0.5	%	<1-2	Electrical Impedance

ABSOLUTE LEUCOCYTE COUNT

NEUTROPHILS	5011.2	Cells/cu.mm	2000-7000	Electrical Impedance
LYMPHOCYTES	1404	Cells/cu.mm	1000-3000	Electrical Impedance
EOSINOPHILS	144	Cells/cu.mm	20-500	Electrical Impedance
MONOCYTES	604.8	Cells/cu.mm	200-1000	Electrical Impedance
BASOPHILS	36	Cells/cu.mm	0-100	Electrical Impedance

PLATELET COUNT	261000	cells/cu.mm	150000-410000	Electrical impedance
ERYTHROCYTE SEDIMENTATION RATE (ESR)	21	mm at the end of 1 hour	0-15	Modified Westergren

PERIPHERAL SMEAR				
------------------	--	--	--	--

METHODOLOGY : Microscopic

RBC MORPHOLOGY : Predominantly normocytic normochromic RBC's noted.

WBC MORPHOLOGY : Normal in number, morphology and distribution. No abnormal cells seen.

Patient Name : Mr.KANNAN T .	Collected : 29/Mar/2023 09:12AM
Age/Gender : 59 Y 3 M 7 D/M	Received : 29/Mar/2023 11:19AM
UHID/MR No : SALW.0000130293	Reported : 29/Mar/2023 02:07PM
Visit ID : SALWOPV186257	Status : Final Report
Ref Doctor : Dr.SELF	Sponsor Name : ARCOFEMI HEALTHCARE LIMITED
Emp/Auth/TPA ID : 154858	

DEPARTMENT OF HAEMATOLOGY

ARCOFEMI - MEDIWHEEL - FULL BODY ANNUAL PLUS ABOVE 50Y MALE - 2D ECHO - PAN INDIA - FY2324

Test Name	Result	Unit	Bio. Ref. Range	Method
-----------	--------	------	-----------------	--------

PLATELETS : Adequate in number.

PARASITES : No haemoparasites seen

IMPRESSION : Normocytic Normochromic blood picture

NOTE/ COMMENT : Please correlate clinically.



Patient Name : Mr.KANNAN T .	Collected : 29/Mar/2023 09:12AM
Age/Gender : 59 Y 3 M 7 D/M	Received : 29/Mar/2023 11:19AM
UHID/MR No : SALW.0000130293	Reported : 29/Mar/2023 03:42PM
Visit ID : SALWOPV186257	Status : Final Report
Ref Doctor : Dr.SELF	Sponsor Name : ARCOFEMI HEALTHCARE LIMITED
Emp/Auth/TPA ID : 154858	

DEPARTMENT OF HAEMATOLOGY

ARCOFEMI - MEDIWHEEL - FULL BODY ANNUAL PLUS ABOVE 50Y MALE - 2D ECHO - PAN INDIA - FY2324

Test Name	Result	Unit	Bio. Ref. Range	Method
-----------	--------	------	-----------------	--------

BLOOD GROUP ABO AND RH FACTOR , WHOLE BLOOD-EDTA

BLOOD GROUP TYPE	A			Microplate Hemagglutination
Rh TYPE	Positive			Microplate Hemagglutination

PLEASE NOTE THIS SAMPLE HAS BEEN TESTED ONLY FOR ABO MAJOR GROUPING AND ANTI D ONLY.



Patient Name : Mr.KANNAN T .	Collected : 29/Mar/2023 09:12AM
Age/Gender : 59 Y 3 M 7 D/M	Received : 29/Mar/2023 11:19AM
UHID/MR No : SALW.0000130293	Reported : 29/Mar/2023 12:08PM
Visit ID : SALWOPV186257	Status : Final Report
Ref Doctor : Dr.SELF	Sponsor Name : ARCOFEMI HEALTHCARE LIMITED
Emp/Auth/TPA ID : 154858	

DEPARTMENT OF BIOCHEMISTRY

ARCOFEMI - MEDIWHEEL - FULL BODY ANNUAL PLUS ABOVE 50Y MALE - 2D ECHO - PAN INDIA - FY2324

Test Name	Result	Unit	Bio. Ref. Range	Method
-----------	--------	------	-----------------	--------

GLUCOSE, FASTING , NAF PLASMA	291	mg/dL	70-100	HEXOKINASE
--------------------------------------	------------	-------	--------	------------

Comment:

As per American Diabetes Guidelines

Fasting Glucose Values in mg/d L	Interpretation
<100 mg/dL	Normal
100-125 mg/dL	Prediabetes
≥126 mg/dL	Diabetes

GLUCOSE, POST PRANDIAL (PP), 2 HOURS , NAF PLASMA	400	mg/dL	70-140	HEXOKINASE
--	------------	-------	--------	------------

Comment:

It is recommended that FBS and PPBS should be interpreted with respect to their Biological reference ranges and not with each other.

Conditions which may lead to lower postprandial glucose levels as compared to fasting glucose levels may be due to reactive hypoglycemia, dietary meal content, duration or timing of sampling after food digestion and absorption, medications such as insulin preparations, sulfonylureas, amylin analogues, or conditions such as overproduction of insulin.

Ref: Marks medical biochemistry and clinical approach

Patient Name : Mr.KANNAN T .	Collected : 29/Mar/2023 09:12AM
Age/Gender : 59 Y 3 M 7 D/M	Received : 29/Mar/2023 11:19AM
UHID/MR No : SALW.0000130293	Reported : 29/Mar/2023 12:08PM
Visit ID : SALWOPV186257	Status : Final Report
Ref Doctor : Dr.SELF	Sponsor Name : ARCOFEMI HEALTHCARE LIMITED
Emp/Auth/TPA ID : 154858	

DEPARTMENT OF BIOCHEMISTRY

ARCOFEMI - MEDIWHEEL - FULL BODY ANNUAL PLUS ABOVE 50Y MALE - 2D ECHO - PAN INDIA - FY2324

Test Name	Result	Unit	Bio. Ref. Range	Method
HBA1C, GLYCATED HEMOGLOBIN , WHOLE BLOOD-EDTA	9.7	%		HPLC
ESTIMATED AVERAGE GLUCOSE (eAG) , WHOLE BLOOD-EDTA	232	mg/dL		Calculated

Comment:

Reference Range as per American Diabetes Association (ADA):

REFERENCE GROUP	HBA1C IN %
NON DIABETIC ADULTS >18 YEARS	<5.7
AT RISK (PREDIABETES)	5.7 – 6.4
DIAGNOSING DIABETES	≥ 6.5
DIABETICS	
· EXCELLENT CONTROL	6 – 7
· FAIR TO GOOD CONTROL	7 – 8
· UNSATISFACTORY CONTROL	8 – 10
· POOR CONTROL	>10

Note: Dietary preparation or fasting is not required.

1. A1C test should be performed at least two times a year in patients who are meeting treatment goals (and who have stable glycemic control).
2. Lowering A1C to below or around 7% has been shown to reduce microvascular and neuropathic complications of type 1 and type 2 diabetes. When mean annual HbA1c is <1.1 times ULN (upper limit of normal), renal and retinal complications are rare, but complications occur in >70% of cases when HbA1c is >1.7 times ULN.
3. Falsely low HbA1c (below 4%) may be observed in patients with clinical conditions that shorten erythrocyte life span or decrease mean erythrocyte age. HbA1c may not accurately reflect glycemic control when clinical conditions that affect erythrocyte survival are present. Fructosamine may be used as an alternate measurement of glycemic control



Patient Name : Mr.KANNAN T .	Collected : 29/Mar/2023 09:12AM
Age/Gender : 59 Y 3 M 7 D/M	Received : 29/Mar/2023 12:41PM
UHID/MR No : SALW.0000130293	Reported : 29/Mar/2023 02:08PM
Visit ID : SALWOPV186257	Status : Final Report
Ref Doctor : Dr.SELF	Sponsor Name : ARCOFEMI HEALTHCARE LIMITED
Emp/Auth/TPA ID : 154858	

DEPARTMENT OF BIOCHEMISTRY

ARCOFEMI - MEDIWHEEL - FULL BODY ANNUAL PLUS ABOVE 50Y MALE - 2D ECHO - PAN INDIA - FY2324

Test Name	Result	Unit	Bio. Ref. Range	Method
-----------	--------	------	-----------------	--------

LIPID PROFILE , SERUM				
TOTAL CHOLESTEROL	237	mg/dL	<200	CHO-POD
TRIGLYCERIDES	71	mg/dL	<150	GPO-POD
HDL CHOLESTEROL	56	mg/dL	40-60	Enzymatic Immuno-inhibition
NON-HDL CHOLESTEROL	181	mg/dL	<130	Calculated
LDL CHOLESTEROL	166.8	mg/dL	<100	Calculated
VLDL CHOLESTEROL	14.2	mg/dL	<30	Calculated
CHOL / HDL RATIO	4.23		0-4.97	Calculated

Comment:

Reference Interval as per National Cholesterol Education Program (NCEP) Adult Treatment Panel III Report.

	Desirable	Borderline High	High	Very High
TOTAL CHOLESTEROL	< 200	200 - 239	≥ 240	
TRIGLYCERIDES	<150	150 - 199	200 - 499	≥ 500
LDL	Optimal < 100 Near Optimal 100-129	130 - 159	160 - 189	≥ 190
HDL	≥ 60			
NON-HDL CHOLESTEROL	Optimal <130; Above Optimal 130-159	160-189	190-219	>220

Measurements in the same patient can show physiological and analytical variations.

NCEP ATP III identifies non-HDL cholesterol as a secondary target of therapy in persons with high triglycerides.



Patient Name : Mr.KANNAN T .	Collected : 29/Mar/2023 09:12AM
Age/Gender : 59 Y 3 M 7 D/M	Received : 29/Mar/2023 12:41PM
UHID/MR No : SALW.0000130293	Reported : 29/Mar/2023 02:08PM
Visit ID : SALWOPV186257	Status : Final Report
Ref Doctor : Dr.SELF	Sponsor Name : ARCOFEMI HEALTHCARE LIMITED
Emp/Auth/TPA ID : 154858	

DEPARTMENT OF BIOCHEMISTRY

ARCOFEMI - MEDIWHEEL - FULL BODY ANNUAL PLUS ABOVE 50Y MALE - 2D ECHO - PAN INDIA - FY2324

Test Name	Result	Unit	Bio. Ref. Range	Method
-----------	--------	------	-----------------	--------

LIVER FUNCTION TEST (LFT) , SERUM

BILIRUBIN, TOTAL	0.67	mg/dL	0.3-1.2	DPD
BILIRUBIN CONJUGATED (DIRECT)	0.13	mg/dL	<0.2	DPD
BILIRUBIN (INDIRECT)	0.54	mg/dL	0.0-1.1	Dual Wavelength
ALANINE AMINOTRANSFERASE (ALT/SGPT)	19	U/L	<50	IFCC
ASPARTATE AMINOTRANSFERASE (AST/SGOT)	19.0	U/L	<50	IFCC
ALKALINE PHOSPHATASE	71.00	U/L	30-120	IFCC
PROTEIN, TOTAL	7.00	g/dL	6.6-8.3	Biuret
ALBUMIN	4.20	g/dL	3.5-5.2	BROMO CRESOL GREEN
GLOBULIN	2.80	g/dL	2.0-3.5	Calculated
A/G RATIO	1.5		0.9-2.0	Calculated



Patient Name : Mr.KANNAN T .	Collected : 29/Mar/2023 09:12AM
Age/Gender : 59 Y 3 M 7 D/M	Received : 29/Mar/2023 12:41PM
UHID/MR No : SALW.0000130293	Reported : 29/Mar/2023 02:08PM
Visit ID : SALWOPV186257	Status : Final Report
Ref Doctor : Dr.SELF	Sponsor Name : ARCOFEMI HEALTHCARE LIMITED
Emp/Auth/TPA ID : 154858	

DEPARTMENT OF BIOCHEMISTRY

ARCOFEMI - MEDIWHEEL - FULL BODY ANNUAL PLUS ABOVE 50Y MALE - 2D ECHO - PAN INDIA - FY2324

Test Name	Result	Unit	Bio. Ref. Range	Method
-----------	--------	------	-----------------	--------

RENAL PROFILE/RENAL FUNCTION TEST (RFT/KFT) , SERUM

CREATININE	1.00	mg/dL	0.72 – 1.18	JAFFE METHOD
UREA	37.00	mg/dL	17-43	GLDH, Kinetic Assay
BLOOD UREA NITROGEN	17.3	mg/dL	8.0 - 23.0	Calculated
URIC ACID	3.90	mg/dL	3.5–7.2	Uricase PAP
CALCIUM	9.40	mg/dL	8.8-10.6	Arsenazo III
PHOSPHORUS, INORGANIC	2.40	mg/dL	2.5-4.5	Phosphomolybdate Complex
SODIUM	135	mmol/L	136–146	ISE (Indirect)
POTASSIUM	4.7	mmol/L	3.5–5.1	ISE (Indirect)
CHLORIDE	97	mmol/L	101–109	ISE (Indirect)



Patient Name : Mr.KANNAN T .	Collected : 29/Mar/2023 09:12AM
Age/Gender : 59 Y 3 M 7 D/M	Received : 29/Mar/2023 12:41PM
UHID/MR No : SALW.0000130293	Reported : 29/Mar/2023 02:08PM
Visit ID : SALWOPV186257	Status : Final Report
Ref Doctor : Dr.SELF	Sponsor Name : ARCOFEMI HEALTHCARE LIMITED
Emp/Auth/TPA ID : 154858	

DEPARTMENT OF BIOCHEMISTRY

ARCOFEMI - MEDIWHEEL - FULL BODY ANNUAL PLUS ABOVE 50Y MALE - 2D ECHO - PAN INDIA - FY2324

Test Name	Result	Unit	Bio. Ref. Range	Method
GAMMA GLUTAMYL TRANSPEPTIDASE (GGT) , SERUM	34.00	U/L	<55	IFCC



Patient Name : Mr.KANNAN T .	Collected : 29/Mar/2023 09:12AM
Age/Gender : 59 Y 3 M 7 D/M	Received : 29/Mar/2023 12:45PM
UHID/MR No : SALW.0000130293	Reported : 29/Mar/2023 03:47PM
Visit ID : SALWOPV186257	Status : Final Report
Ref Doctor : Dr.SELF	Sponsor Name : ARCOFEMI HEALTHCARE LIMITED
Emp/Auth/TPA ID : 154858	

DEPARTMENT OF IMMUNOLOGY

ARCOFEMI - MEDIWHEEL - FULL BODY ANNUAL PLUS ABOVE 50Y MALE - 2D ECHO - PAN INDIA - FY2324

Test Name	Result	Unit	Bio. Ref. Range	Method
-----------	--------	------	-----------------	--------

THYROID PROFILE (TOTAL T3, TOTAL T4, TSH) , SERUM				
TRI-IODOTHYRONINE (T3, TOTAL)	0.93	ng/mL	0.7-2.04	CLIA
THYROXINE (T4, TOTAL)	11.14	µg/dL	6.09-12.23	CLIA
THYROID STIMULATING HORMONE (TSH)	1.053	µIU/mL	0.34-5.60	CLIA

Comment:

Serum TSH concentrations exhibit a diurnal variation with the peak occurring during the night and the nadir occurring between 10 a.m. and 4 p.m. In primary hypothyroidism, thyroid-stimulating hormone (TSH) levels will be elevated. In primary hyperthyroidism, TSH levels will be low. Elevated or low TSH in the context of normal free thyroxine is often referred to as subclinical hypo- or hyperthyroid-ism, respectively. Physiological rise in Total T3 / T4 levels is seen in pregnancy and in patients on steroid therapy.

Recommended test for T3 and T4 is unbound fraction or free levels as it is metabolically active.

Note:

For pregnant females	Bio Ref Range for TSH in uIU/ml (As per American Thyroid Association)
First trimester	0.1 - 2.5
Second trimester	0.2 - 3.0
Third trimester	0.3 - 3.0



Patient Name : Mr.KANNAN T .	Collected : 29/Mar/2023 09:12AM
Age/Gender : 59 Y 3 M 7 D/M	Received : 29/Mar/2023 12:45PM
UHID/MR No : SALW.0000130293	Reported : 29/Mar/2023 03:44PM
Visit ID : SALWOPV186257	Status : Final Report
Ref Doctor : Dr.SELF	Sponsor Name : ARCOFEMI HEALTHCARE LIMITED
Emp/Auth/TPA ID : 154858	

DEPARTMENT OF IMMUNOLOGY

ARCOFEMI - MEDIWHEEL - FULL BODY ANNUAL PLUS ABOVE 50Y MALE - 2D ECHO - PAN INDIA - FY2324

Test Name	Result	Unit	Bio. Ref. Range	Method
TOTAL PROSTATIC SPECIFIC ANTIGEN (tPSA) , SERUM	1.570	ng/mL	0-4	CLIA



Patient Name : Mr.KANNAN T .	Collected : 29/Mar/2023 09:12AM
Age/Gender : 59 Y 3 M 7 D/M	Received : 29/Mar/2023 04:44PM
UHID/MR No : SALW.0000130293	Reported : 29/Mar/2023 05:04PM
Visit ID : SALWOPV186257	Status : Final Report
Ref Doctor : Dr.SELF	Sponsor Name : ARCOFEMI HEALTHCARE LIMITED
Emp/Auth/TPA ID : 154858	

DEPARTMENT OF CLINICAL PATHOLOGY

ARCOFEMI - MEDIWHEEL - FULL BODY ANNUAL PLUS ABOVE 50Y MALE - 2D ECHO - PAN INDIA - FY2324

Test Name	Result	Unit	Bio. Ref. Range	Method
-----------	--------	------	-----------------	--------

COMPLETE URINE EXAMINATION , URINE

PHYSICAL EXAMINATION

COLOUR	PALE YELLOW		PALE YELLOW	Visual
TRANSPARENCY	CLEAR		CLEAR	Visual
pH	6.5		5-7.5	Bromothymol Blue
SP. GRAVITY	1.020		1.002-1.030	Dipstick

BIOCHEMICAL EXAMINATION

URINE PROTEIN	NEGATIVE		NEGATIVE	PROTEIN ERROR OF INDICATOR
GLUCOSE	POSITIVE (+)		NEGATIVE	GOD-POD
URINE BILIRUBIN	NEGATIVE		NEGATIVE	AZO COUPLING
URINE KETONES (RANDOM)	NEGATIVE		NEGATIVE	NITROPRUSSIDE
UROBILINOGEN	NORMAL		NORMAL	EHRlich
BLOOD	NEGATIVE		NEGATIVE	Dipstick
NITRITE	NEGATIVE		NEGATIVE	Dipstick
LEUCOCYTE ESTERASE	NEGATIVE		NEGATIVE	PYRROLE HYDROLYSIS

CENTRIFUGED SEDIMENT WET MOUNT AND MICROSCOPY

PUS CELLS	3-5	/hpf	0-5	Microscopy
EPITHELIAL CELLS	2-4	/hpf	<10	MICROSCOPY
RBC	ABSENT	/hpf	0-2	MICROSCOPY
CASTS	ABSENT		0-2 Hyaline Cast	MICROSCOPY
CRYSTALS	ABSENT		ABSENT	MICROSCOPY




Patient Name : Mr.KANNAN T .	Collected : 29/Mar/2023 09:12AM
Age/Gender : 59 Y 3 M 7 D/M	Received : 29/Mar/2023 04:40PM
UHID/MR No : SALW.0000130293	Reported : 29/Mar/2023 05:03PM
Visit ID : SALWOPV186257	Status : Final Report
Ref Doctor : Dr.SELF	Sponsor Name : ARCOFEMI HEALTHCARE LIMITED
Emp/Auth/TPA ID : 154858	

DEPARTMENT OF CLINICAL PATHOLOGY

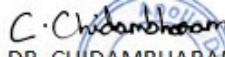
ARCOFEMI - MEDIWHEEL - FULL BODY ANNUAL PLUS ABOVE 50Y MALE - 2D ECHO - PAN INDIA - FY2324

Test Name	Result	Unit	Bio. Ref. Range	Method
URINE GLUCOSE(POST PRANDIAL)	POSITIVE (++)		NEGATIVE	Dipstick
URINE GLUCOSE(FASTING)	POSITIVE (+)		NEGATIVE	Dipstick


*** End Of Report ***



DR. R.SRIVATSAN
M.D.(Biochemistry)



DR. CHIDAMBHARAM C
M.D., D.N.B.
CONSULTANT PATHOLOGIST



Dr THILAGA
M.B.B.S, M.D(Pathology)
Consultant Pathologist



Patient Name	: Mr. KANNAN T .	Age/Gender	: 59 Y/M
UHID/MR No.	: SALW.0000130293	OP Visit No	: SALWOPV186257
Sample Collected on	:	Reported on	: 29-03-2023 18:13
LRN#	: RAD1962624	Specimen	:
Ref Doctor	: SELF		
Emp/Auth/TPA ID	: 154858		

DEPARTMENT OF RADIOLOGY

ULTRASOUND - WHOLE ABDOMEN

Liver shows uniform echopattern with no evidence of focal or diffuse pathology.
Intra and extra hepatic biliary passages are not dilated.

Gall bladder appears normal with no evidence of calculus.
Wall thickness appear normal.

Pancreas appears normal.
Spleen measures 7.9 cm and shows uniform echotexture.

Visualised aorta and IVC are normal.
No evidence of ascites or lymphadenopathy.

Right kidney measures 9.8 x 4.2 cm.
Left kidney measures 10.0 x 4.5 cm.
Both kidneys show normal echopattern with no evidence of calculi or calyceal dilatation.

Prostate measures 3.1 x 4.2 x 3.6 cm (Vol - 25 ml).

Bladder is normal in contour.

IMPRESSION:

No significant abnormality detected.

(The sonography findings should always be considered in correlation with the clinical and other

Patient Name : Mr. KANNAN T .

Age/Gender : 59 Y/M

investigation finding where applicable).



Dr. ARUN KUMAR S
MBBS, DMRD, DNB
Radiology

Patient Name	: Mr. KANNAN T .	Age/Gender	: 59 Y/M
UHID/MR No.	: SALW.0000130293	OP Visit No	: SALWOPV186257
Sample Collected on	:	Reported on	: 29-03-2023 14:14
LRN#	: RAD1962624	Specimen	:
Ref Doctor	: SELF		
Emp/Auth/TPA ID	: 154858		

DEPARTMENT OF RADIOLOGY

X-RAY CHEST PA

Lung fields are clear.

Cardio thoracic ratio is normal.

Apices, costo and cardiophrenic angles are free.

Cardio vascular shadow and hila show no abnormal feature.

Bony thorax shows no significant abnormality.

Domes of diaphragm are well delineated.

Impression:

Normal study.



Dr. AMARESH KUMAR A
MBBS. MD (Radio Diagnosis)
Radiology