



REVIVAL DIAGNOSTICS

HEALTH CHECK-UP SUMMARY

Name: Vicky Khodawala

Date: 11/02/2023

Email ID:

Sex: M Age: 31 Years Contact No: 8200085610

Remarks:	
Under-weight	-
Normal	-
Over-weight	✓

i> BMI

Height (in Cm): 165 Weight (in Kg): 84 BMI: 30.9

ii> Blood Pressure & Pulse

114/72 mm/hg
80/min.

If high or low, whether the person is on medication: YES / (NO)

iii> Blood Tests & Lung Function Remarks

RS }
EVS }
CNS } (NO)

If abnormal, whether the person is on medication: YES / (NO)

iv> Eye Test Remarks

Eye Test: (R) G/G (L) G/G
Color Vision: (R)

v> Heart Disease

Whether any specific heart ailment detected (ECG findings):
None

vi> Any other problems needing attention / Overall Assessment:

no

Dr. Chitrag Patel
M.B.B.S. G-49432

Signature of the Doctor
Revival Diagnostic
401, Aqua Corridor,
B/s. Star Bazar, Surat-395009
Mo. 91062-28601

V.S. Khodawala

0261 2747788, 9825947712

4th Floor, Aqua Corridor, Hazira Road, Adajan Pal, Surat-395009.

revivaldiagnostics.surat@gmail.com

www.revivaldiagnostics.com



NAME: Vicky Khodamela SEX: M
BIRTHDATE: 25/10/1991 AGE: 31

DEPARTMENT OF OPHTHALMOLOGY


EYE TEST:

1. VISION:

RIGHT EYE - 6/6

LEFT EYE - 6/6

2. COLOR VISION:

RIGHT EYE - 

LEFT EYE - 

3. FUNDUS:

RIGHT EYE - 

LEFT EYE - 

REMARKS:

V.S. Khodamela

Revival Diagnostic
401, Aqua Corridor,
B/s. Star Bazar, Surat-395009
Ophthalmologist/Optomtrist
MO/ 91082-28801

 0261 2747788, 9825947712

 4th Floor, Aqua Corridor, Hazira Road, Adajan Pal, Surat-395009.

 revivaldiagnostics.surat@gmail.com

 www.revivaldiagnostics.com



REVIVAL DIAGNOSTICS

Dental Assessment Form

NAME
AGE

Vicky Khadawala
31

DATE
SEX

11/02/2023
M

* CHIEF COMPLAINT

A CLINICAL FEATURES :- (2)

1 CAVIES :-
2 MISSING TOOTH :-
3 MALOCCLUSION :- } NO
4 FILLING :-

B DIAGNOSIS :- sound

C PERSONAL HISTORY :- Hygienic

D PROVISIONAL D/G :- (2)

E MEDICAL HISTORY :- NO

F FINAL D/G :- (2)

G TREATMENT PLAN :- NO

CLINT SIGN

(2) N.S. Khadawala

Revival Diagnostic
DOCTOR SIGN
B/s. Star Bazar, Surat-395009
Mo. 91062-28601



0261 2747788, 9825947712



4TH Floor, Aqua Corridor, Hazira Road, Adajan Pal, Surat-395009.



revivaldiagnostics.surat@gmail.com



www.revivaldiagnostics.com

This Medical Report Is Not Intended For Medico-legal Purposes.
Laboratory Test Results Are Subject To Technical Limitation And Should
Be Clinically Correlate For Final Diagnosis



REVIVAL DIAGNOSTICS



Name	VICKY KHADAWALA	Age/Gender	31Yrs/Male
Reg No.	1314/23	Receipt No	5681
Referred By	BOB - MEDI WHEEL(PKG10000240)	Mode of Payment	CREDIT
Collection Type	CENTER	Collection DateTime	11-Feb-2023 08:22 AM

BLOOD GROUP - 11022321 Released at 11-Feb-2023 01:19 PM

Parameter	Result	Biological Ref.Range	Method
-Blood Group	"B"		
-Rh Factor	POSITIVE		

CBC - 11022319 Released at 11-Feb-2023 11:22 AM

Parameter	Result	Biological Ref.Range	Method
-Haemoglobin	15.3 gm/dL	(13.5 - 18 gm/dL)	Auto
-RBC Count	5.58 mill/cumm	(4.6 - 6.2 mill/cumm)	Auto
-Total WBC Count	5300 /cumm	(4000 - 10000 /cumm)	Auto
-Platelet Count	2.75 lakh/cumm	(1.5 - 4.5 lakh/cumm)	Auto

Blood Indices

-HCT	47.5 %	(40 - 55 %)	Auto
-MCV	85.0 fl	(80 - 92 fl)	Auto
-MCH	27.4 pg	(27 - 31 pg)	Auto
-MCHC	32.3 gm/dL	(32 - 36 gm/dL)	Auto
-RDW	13.3 %	(11 - 15 %)	Auto

Diff WBC Count

-Polymorphs	50 %	(40 - 80 %)	Microscopically
-Lymphocytes	45 %	H (20 - 40 %)	Microscopically
-Eosinophils	03 %	(1 - 6 %)	Microscopically
-Monocytes	02 %	(2 - 7 %)	Microscopically
-Basophils	00 %	(0 - 1 %)	Microscopically
-PLATELET ON SMEAR	Adequate		Microscopically
-MALARIAL PARASITES	Malarial Parasites Not Detected		Microscopically

[Test performed on Fully Automated Hematology Analyzer ERBA H-360]

Revival Diagnostics
401-Aqua Corridor,
Beside Star Bazar, Adajan,
Surat-395009. Mo. 9825947712

Dr. Shivangi Gandhi

M.B.B.S, M.D (Pathology)
revivaldiagnostics.surat@gmail.com



0261 2747788, 9825947712



4TH Floor, Aqua Corridor, Hazira Road, Adajan Pal, Surat-395009.



revivaldiagnostics.surat@gmail.com



www.revivaldiagnostics.com

This Medical Report Is Not Intended For Medico-legal Purposes.
Laboratory Test Results Are Subject To Technical Limitation And Should
Be Clinically Correlate For Final Diagnosis



REVIVAL DIAGNOSTICS

Name	VICKY KHADAWALA	Age/Gender	31Yrs/Male
Reg No.	1314/23	Receipt No	5681
Referred By	BOB - MEDI WHEEL(PKG10000240)	Mode of Payment	CREDIT
Collection Type	CENTER	Collection DateTime	11-Feb-2023 08:22 AM

ESR - 11022319 Released at 11-Feb-2023 11:59 AM

Parameter	Result	Biological Ref.Range	Method
-E.S.R	02 mm/hr	(1 - 10 mm/hr)	



Revival Diagnostics
401-Aqua Corridor,
Beside Star Bazar, Adajan,
Surat-395009. Mo. 9825947712



0261 2747788, 9825947712



4TH Floor, Aqua Corridor, Hazira Road, Adajan Pal, Surat-395009.



Dr. Shivangi Gandhi
M.B.B.S, M.D (Pathology)
revivaldiagnostics.surat@gmail.com



www.revivaldiagnostics.com

This Medical Report Is Not Intended For Medico-legal Purposes.
Laboratory Test Results Are Subject To Technical Limitation And Should
Be Clinically Correlate For Final Diagnosis



REVIVAL DIAGNOSTICS



Name	VICKY KHADAWALA	Age/Gender	31Yrs/Male
Reg No.	1314/23	Receipt No	5681
Referred By	BOB - MEDI WHEEL(PKG10000240)	Mode of Payment	CREDIT
Collection Type	CENTER	Collection DateTime	11-Feb-2023 08:22 AM

FBS & PPBS - 11022320 Released at 11-Feb-2023 01:36 PM

Parameter	Result	Biological Ref.Range	Method
-Fasting Blood Sugar (FBS)	93 mg/dL	70-100 mg/dl Impaired Tolerance:100-125 Diabetes Mellitus:>=126 (On more than one occasion) (American diabetes association guidelines 2022)	
-Fasting Urine Sugar	Absent		
-Fasting Urine Acetone	Absent		
-PPBS	121 mg/dL	(90 - 140 mg/dL)	
-PP2BS URINE SUGAR	Absent		
-PP2BS URINE ACETONE	Absent		

HBA1C - 11022319 Released at 11-Feb-2023 02:48 PM

Parameter	Result	Biological Ref.Range	Method
-HBA1C	5.4 %	HbA1C Degree of Glucose Control <5.6 % Non Diabetics 5.7 - 6.4 % Prediabetics > =6.5 % Diabetics (REF:Wallace, 11th Edition) REMARKS: 6 - 7 % Excellent Control 7 - 8 % Good Control 8 - 10 % Unsatisfactory Control >10 % Poor Control	Boronate Affinity
-Method[]		High Performance Liquid Chromatography (HPLC)	

Revival Diagnostics
401-Aqua Corridor,
Beside Star Bazar, Adajan,
Surat-395009. Mo-9825947712
Dr. Shivangi Gandhi



0261 2747788, 9825947712



4TH Floor, Aqua Corridor, Hazira Road, Adajan Pal, Surat-395009.



revivaldiagnostics.surat@gmail.com



www.revivaldiagnostics.com

This Medical Report Is Not Intended For Medico-legal Purposes.
Laboratory Test Results Are Subject To Technical Limitation And Should
Be Clinically Correlate For Final Diagnosis



Name	VICKY KHADAWALA	Age/Gender	31Yrs/Male
Reg No.	1314/23	Receipt No	5681
Referred By	BOB - MEDI WHEEL(PKG1000240)	Mode of Payment	CREDIT
Collection Type	CENTER	Collection DateTime	11-Feb-2023 08:22 AM

LIVER FUNCTION TEST (LFT) - 11022321 Released at 11-Feb-2023 01:31 PM

Parameter	Result	Biological Ref.Range	Method
-Serum Total Bilirubin	0.5 mg/dL	(0 - 1.3 mg/dL)	Diazo
-Serum Direct Bilirubin	0.1 mg/dL	(0 - 0.4 mg/dL)	Diazo
-Serum InDirect Bilirubin	0.4 mg/dL	(0.1 - 1.3 mg/dL)	Calculated
-Total Protein (TP)	7.1 gm/dL	(6.4 - 8.3 gm/dL)	Biuret
-Albumin (ALB)	4.1 gm/dL	(3.5 - 5.2 gm/dL)	BCG
-Globulin	3.0 gm/dL	(2.3 - 3.6 gm/dL)	Calculated
-A/G Ratio	1.37 gm/dL	(1 - 2.3 gm/dL)	Calculated
-SGPT(ALT)	34 U/L	(5 - 45 U/L)	IFCC, Kinetic without Pyridoxal Phosphate
-SGOT (AST)	30 U/L	(0 - 35 U/L)	IFCC, Without Pyridoxal Phosphate
-Alkaline Phosph.	82 U/L	(42 - 128 U/L)	ALP-AMP
-GGT	29 U/L	(5 - 50 U/L)	Glupa-C

[Test performed on Fully Automated Biochemistry Analyzer ERBA EM200]

REVIVAL
DIAGNOSTICS

Revival Diagnostics
401-Aqua Corridor,
Beside Star Bazar, Adajan,
Surat-395009. Mo. 9825947712



0261 2747788, 9825947712



4th Floor, Aqua Corridor, Hazira Road, Adajan Pal, Surat-395009.



Dr. Shivangi Gandhi
M.B.B.S, M.D (Pathology)
revivaldiagnostics.surat@gmail.com



www.revivaldiagnostics.com



REVIVAL DIAGNOSTICS



Name	VICKY KHADAWALA	Age/Gender	31Yrs/Male
Reg No.	1314/23	Receipt No	5681
Referred By	BOB - MEDI WHEEL(PKG10000240)	Mode of Payment	CREDIT
Collection Type	CENTER	Collection DateTime	11-Feb-2023 08:22 AM

Creatinine - 11022321 Released at 11-Feb-2023 01:31 PM

Parameter	Result	Biological Ref.Range	Method
-Creatinine	0.8 mg/dL	(0.6 - 1.4 mg/dL)	ENZYMATIC

BUN - 11022321 Released at 11-Feb-2023 12:30 PM

Parameter	Result	Biological Ref.Range	Method
-Blood Urea Nitrogen (BUN)	11 mg/dL	(6 - 20 mg/dL)	Calculated

Uric Acid - 11022318 Released at 11-Feb-2023 01:31 PM

Parameter	Result	Biological Ref.Range	Method
-Uric Acid	7.8 mg/dL	H (3.5 - 7.2 mg/dL)	Uricase-POD

REVIVAL
DIAGNOSTICS

Revival Diagnostics
401-Aqua Corridor,
Beside Star Bazar, Adajan,
Surat-395009. Mo. 9825947712

Dr. Shivangi Gandhi

M.B.B.S, M.D (Pathology)

revivaldiagnostics.surat@gmail.com



0261 2747788, 9825947712



4th Floor, Aqua Corridor, Hazira Road, Adajan Pal, Surat-395009.



www.revivaldiagnostics.com



This Medical Report Is Not Intended For Medico-legal Purposes.
Laboratory Test Results Are Subject To Technical Limitation And Should
Be Clinically Correlate For Final Diagnosis



REVIVAL DIAGNOSTICS

Name	VICKY KHADAWALA	Age/Gender	31Yrs/Male
Reg No.	1314/23	Receipt No	5681
Referred By	BOB - MEDI WHEEL(PKG10000240)	Mode of Payment	CREDIT
Collection Type	CENTER	Collection DateTime	11-Feb-2023 08:22 AM

Lipid Profile - 11022321 Released at 11-Feb-2023 01:32 PM

Parameter	Result	Biological Ref.Range	Method
-Serum Cholesterol	256 mg/dL	H Desirable < 200 mg/dl Borderline High : 200-239 mg/dl High : > 240 mg/dl	CHOD-PAP
-Serum Triglyceride	215 mg/dL	H Normal < 150 mg/dl Borderline High : 150 - 159 mg/dl High : 200 - 499 mg/dl Very High : 500 mg/dl	GPO-POD Method
-Serum HDLD(Direct)	50 mg/dL	Normal :> 55 mg/dl Borderline : 35-55 mg/dl Undesirable: < 35 mg/dl	PVS-PEGME Precipitation with CHOD-POD
-Serum VLDL	43 mg/dL	H (5 - 30 mg/dL)	Calculated
-Serum LDLD(Direct)	163 mg/dL	H Optimal:< 100 mg/dl Above Optimal : 100- 129 mg/dl Borderline High : 130-159 mg/dl High : > 160-189mg/dl Very High : >190 mg/dl	Calculated
-Chol/HDL	5.12	Low risk: <3.8 Medium Risk: 3.8 to 5.9 High Risk: > 6	Calculated
-LDL/Chol	1.57	Low risk: <3.55 Medium Risk: 3.55 to 4.0 High Risk: > 6	Calculated

[Test performed on Fully Automated Biochemistry Analyzer ERBA EM200]

Revival Diagnostics
401-Aqua Corridor,
Beside Star Bazar, Adajan,
Surat-395009. Mo. 9825947712

Dr. Shivangi Gandhi

M.B.B.S, M.D (Pathology)

revivaldiagnostics.surat@gmail.com



0261 2747788, 9825947712



4TH Floor, Aqua Corridor, Hazira Road, Adajan Pal, Surat-395009.



www.revivaldiagnostics.com



This Medical Report Is Not Intended For Medico-legal Purposes.
Laboratory Test Results Are Subject To Technical Limitation And Should
Be Clinically Correlate For Final Diagnosis



Name	VICKY KHADAWALA	Age/Gender	31Yrs/Male
Reg No.	1314/23	Receipt No	5681
Referred By	BOB - MEDI WHEEL(PKG1000240)	Mode of Payment	CREDIT
Collection Type	CENTER	Collection DateTime	11-Feb-2023 08:22 AM

Urine Routine & Micro Examination - 11022323 Released at 11-Feb-2023 12:40 PM

Parameter	Result	Biological Ref.Range	Method
<u>Physical Examination</u>			
-Quantity	30		Manual
-Colour	Pale Yellow	Pale Yellow	Manual
-Appearance	Clear	Clear	Manual
-Reaction (pH)	Acidic		Dipstick
-Specific Gravity	1.030		Dipstick
<u>Chemical Examination</u>			
-Proteins.	Absent		Dipstick
-Sugar	Absent		Dipstick
-Acetone.	Absent		Dipstick
-Bile Salts	Absent	Absent	Dipstick
-Bile Pigments	Absent	Absent	Dipstick
-Occult Blood Test (OBT).	Negative		Dipstick
<u>Microscopic Examination</u>			
-Pus Cells	1-2		Microscopically
-Red Blood Cells	Absent		Microscopically
-Epithelial Cells	1-2		Microscopically
-Bacteria.	Absent		Microscopically
-Crystals	Absent	Absent	Microscopically
-Others	NIL	Absent	Microscopic Examination

Revival Diagnostics
401-Aqua Corridor,
Beside Star Bazar, Adajan,
Surat-395009. Mo. 9825947712

Dr. Shivangi Gandhi

M.B.B.S, M.D (Pathology)

revivaldiagnostics.surat@gmail.com



0261 2747788, 9825947712



4th Floor, Aqua Corridor, Hazira Road, Adajan Pal, Surat-395009.



revivaldiagnostics.surat@gmail.com



www.revivaldiagnostics.com



REVIVAL DIAGNOSTICS

Name	VICKY KHADAWALA	Age/Gender	31Yrs/Male
Reg No.	1314/23	Receipt No	5681
Referred By	BOB - MEDI WHEEL(PKG1000240)	Mode of Payment	CREDIT
Collection Type	CENTER	Collection DateTime	11-Feb-2023 08:22 AM

Total T3 T4 TSH - 11022321 Released at 11-Feb-2023 12:16 PM

Parameter	Result	Biological Ref.Range	Method
-Total T3	1.36 ng/ml	(0.87 - 1.78 ng/ml)	Fluorescence Enzyme Immunoassay
-Total T4	5.44 ug/dl	(4.6 - 11 ug/dl)	Fluorescence Enzyme Immunoassay
-TSH	2.14 uIU/ml	0.50 - 5.50 uIU/ml 5.5 to 15 ul U/ml - Suggested Clinical co-relation or Repeat test with new sample as physiological factors can give falsley high TSH Above 15uIU/ml Hypopyhyroid PREGNANT WOMEN normal ranges for TSH: 1st Trimester : 0.0878 - 2.8293 uIU/ml 2nd Trimester : 0.1998 - 2.7915 uIU/ml 3rd Trimester : 0.307 - 2.9028 uIU/ml Ref: TIETZ Fundamentals of Clinical Chemistry	Fluorescence Enzyme Immunoassay

[Test performed on Fully Automated Immunology Analyzer Maglumi-600]

Revival Diagnostics
401-Aqua Corridor,
Beside Star Bazar, Adajan,
Surat-395009. Mo. 9825947712

Dr. Shivangi Gandhi

M.B.B.S, M.D (Pathology)
revivaldiagnostics.surat@gmail.com

www.revivaldiagnostics.com



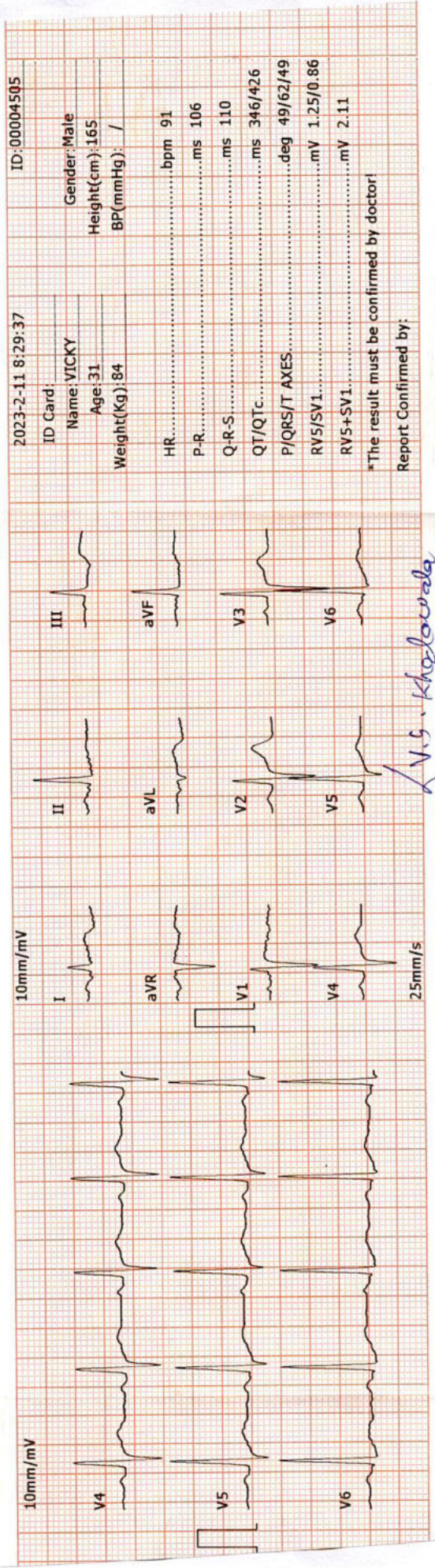
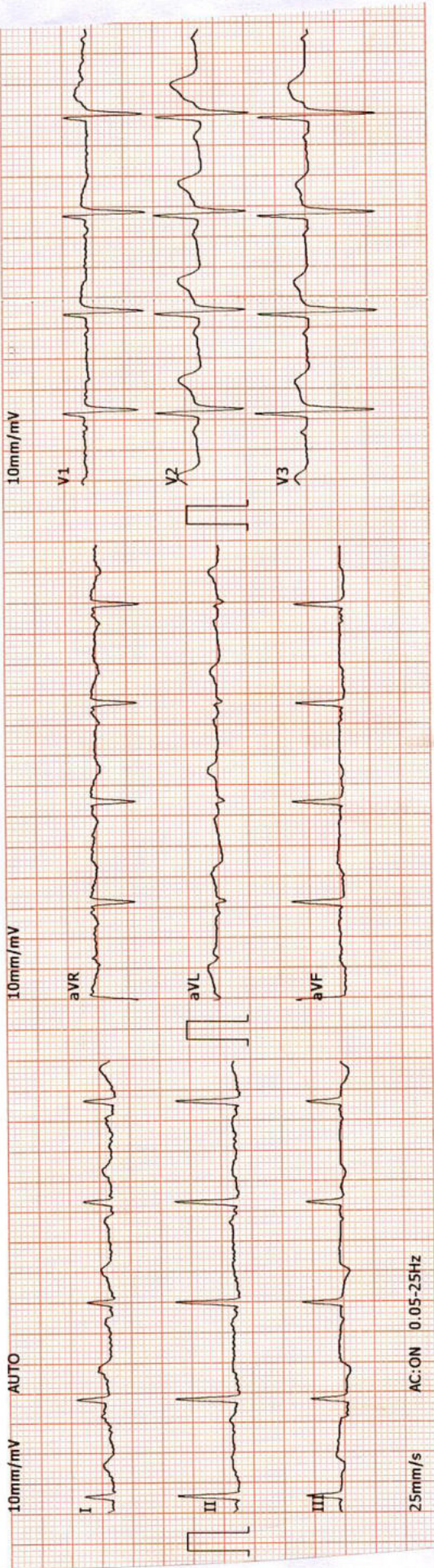
0261 2747788, 9825947712



4TH Floor, Aqua Corridor, Hazira Road, Adajan Pal, Surat-395009.



This Medical Report Is Not Intended For Medico-legal Purposes.
Laboratory Test Results Are Subject To Technical Limitation And Should
Be Clinically Correlate For Final Diagnosis



2023-2-11 8:29:37 ID:00004505
 ID Card: Gender: Male
 Name: VICKY Height(cm): 165
 Age: 31 BP(mmHg): /
 Weight(kg): 84
 HR: bpm 91
 P-R: ms 106
 Q-R-S: ms 110
 QT/QTc: ms 346/426
 P/QRS/T AXES: deg 49/62/49
 RV5/SV1: mV 1.25/0.86
 RV5+SV1: mV 2.11
 *The result must be confirmed by doctor!

Report Confirmed by:

V.S. Khoslawala

Revival Diagnostic
 401, Aqua Corridor,
 B/s. Star Bazar, Surat-395009
 Mo. 91062-28601

DR. ADITYA S. BORA
 MBBS, DNB, PGDCC
 PHYSICIAN & CLINICAL CARDIOLOGIST
 G-54906



REVIVAL DIAGNOSTICS

Name	VICKY KHADAWALA	Age/Gender	31Yrs/Male
Reg No.	1314/23	Receipt No	5681
Referred By	BOB - MEDI WHEEL(PKG10000240)	Mode of Payment	CREDIT
Collection Type	CENTER	Collection DateTime	11-Feb-2023 08:22 AM

ECG

- REPORT :

1. The rhythm is sinus.
2. Heart rate is 91 beats per minute.
3. Normal P,QRS,T wave axis.
4. Normal PR,QRS,Q.T. Duration.
5. No pathological q wave or ST-T changes seen.
6. No evidence of chamber hypertrophy or enlargement seen.

IMPRESSION : ECG WITHIN NORMAL LIMITS

Signature

Revival Diagnostic
401, Aqua Corridor,
B/s. Star Bazar, Surat-395009
Mo. 91062-28601

DR. ADITYA S. BORA
MBBS, DNB, PGDCC
PHYSICIAN & CLINICAL CARDIOLOGIST
G-54906



0261 2747788, 9825947712



4TH Floor, Aqua Corridor, Hazira Road, Adajan Pal, Surat-395009.



revivaldiagnostics.surat@gmail.com



www.revivaldiagnostics.com

This Medical Report Is Not Intended For Medico-legal Purposes.
Laboratory Test Results Are Subject To Technical Limitation And Should
Be Clinically Correlate For Final Diagnosis



2D-ECHOCARDIOGRAPHY & COLOR DOPPLER REPORT

Name:	VICKY KHADAWALA	Age/Gender	31Yrs /Male
Referred by.	MEDI WHEEL	Date	11 /02/2023

INDICATION: Preventive Health check up


- **CARDIAC CHAMBERS:** **Left Ventricle:** Normal size, **Left Atrium:** Normal size.
- No e/o thrombus in LA/LV.
- **Right Atrium:** Normal size. **Right Ventricle:** Normal size,
- **Normal Right Ventricular function.** (TAPSE=20mm)
- **Normal Left Ventricular systolic function. LVEF = 60% ,**
No regional wall abnormality. No thinning / scarring / dyskinesia of LV wall.
- **No Concentric Left Ventricular Hypertrophy.** (IVSd= 10 mm),
- **LV Compliance :**
NO Left Ventricular Diastolic Dysfunction [**LVDD**].
- **VALVES:**
- Structurally Normal Mitral valve/ Aortic valve/Tricuspid valve/ Pulmonary valve .
No significant Valvular Stenosis.
- **Doppler findings:** **AV max = 1.22 m/s, PV max = 0.91 m/s.**
Trivial MR, Trivial Tricuspid regurgitation.
- **No Pulmonary Arterial Hypertension. PASP** by TRjet vel.method = 23 mmHg.
- **SEPTAE:** IAS / IVS Appear Intact.
- **IVC :** Normal in dimension and shows good inspiratory 13mm collapse.
- **OTHERS:** No e/o Pericardial effusion / vegetation.

IMPRESSION:

**NORMAL LV SYSTOLIC FUNCTION, LVEF= 60 %, NO RWMA,
NO LVH , NO LVDD , NO PAH.**

Revival Diagnostic

401, Aqua Corridor,
B/s. Star Bazar, Surat-395009
Mo. 91062-28601


DR. ADITYA BORA
MBBS,DNB,PGDCC
**PHYSICIAN & CLINICAL
CARDIOLOGIST**



0261 2747788, 9825947712



4th Floor, Aqua Corridor, Hazira Road, Adajan Pal, Surat-395009.



revivaldiagnostics.surat@gmail.com



www.revivaldiagnostics.com

31

NAME: VICKY KHADAWALA
AGE: 31 YRS / MALE
REF BY: MEDI WHEEL





Name	VICKY KHADAWALA	Age/Gender	31Yrs/Male
Reg No.	1314/23	Receipt No	5681
Referred By	BOB - MEDI WHEEL(PKG10000240)	Mode of Payment	CREDIT
Collection Type	CENTER	Collection DateTime	11-Feb-2023 08:22 AM

CHEST RADIOGRAPH (PA VIEW)

- Hilar shadows are within normal limits.
- Pulmonary vasculature appears normal.
- Cardiac appears normal in size.
- Both domeh of the diaphragm are smooth.
- Both costophrenic recesses are clear.
- Both lung fields appear normal.
- Visualized bones and soft tissue shadows appear normal.

IMPRESSION: NORMAL STUDY.

DR.CHIRAG K PATEL
RADIOLOGIST

REVIVAL
DIAGNOSTICS

Dr. Chirag K. Patel
MBBS-DMPD
Reg. No. G-23509
Revival Diagnostic
4th Floor, Aqua Corridor,
Nr. Star Bazar, Hazira Main Road,
Adajan, Surat-395009.
Mo. 97266 726683



0261 2747788, 9825947712



4TH Floor, Aqua Corridor, Hazira Road, Adajan Pal, Surat-395009.



revivaldiagnostics.surat@gmail.com



www.revivaldiagnostics.com



Name	VICKY KHADAWALA	Age/Gender	31Yrs/Male
Reg No.	1314/23	Receipt No	5681
Referred By	BOB - MEDI WHEEL(PKG10000240)	Mode of Payment	CREDIT
Collection Type	CENTER	Collection DateTime	11-Feb-2023 08:22 AM

USG OF ABDOMEN & PELVIS

LIVER:

Liver is normal in size and increased echotexture.

No evidence of focal SOL or dilatation of IHBR seen.

Portahepatis appear normal.

GALLBLADDER:

Gallbladder appeared normal. No calculus or mass lesion seen.

PANCREAS:

Pancreas appears normal in size and echotexture.

No focal lesion, mass or pancreatitis.

SPLEEN:

Spleen appears normal in size and echotexture.

PARAAORTIC REGION:

Aorta grossly appears normal.

No paraaortic lymphnodes seen.

KIDNEYS:

Both kidneys appear normal in size, shape and in position.

Cortex and collecting system of both kidneys appears normal.

No evidence of calculus or obstructive uropathy on either side.

URINARY BLADDER:

Bladder appears normal. No calculus or mass lesion is seen.

PROSTATE:

Prostate appears normal in size and echotexture.

No evidence of free fluid in pelvis.

COMMENTS:

mildly fatty liver

Dr. Chirag K. Patel

MBBS-DMPD

Reg. No. G-23509

Revival Diagnostic

4th Floor, Aqua Corridor,

Nr. Star Bazar, Hazira Road, Adajan,

Surat-395009.

Mo. 97266 726683



0261 2747788, 9825947712



4TH Floor, Aqua Corridor, Hazira Road, Adajan Pal, Surat-395009.



revivaldiagnostics.surat@gmail.com



www.revivaldiagnostics.com