

REVIVAL DIAGNOSTICS



HEALTH CHECK-UP SUMMARY

Name: Priyanka Patel

Date: 03/07/2022

Email ID:

Sex: F Age: 37 Years Contact No: 9737233393

Remarks:	
Under-weight	✓
Normal	-
Over-weight	-

i> BMI

Height (in Cm): 147 Weight (in Kg): 35 BMI: 16.02.

ii> Blood Pressure & Pulse

112/70 mmHg
60/min. regular

If high or low, whether the person is on medication: YES / NO

iii> Blood Tests & Lung Function Remarks

RS }
CVS }
CNS } @

If abnormal, whether the person is on medication: YES / NO

iv> Eye Test Remarks

Eye Sight: (R) 6/9 (L) 6/9 with specs.
Color Vision: @

v> Heart Disease

Whether any specific heart ailment detected (ECG findings):

normal

Revival Diagnostic

401, Aqua Corridor,
B/s. Star Bazar, Surat-395009.
Mo. 91062-28601

vi> Any other problems needing attention / Overall Assessment:

no

C.K. Patel
Signature of the Doctor

@
Patel

Dr. Chirag Patel
M.B.B.S. G-49432

Laboratory Test Result are Subject to technical limitation and should be clinically correlate for final diagnosis

4th Floor, Aqua Corridor, Hazira Road, Adajan Paal, Surat-395009.

0261 2747788

revivaldiagnostics.surat@gmail.com

www.revivaldiagnostics.com

This medical report is not intended for medico-legal purposes.



NAME: Priyanka Patel SEX: F
BIRTHDATE: 26/06/1985 AGE: 37

DEPARTMENT OF OPHTHALMOLOGY

EYE TEST:

1. VISION:

RIGHT EYE - 6/9 } with specs.
LEFT EYE - 6/9 }

2. COLOR VISION:

RIGHT EYE - (2)
LEFT EYE - (2)

3. FUNDUS:

RIGHT EYE - (2)
LEFT EYE - (2)

REMARKS:

(2) *P. Patel*

Revival Diagnostic

401, Aqua Corridor,
B/s. Star Bazar, Surat-395009.

Ph. 91062-28601
Ophthalmologist/Optomtrist

Laboratory Test Result are Subject to technical limitation and should be clinically correlate for final diagnosis

4th Floor, Aqua Corridor, Hazira Road, Adajan Paal, Surat-395009.

0261 2747788

revivaldiagnostics.surat@gmail.com

www.revivaldiagnostics.com

This medical report is not intended for medico-legal purposes.



Name : PRIYANKA N PATEL
Age/Sex : 37 Yrs. Female
UHID : 19430
Ref. By Dr. : MEDI WHEEL
Category : CTR

Date : 03-Jul-2022 9:09 am
Receipt No : 3112
Lab ID : 15263


Collection Date & Time : 03-Jul-2022 9:09 am

CBC HAEMOGRAM

PARAMETER	RESULT	UNITS	Biological Reference Range
Hemoglobin	: 12.3	gm/dL	11.5-16.4
RBC Count	: 5.53	m/c.mm.	3.9-5.6
WBC Count	: 4100	c. mm.	4,000 - 10,000
Platelet Count	: 2.33	c. mm.	1.5 Lac - 5.0 Lac
Blood Indices			
Hematocrit (PCV)	: 39.0	%	36-47 %
MCV	: 70.5	fl	75-96
MCH	: 22.2	pg	27-32
MCHC	: 31.5	g/dL	30-36
RDW	: 14.1	%	11- 16
ESR (WINTORBE)	: 09	mm./hr.	0-30 below the age of 50 yrs.
DIFF WBC Count			
Neutrophils	: 65	%	40-75
Lymphocytes	: 30	%	20-50
Eosinophils	: 03	%	1-6
Monocytes	: 02	%	2-10
Basophils	: 00	%	0-5
Band Form	: 00	%	0-5
Smear Study			
Platelets in Smear	: Adequate		
Malarial Parasites	: Malarial Parasites Not Detected		
Blood Group	: "O"		
RH Factor	: Positive		

Revival Diagnostic
401, Aqua Corridor,
B/s. Star Bazar, Surat-395009
Mo. 91062-28601

Lab Technician/Technologist


Dr. Mihir Icecreamwala
M.B.B.S.,M.D. Pathologist

Operator Name : Zarna Gandhi Reporting Print Date & Time : 03 Jul 2022
Laboratory Test Result are Subject to technical limitation and should be taken as a primary line for final diagnosis

4th Floor, Aqua Corridor, Hazira Road, Adajan Paal, Surat-395009.

☎ 0261 2747788

✉ revivaldiagnostics.surat@gmail.com

🌐 www.revivaldiagnostics.com

This medical report is not intended for medico-legal purposes.



Name : PRIYANKA N PATEL
Age/Sex : 37 Yrs. Female
UHID : 19430
Ref. By Dr. : MEDI WHEEL
Category : CTR

Date : 03-Jul-2022
Receipt No : 3112
Lab ID : 15263

Collection Date & Time : 03-Jul-2022 9:09 am

REPORT OF SERUM LIPID PROFILE

Test	Result	Biological Reference Range
Serum Cholesterol (Mehod : CHOD-POD)	145	Normal : Less than 200 mg / dl Borderline : 200 to 239 mg / dl Undesirable : More than 240 mg / dl
Serum Triglyceride (Mehod : GPO-POD)	85	Normal : Less than 150 mg / dl Borderline High : 150 to 199 mg / dl High : 200 - 499 mg / dl Very High : More than 500 mg / dl
Serum HDL - Cholesterol (Mehod : PVS-PEGME Precipitation with CHOD-POD)	76	Desirable : More than 65 mg / dl Borderline : 45 to 65 mg / dl Undesirable : Less than 45 mg / dl
Serum LDL - Cholesterol (Mehod : Calculated)	52	Optimal : Less than 100 mg / dl Above Optimal : 100 - 129 mg / dl Borderline High : 130 to 159 mg / dl High : 160 to 189 mg / dl Very High : More than 190 mg / dl
VLDL (Mehod : Calculated)	17	Normal : 5 to 30 mg / dl
Chol. / HDL - Chol. Ratio	1.9	Low Risk : Less than 3.1 Medium Risk : 3.1 to 5.9 High Risk : More than 6
LDL / HDL - Chol. Ratio	0.68	Low Risk : Less than 3.55 Medium Risk : 3.55 - 4 High Risk : More than 6

Revival Diagnostic

401, Aqua Corridor,
Lab Technician/Technologist B/s. Star Bazar, Surat-395009
Mo. 91062-28601

Dr. Mihir Icecreamwala
M.B.B.S..M.D. Pathologist

Operator Name: Zarna Gandhi

Reporting PrintDate & Time: 03-Jul-2022

Laboratory Test Result are Subject to technical limitation and should be clinically correlate for final diagnosis

4th Floor, Aqua Corridor, Hazira Road, Adajan Paal, Surat-395009.

☎ 0261 2747788

✉ revivaldiagnostics.surat@gmail.com

🌐 www.revivaldiagnostics.com

This medical report is not intended for medico-legal purposes.



Name : PRIYANKA N PATEL
Age/Sex : 37 Yrs. / Female
UHID : 19430
Catagory : CTR
Ref. By Dr. : MEDI WHEEL

Date : 03-Jul-2022 9:09 am
Receipt No : 3112
Lab ID : 15263
Collection Date & Time : 03-Jul-2022 9:09 am

ROUTINE URINE EXAMINATION REPORT

PHYSICAL EXAMINATION :

Quantity : 30 ml
Colour : Pale Yellow
Appearance : Clear
Reaction : Acidic
Specific Gravity : 1.010

CHEMICAL EXAMINATION :

Proteins : Absent
Sugar : Absent
Acetone : Absent
Bile Salts : Absent
Bile Pigments : Absent
Urobilinogen : Normal
O.B.T. : Negative

MICROSCOPIC EXAMINATION :

Pus Cells : 1-2/hpf.
R. B. C. : Absent
Epithelial Cells : 1-2/hpf.
Bacteria : Absent
Casts : Absent
Crystals : Absent
Yeast cell : Absent
Mucus : Absent
Other Findings : NIL

Revival Diagnostic

401, Aqua Corridor,
B/s. Star Bazar, Surat-395009
Mo. 91062-28601

Lab Technician/Technologist

Dr. Mihir Icecreamwala
M.B.B.S.,M.D. Pathologist

Laboratory Test Result are Subject to technical limitation and should be clinically correlate for final diagnosis

Operator Name: Zarna Chaudhary, Aqua Corridor, Hazira Road, Surat-395009 Reporting Date & Time: 03-Jul-2022 11:12:00AM

☎ 0261 2747788

✉ revivaldiagnostics.surat@gmail.com

🌐 www.revivaldiagnostics.com

This medical report is not intended for medico-legal purposes.



Name : PRIYANKA N PATEL

Date : 03-Jul-2022

Age/Sex : 37 Yrs. Female

Receipt No : 3112

UHID : 19430

Ref. By Dr. : MEDI WHEEL

Lab ID : 15263

Report By Dr. : Dr.

Catagory : CTR

Collection Date & Time : 03-Jul-2022 9:09 am

REPORT OF GLYCOSYLATED HEMOGLOBIN [HbA1C]

Parameter	Result	Unit	Biological Reference Interval
Hemoglobin A1C(HbA1C)	5.3	%	HbA1C Degree of Glucose Control

< 5.6 % Non Diabetics
5.7 - 6.4 % Prediabetics
> = 6.5 % Diabetics

(REF : Wallace, 11th Edition)

REMARKS:

6 - 7 % Excellent Control
7 - 8 % Good Control
8 -10 % Unsatisfactory Control
> 10 % Poor Control


Method : High performance liquid chromatography (HPLC)

MEAN BLOOD GLUCOSE OVER THE PAST 60 DAYS FROM THE HbA1C RESULT : 000 mg/dl

Remarks : GHb test is useful for the long term control and monitoring of diabetes mellitus since it reflects the integration of blood glucose levels during past 4-8 weeks.

Lab Technician/Technologist

Revival Diagnostic
401, Aqua Corridor,
B/s. Star Bazar, Surat-395009
Mo. 91062-28601


Dr. Mihir Icecreamwala
M.B.B.S..M.D. Pathologist

Operator Name :Zarna Gandhi

Reporting Print Date & Time :03-Jul-2022

Laboratory Test Result are Subject to technical limitation and should be clinically correlate for final diagnosis



NAME	PRIYANKA PATEL	DATE	3-Jul-22
REFERRED BY	MEDI WHEEL	AGE / SEX	37 YRS / F

Thanks for the reference

USG ABDOMEN AND PELVIS

LIVER: is normal in size and shows homogenous echotexture.

No evidence of intrahepatic biliary radicles dilatation / focal space occupying lesion.

The portal vein and common bile duct shows normal caliber.

GALL BLADDER: is distended and shows smooth walls. Wall thickness is normal.

No evidence of sludge / calculus. No evidence of pericholecystic collection.

SPLEEN: Is normal in size and shows normal echo pattern.

PANCREAS: shows normal echo anatomy and its relationship with splenic vein is normal.

KIDNEYS: Both the kidneys are normal in size, shape and location and show normal cortico-medullary differentiation.

Bilateral few small 2-4 mm calculi noted.

Right kidney measures- 9.5 x 4.3 cms.

Left kidney measures- 9.4 x 4.2 cms.

No evidence of hydronephrosis or calculus.

URINARY BLADDER: is distended with smooth walls.

No evidence of diverticulum or calculus.

UTERUS: suboptimally visualized.

OVARY: Both ovaries are not visualized.

No evidence of ascites or pleural effusion.

Fluid and gas filled bowel loops with normal wall thickness and peristalsis noted.

IMPRESSION:

- **Bilateral few small 2-4 mm calculi noted.**

Dr. Chirag K. Patel

MBBS-DMPD

Reg. No. G-23509

DR. CHIRAG K. PATEL

4th Floor, Aqua Corridor

Nr. Star Bazar, Hazira Main Road,

Adajan, Surat-395009.

Mo. 97266 726683

Laboratory Test Result are Subject to technical limitation and should be clinically correlate for final diagnosis

4th Floor, Aqua Corridor, Hazira Road, Adajan Paal, Surat-395009.

0261 2747788

revivaldiagnostics.surat@gmail.com

www.revivaldiagnostics.com

This medical report is not intended for medico-legal purposes.

R



NAME: PATEL PRIYANKA
AGE: 37Y/F
REF BY: MEDI WHEEL





Name : PRIYANKA N PATEL

Age/Sex : 37 Yrs. Female

UHID : 19430

Ref. By Dr : MEDI WHEEL

Catagory : CTR

Date : 03-Jul-2022

Rec No : 3112

Lab ID : 15263

Collection Date & Time : 03-Jul-2022 9:09 am

CHEST RADIOGRAPH-PA VIEW

Hilar shadows are within normal limits.

Pulmonary vasculature appears normal.

Cardiac appears normal in size.

Both domeh of the diaphragm are smooth.

Both costophrenic recesses are clear.

Both lung fields appear normal.

Visualized bones and soft tissue shadows appear normal.

IMPRESSION:

NORMAL STUDY.

Dr. Chirag K. Patel
MBBS-DMPD

Reg. No. G-22509
DR. CHIRAG K. PATEL
Revival Diagnostics
RADIOLOGIST
4th Floor, Aqua Corridor,
Nr. Star Bazar, Hazira Main Road,
Adajan, Surat-395009.
Mo. 97266 726683

Laboratory Test Result are Subject to technical limitation and should be clinically correlate for final diagnosis

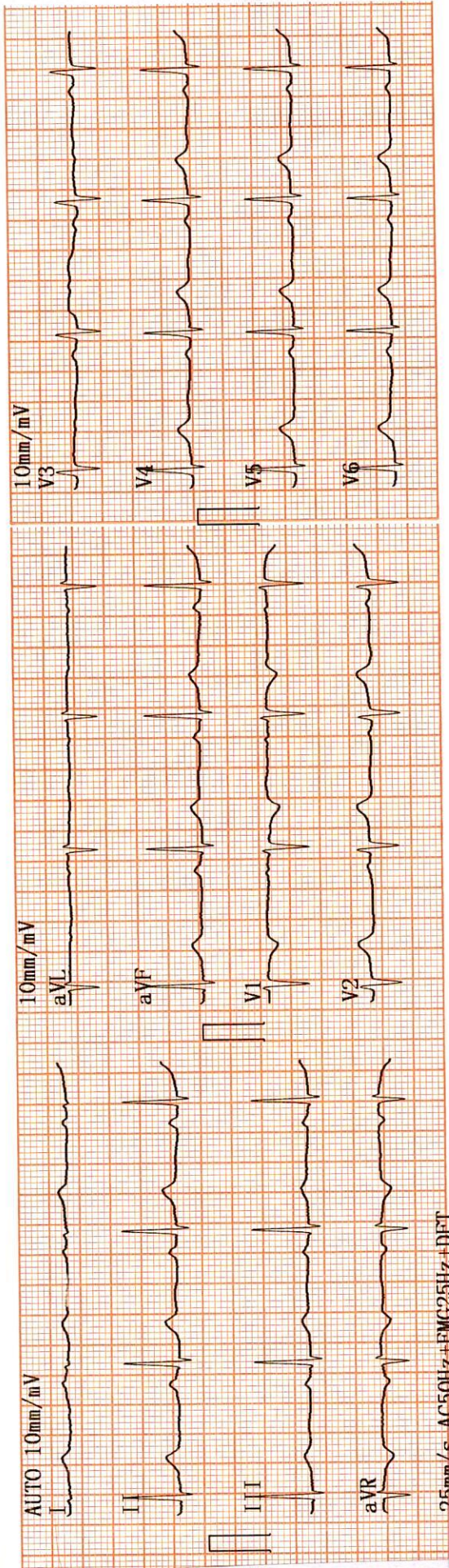
📍 4th Floor, Aqua Corridor, Hazira Road, Adajan Paal, Surat-395009.

☎ 0261 2747788

✉ revivaldiagnostics.surat@gmail.com

🌐 www.revivaldiagnostics.com

This medical report is not intended for medico-legal purposes.



2022-07-03 09:29

Normal Sinus Rhythm;
Longitudinal Right ax

**Report need physician

Physician

ID	Name	Age	Weight
	: <i>Bhuvanesh Patel</i>	: 37	: 35 kg
Sex	Height	SYS	DIA
	: 167		
HR	PR Interval	P Duration	QRS Duration
: 69 bpm	: 161 ms	: 94 ms	: 63 ms
T Duration	QT/QTc	P/QRS/T Axis	R(V5)/S(V1)
: 160 ms	: 361/386 ms	: 70.4/92.1/69.6 deg	: 0.76/0.62
R(V5)+S(V1)			
: 1.37			

25mm/s

DR ADITI PATEL
 M.B.B.S., D. CARD (MUM)
 CLINICAL CARDIOLOGIST
 REG.NO.G-42901

Revival Diagnostic
 401, Aqua Corridor,
 B/s. Star Bazar, Surat-395009.
 Mo. 91062-28601

REVIVAL DIAGNOSTICS



Name : PRIYANKA N PATEL

Date : 03-Jul-2022

Age/Sex : 37 Yrs. Female

Rec No : 3112

UHID : 19430

Ref. By Dr : MEDI WHEEL

Lab ID : 15263

Catagory : CTR

Collection Date & Time : 03-Jul-2022 9:09 am

ECG

Test	Observed Value	Biological Reference Interval
------	----------------	-------------------------------

ECG

1. The rhythm is sinus.
2. Heart rate is 69 beats per minute.
3. Normal P,QRS,T wave axis.
4. Normal PR,QRS,Q.T. Duration.
5. No pathological q wave or ST-T changes seen.
6. No evidence of chamber hypertrophy or enlargement seen.

IMPRESSION : ECG WITHIN NORMAL LIMITS

DR. ADITI PATEL
M.B.B.S., D. CARD (MUM)
CLINICAL CARDIOLOGIST
REG.NO.G-42901

Revival Diagnostic
401, Aqua Corridor,
B/s. Star Bazar, Surat-395009.
Mo. 91062-28601

Laboratory Test Result are Subject to technical limitation and should be clinically correlate for final diagnosis

4th Floor, Aqua Corridor, Hazira Road, Adajan Paal, Surat-395009.

0261 2747788

revivaldiagnostics.surat@gmail.com

www.revivaldiagnostics.com

This medical report is not intended for medico-legal purposes.

REDIUS DIAGNOSTICS

4TH FLOOR, AQUA CORRIDOE, NEAR STAR BAZAR, ADAJAN- 395009, SURAT

916/PATEL PRIYANKA 37 Yrs/Female 35 Kg/147 Cms

Date: 03-Jul-2022 10:30:08 AM

Ref. By : MEDI WHEEL

Summary

Protocol : BRUCE

Objective : FOR TESTING PURPOSE ONLY.

Stage	StageTime (Min:Sec)	PhaseTime (Min:Sec)	Speed (kmph)	Grade (%)	METs	H.R. (bpm)	B.P. (mmHg)	R.P.P. x100	PVC	Comments
Supine					1.0	88	112/70	98	-	
Standing					1.0	78	112/70	87	-	
HV					1.0	79	112/70	88	-	
ExStart					1.0	82	112/70	91	-	
Stage 1	3:00	3:01	2.7	10.0	4.6	104	120/70	124	-	
Stage 2	3:00	6:01	4.0	12.0	7.0	115	135/90	155	-	
PeakEx	0:03	6:04	5.5	14.0	7.1	104	135/90	140	-	
Recovery	1:00		0.0	0.0	1.1	98	135/90	132	-	
Recovery	2:00		0.0	0.0	1.0	94	110/80	103	-	
Recovery	3:00		0.0	0.0	1.0	90	110/80	99	-	
Recovery	3:24		0.0	0.0	1.0	85	110/80	93	-	
Recovery					0.0	0	---/---	0	-	

Medication : Nil

History : Nil

Test End Reason : Leg Pain, TEST INCOMPLETE ✓

Findings :

The patient exercised according to BRUCE for 6:4, achieving a work level of Max METS:7.1. Resting heart rate initially 88 bpm, rose to a max. heart rate of 115 bpm which represents 63% of maximum age predicted heart rate. Resting blood pressure 112/70 mmhg, rose to a maximum blood Pressure of 135/90 mmhg. The exercise stress test was stopped due to Leg Pain, TEST INCOMPLETE

Parameters :

Exercise Time : 6:04 minutes

Max HR attained : 115 bpm 63% of Max Predictable HR 183

Max BP : 135/90(mmHg)

WorkLoad attained : 7.1 (Fair Effort Tolerance)

NOsignificant ST segment changes noted during exercise or recovery.

NOAngina /Arrhythmia/S3/murmur

Final Impression : TMT is INCONCLUSIVE for inducible ischaemia.

Advice/Comments:

Revival Diagnostic

401, Aqua Corridor,

B/s. Star Bazar, Surat-395009.

Print Date: 03/07/2022 10:30:08 AM

Mo: 91062-28601

DR. ADITI PATEL
M.B.B.S., D. CARD (MUM)
CLINICAL CARDIOLOGIST

REG.NO.G-42901

DR. ADITI PATEL



REDIUS DIAGNOSTICS

4TH FLOOR, AQUA CORRIDOE, NEAR STAR BAZAR, ADAJAN- 395009, SURAT

916/PATEL PRIYANKA
37 Yrs/Female
35 Kg/147 Cms

Date: 03-Jul-2022 10:30:08 AM

HR: 88 bpm
METS: 1.0
BP: 112/70

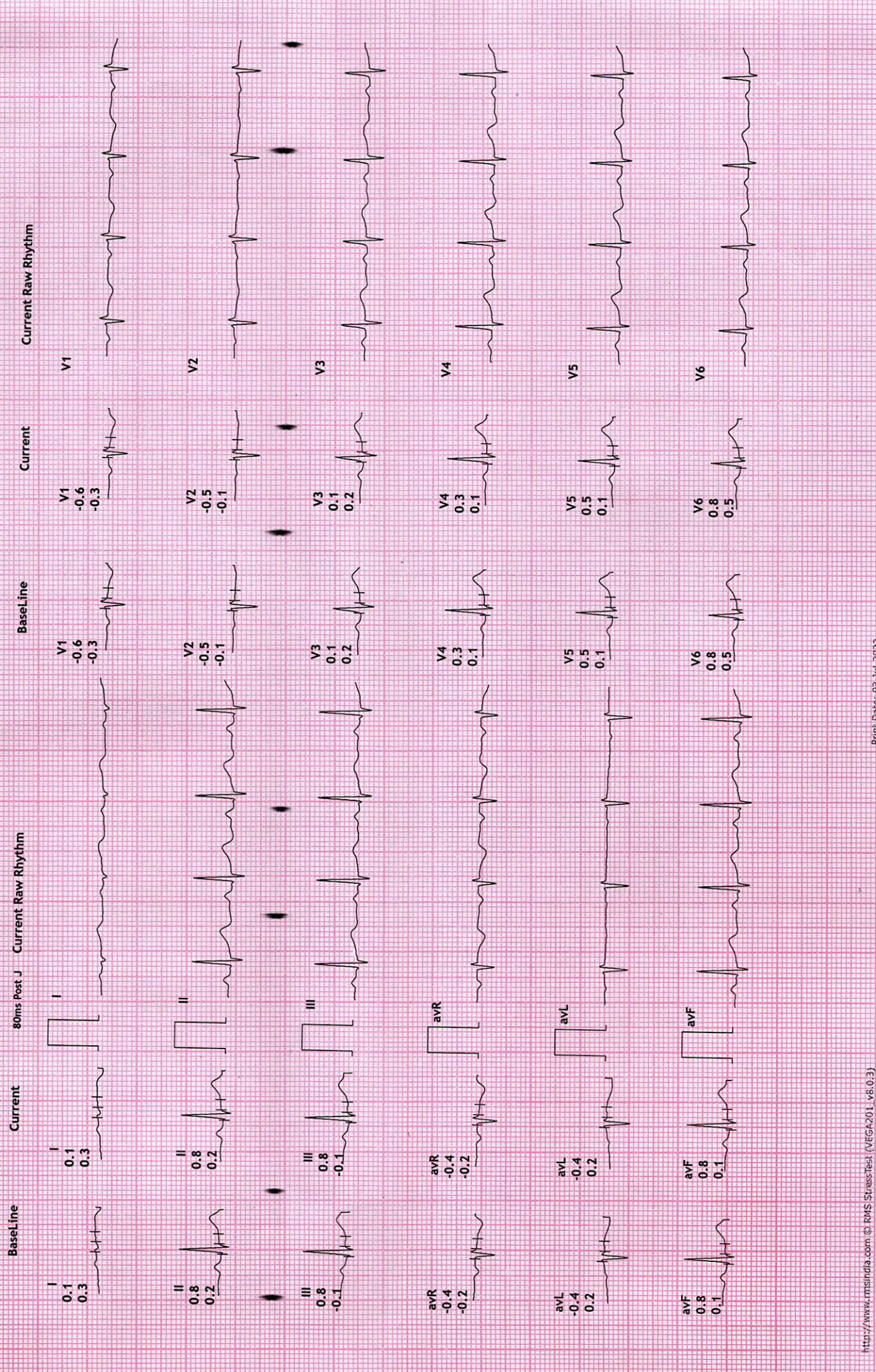
MPHR: 48% of 183
Speed: 0.0 kmph
Grade: 0.0%

12 Lead + Comparison

Raw ECG
BRUCE
(1.0-100)/HZ

Ex Time 00:35
BLC :On
Notch :On

SUPINE
10.0 mm/mV
25 mm/Sec.



REDIUS DIAGNOSTICS

4TH FLOOR, AQUA CORRIDOE, NEAR STAR BAZAR, ADAJAN- 395009, SURAT

916/PATEL PRIYANKA
37 Yrs/Female
35 Kg/147 Cms

HR: 79 bpm
METS: 1.0
BP: 112/70

MPHR: 43% of 183
Speed: 0.0 kmph
Grade: 0.0%

Raw ECG
BRUCE
(1.0-100)Hz

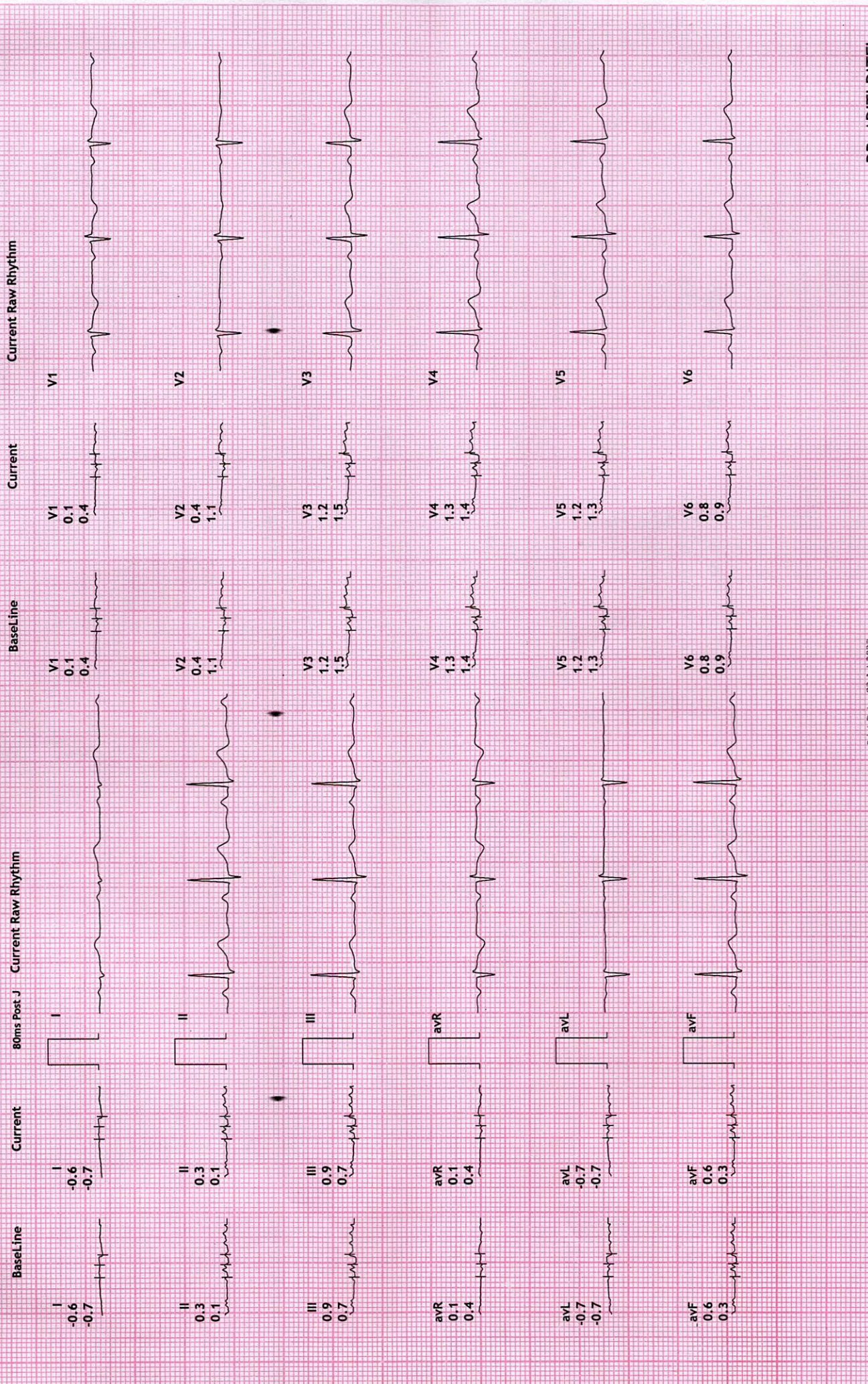
Ex Time 00:46
BLC :On
Notch :On

STANDING
10.0 mm/mV
25 mm/Sec.

12 Lead + Comparison



Date: 03-Jul-2022 10:30:08 AM



REDIUS DIAGNOSTICS

4TH FLOOR, AQUA CORRIDOE, NEAR STAR BAZAR, ADAJAN- 395009, SURAT

916/PATEL PRIYANKA
37 Yrs/Female
35 Kg/147 Cms

HR: 81 bpm
METS: 1.0
BP: 112/70

MPHR: 44% of 183
Speed: 0.0 kmph
Grade: 0.0%

Raw ECG
BRUCE
(1.0-100)Hz

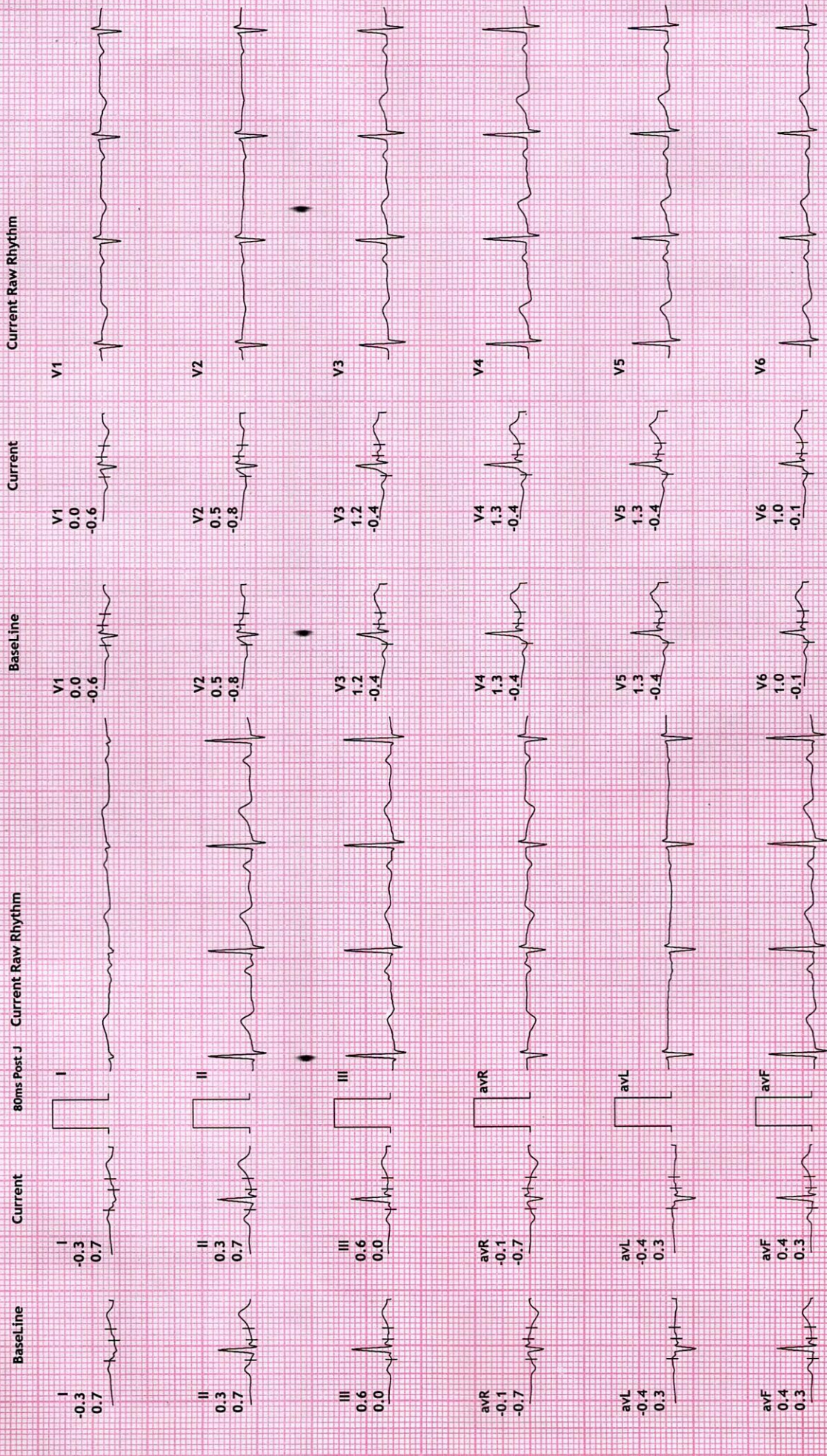
Ex Time 00:59
BLC :On
Notch :On

HV
10.0 mm/mV
25 mm/Sec.

12 Lead + Comparison



Date: 03-Jul-2022 10:30:08 AM



REDIUS DIAGNOSTICS

4TH FLOOR, AQUA CORRIDOE, NEAR STAR BAZAR, ADAJAN- 395009, SURAT

916/PATEL PRIYANKA
37 Yrs/Female
35 Kg/147 Cms

HR: 83 bpm
METS: 1.0
BP: 112/70

MPHR: 45% of 183
Speed: 0.0 kmph
Grade: 0.0%

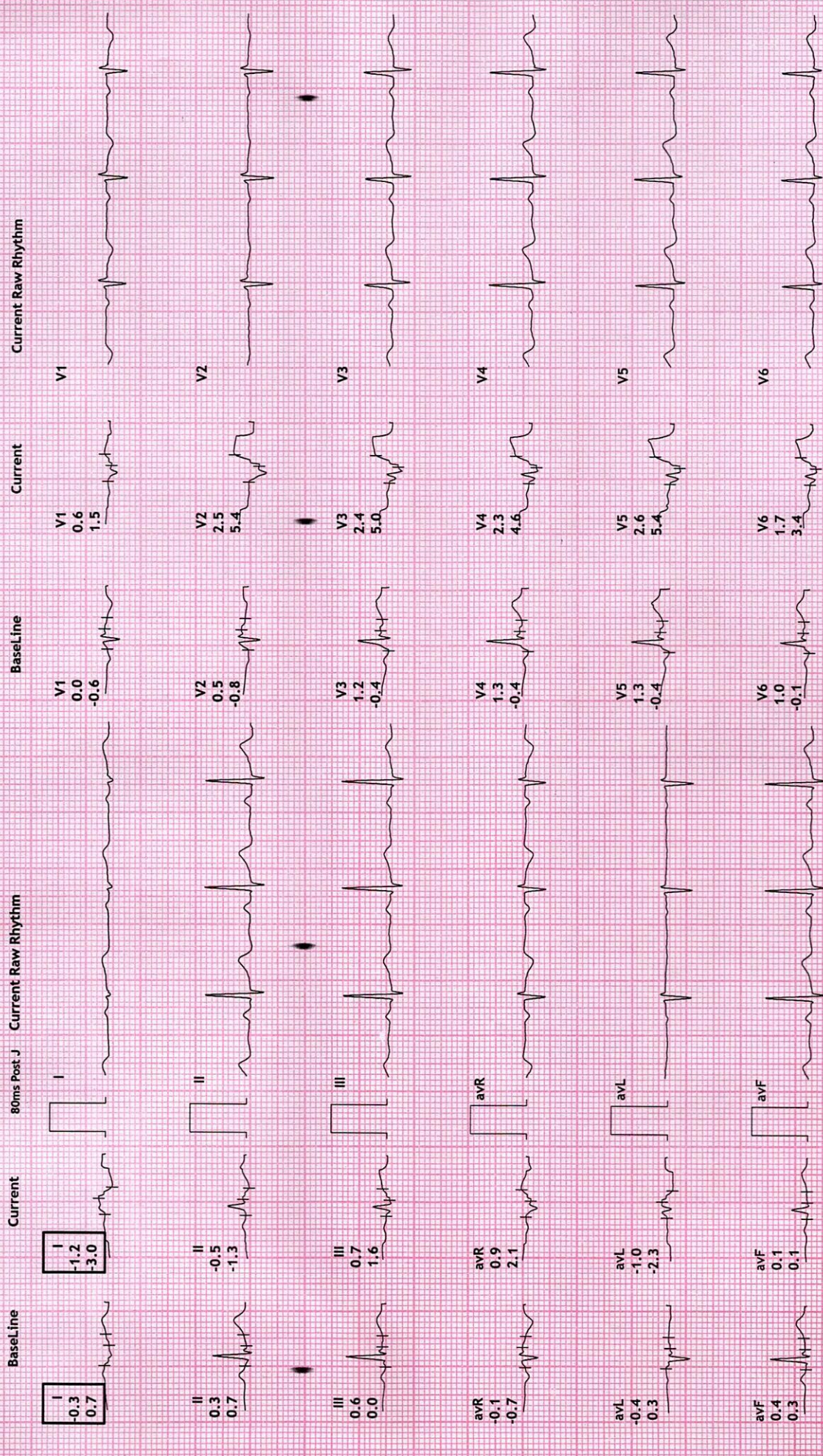
Raw ECG
BRUCE
(1.0-100)Hz

Ex Time 00:00
BLC :On
Notch :On

ExStrt
10.0 mm/mV
25 mm/Sec.

12 Lead + Comparison

Date: 03-Jul-2022 10:30:08 AM



REDIUS DIAGNOSTICS

4TH FLOOR, AQUA CORRIDOE, NEAR STAR BAZAR, ADAJAN- 395009, SURAT

916./PATEL PRIYANKA

37 Yrs/Female

35 Kg/147 Cms

Date: 03-Jul-2022 10:30:08 AM

HR: 104 bpm

METS: 4.6

BP: 120/70

MPHR:56% of 183

Speed: 2.7 kmph

Grade: 10.0%

12 Lead + Comparison

Raw ECG

BRUCE

(1.0-100)Hz

Ex Time 03:00

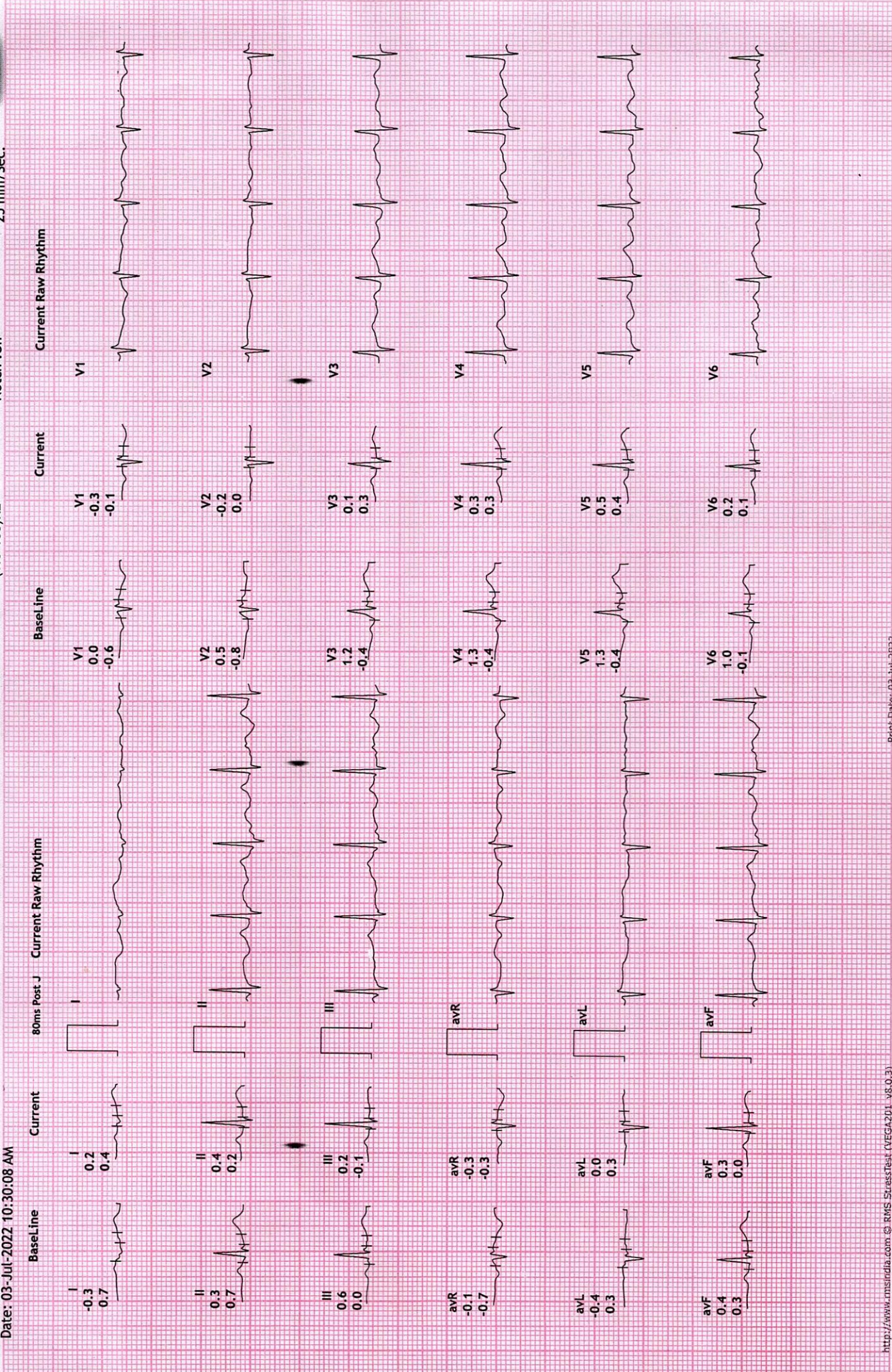
BLC :On

Notch :On

Stage 1 (03:00

10.0 mm/mV

25 mm/Sec.



REDIUS DIAGNOSTICS

4TH FLOOR, AQUA CORRIDOE, NEAR STAR BAZAR, ADAJAN- 395009, SURAT

916/PATEL PRIYANKA

37 Yrs/Female

35 Kg/147 Cms

Date: 03-Jul-2022 10:30:08 AM

HR: 115 bpm

METS: 7.0

BP: 135/90

MPHR: 62% of 183

Speed: 4.0 kmph

Grade: 12.0%

12 Lead + Comparison

Raw ECG

BRUCE

(1.0-100)Hz

Ex Time 06:00

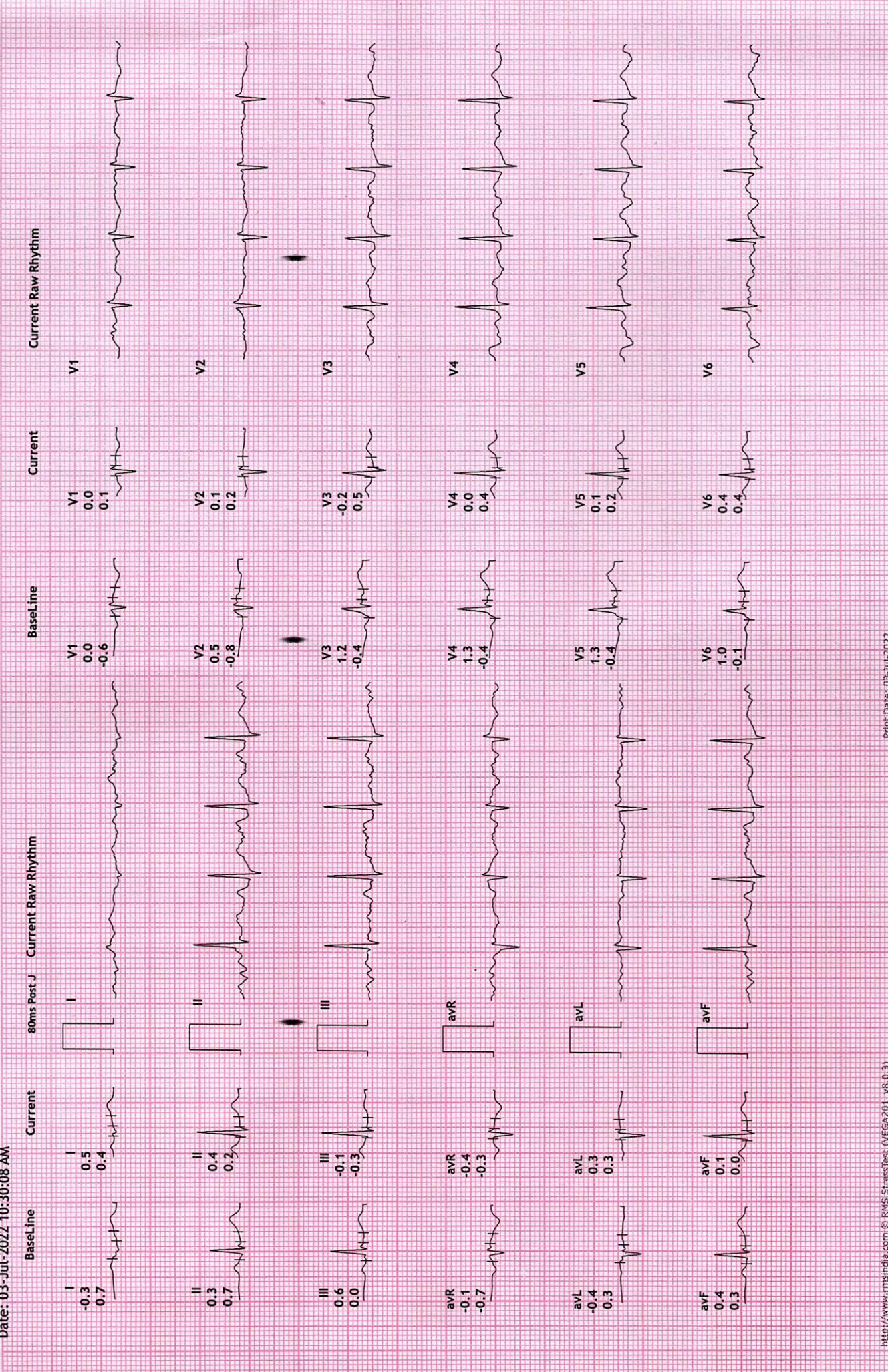
BLC :On

Notch :On

Stage 2 (03:00

10.0 mm/mV

25 mm/Sec.



REDIUS DIAGNOSTICS

4TH FLOOR, AQUA CORRIDOE, NEAR STAR BAZAR, ADAJAN- 395009, SURAT

916/PATEL PRIYANKA
37 Yrs/Female
35 Kg/147 Cms

HR: 112 bpm
METS: 7.1
BP: 135/90

MPHR: 61% of 183
Speed: 5.5 kmph
Grade: 14.0%

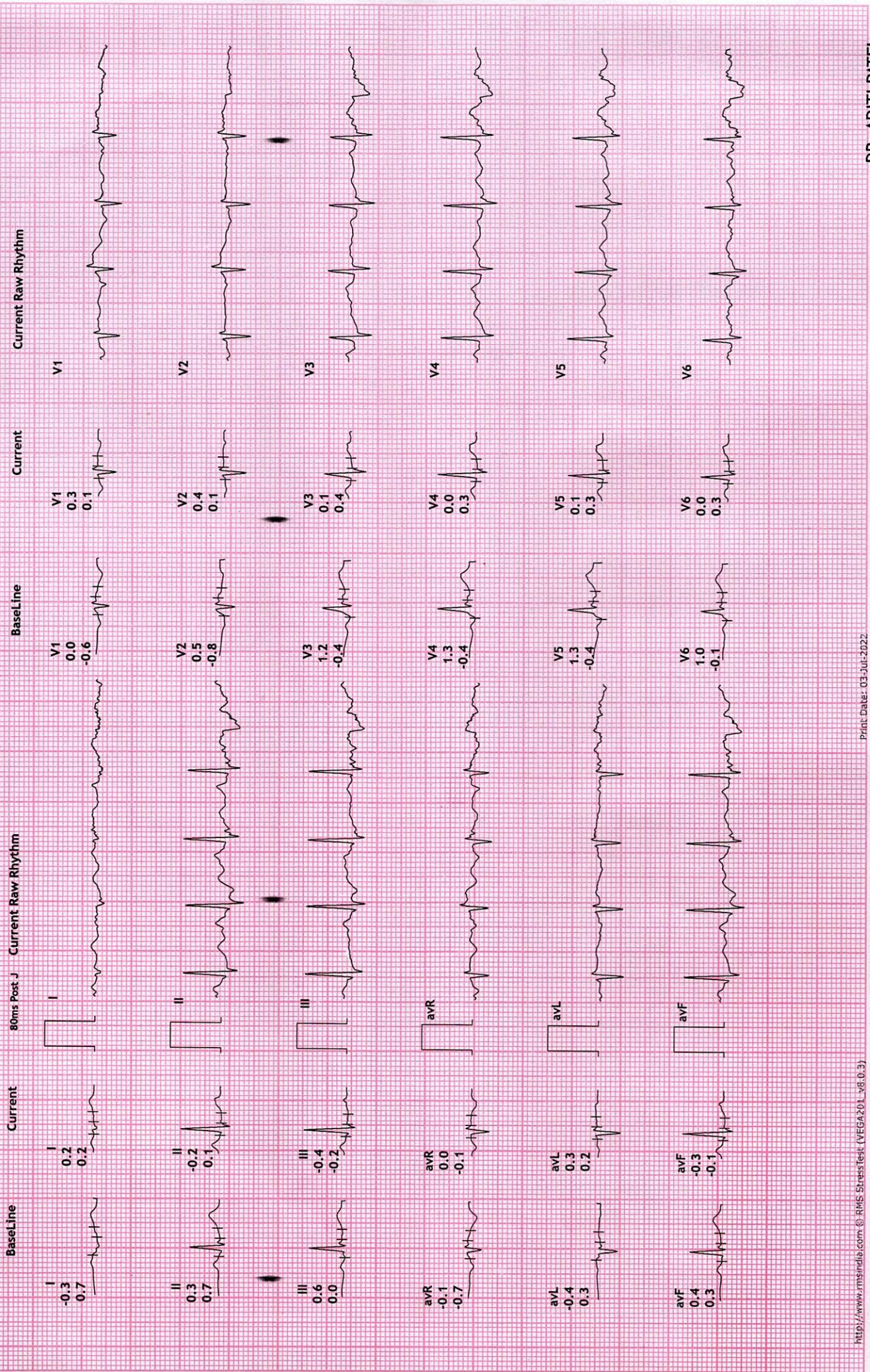
Raw ECG
BRUCE
(1.0-100)Hz

Ex Time 06:03
BLC :On
Notch :On

PeakEx
10.0 mm/mV
25 mm/Sec.

Date: 03-Jul-2022 10:30:08 AM

12 Lead + Comparison



REDIUS DIAGNOSTICS

4TH FLOOR, AQUA CORRIDOE, NEAR STAR BAZAR, ADAJAN- 395009, SURAT

916/PATEL PRIYANKA
37 Yrs/Female
35 Kg/147 Cms

Date: 03-Jul-2022 10:30:08 AM

HR: 98 bpm
METS: 1.0
BP: 135/90

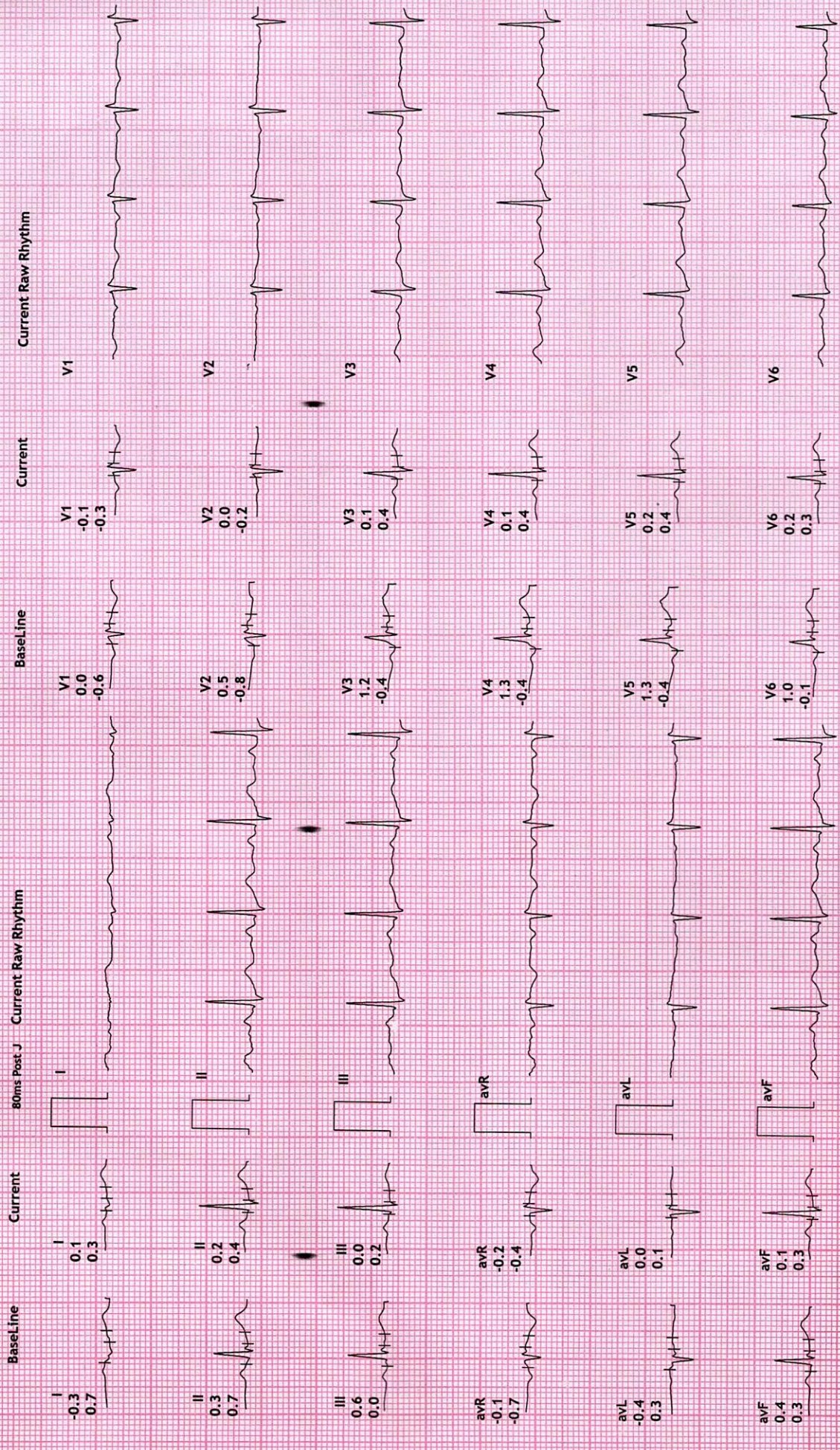
MPHR: 53% of 183
Speed: 0.0 kmph
Grade: 0.0%

12 Lead + Comparison

Raw ECG
BRUCE
(1.0-100)Hz

Ex Time 06:03
BLC :On
Notch :On

Recovery : (01)
10.0 mm/mV
25 mm/Sec.



REDIUS DIAGNOSTICS

4TH FLOOR, AQUA CORRIDOE, NEAR STAR BAZAR, ADAJAN- 395009, SURAT

916/PATEL PRIYANKA
37 Yrs/Female
35 Kg/147 Cms

Date: 03-Jul-2022 10:30:08 AM

HR: 94 bpm
METS: 1.0
BP: 110/80

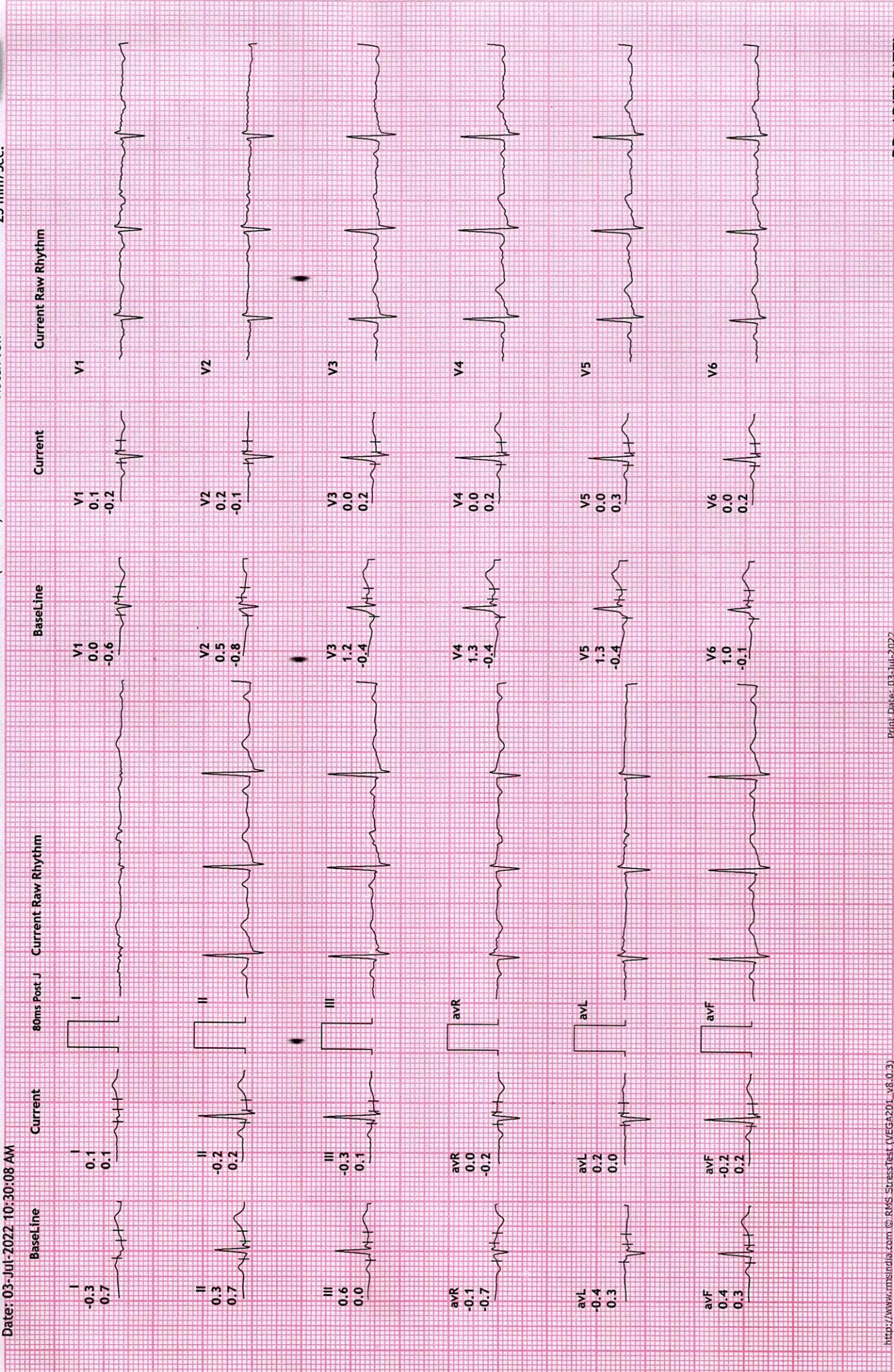
MPHR: 51% of 183
Speed: 0.0 kmph
Grade: 0.0%

12 Lead + Comparison

Raw ECG
BRUCE
(1.0-100)Hz

Ex Time 06:03
BLC :On
Notch :On

Recovery : (02.00)
10.0 mm/mV
25 mm/Sec.



REDIUS DIAGNOSTICS

4TH FLOOR, AQUA CORRIDOE, NEAR STAR BAZAR, ADAJAN- 395009, SURAT

916/PATEL PRIYANKA
37 Yrs/Female
35 Kg/147 Cms

Date: 03-Jul-2022 10:30:08 AM

HR: 90 bpm
METS: 1.0
BP: 110/80

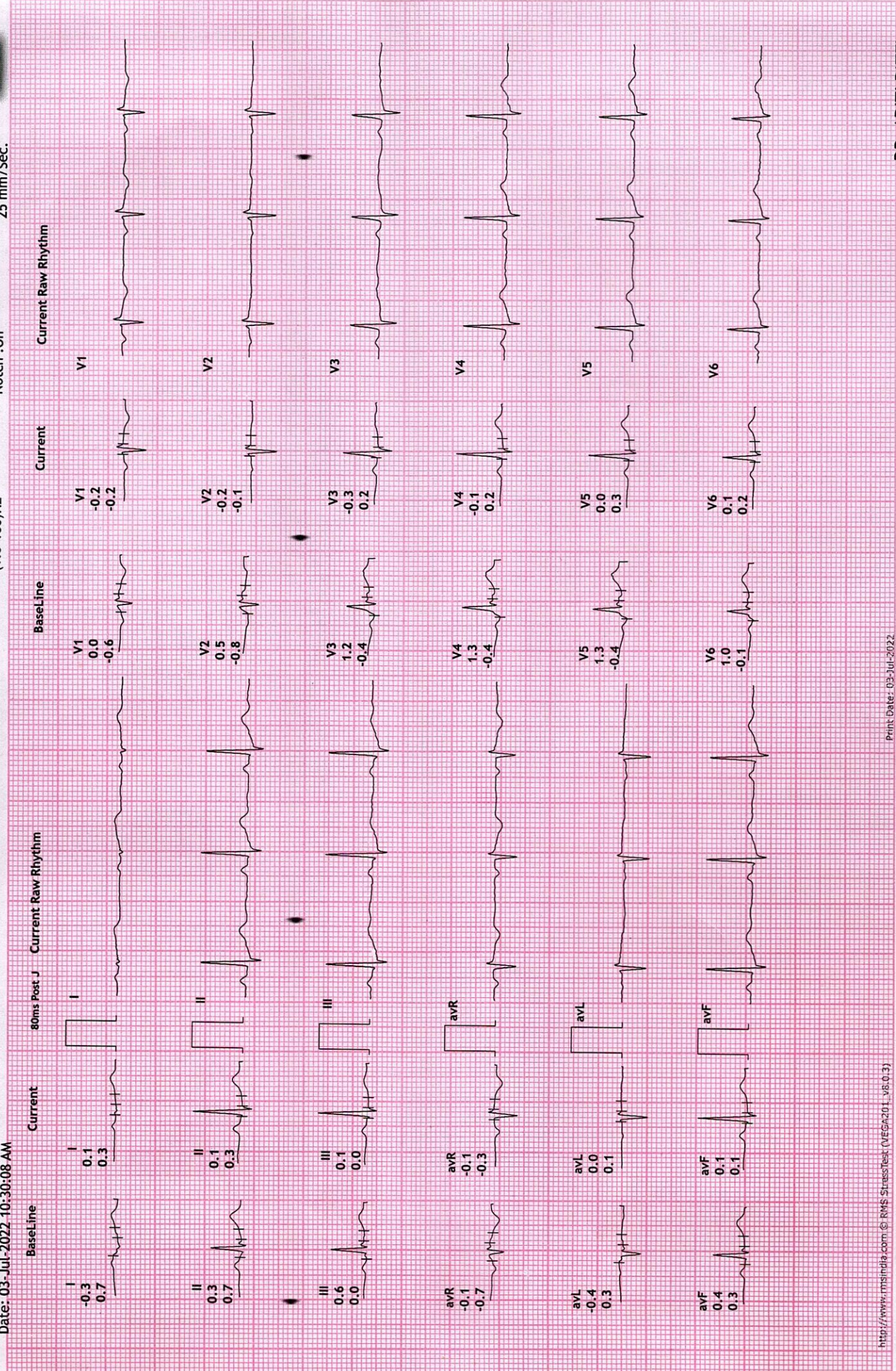
MPHR: 49% of 183
Speed: 0.0 kmph
Grade: 0.0%

Raw ECG
BRUCE
(1.0-100)Hz

Ex Time 06:03
BLC :On
Notch :On

Recovery : (03)
10.0 mm/mV
25 mm/Sec.

12 Lead + Comparison





ભારતીય વિશિષ્ટ ઓળખાણ યુનિટ ઓથોરિટી


Unique Identification Authority of India


સરનામું: D/O નટવરલાલ, 88,, મુક્તાનન્દ
સોસાયટી,, હિલ્સ હાઇ વિદ્યાલય સામે,, વેસુ
સુરત, સુરત સીટી, સુરત, એસવીઆર કોલેજ,
ગુજરાતગુજરાત, 395007

Address: D/O Natvarlal, 88,, mukthanand
society,, opp hills high school,, vesu surat,
Surat City, Surat, Svr College, Gujarat,
395007

5376 9376 4413

 1947
1800 300 1947

 help@uidai.gov.in

 www.uidai.gov.in



03-Jul-2022 9:03:52 am
priyankabrn



ભારત સરકાર
Government of India

પટેલ પ્રિયંકા
Patel Priyanka

જન્મનું વર્ષ / Year of Birth : 1985
સ્ત્રી / Female

5376 9376 4413



આધાર - સામાન્ય માણસનો અધિકાર