

REVIVAL DIAGNOSTICS



HEALTH CHECK-UP SUMMARY

Name: Anjay Kumar

Date: 08/01/2022

Email ID:

Sex: Male Age: 44 Years Contact No: 9304579074 Remarks:

Under-weight
Normal
Over-weight

i> BMI

Height (in Cm): 167 Weight (in Kg): 79 BMI: 28.3
Hip (in Cm): 98 Waist (in Cm): 95 Hip to Waist Ratio: 1.03

ii> Blood Pressure & Pulse

122/80 mm/hg
70/min. Regular

If high or low, whether the person is on medication: YES / NO

iii> Blood Tests & Lung Function Remarks

RS
CVS | NO
CNS

If abnormal, whether the person is on medication: YES / NO

iv> Eye Test Remarks

Eye Sight: R 6/6 L 6/6
Color Vision:

v> Heart Disease

Whether any specific heart ailment detected (ECG findings):
Normal

vi> Any other problems needing attention / Overall Assessment:

NO

Revival Diagnostic
401, Aqua Corridor,
B/s. Star Bazar, Surat-395009.
Mo. 91062-28601

C.K. Patel
Signature of the Doctor

Dr. Chirag Patel
M.B.B.S. G-49432

Laboratory Test Result are Subject to technical limitation and should be clinically correlate for final diagnosis



NAME: Anjaykumar SEX: Male
BIRTHDATE: 02/10/1977 AGE: 44

DEPARTMENT OF OPHTHALMOLOGY

EYE TEST:

1. VISION:

RIGHT EYE - 6/6

LEFT EYE - 6/6

2. COLOR VISION:

RIGHT EYE - (2)

LEFT EYE - (2)

3. FUNDUS:

RIGHT EYE - (2)

LEFT EYE - (2)

REMARKS:

[Handwritten signature]

Revival Diagnostic
401, Aqua Corridor,
B/s. Star Bazar, Surat-395009.
Mo. 91062-28601
Ophthalmologist/Optomtrist

Laboratory Test Result are Subject to technical limitation and should be clinically correlate for final diagnosis



Name : ANJAY KUMAR -
Age/Sex : 44 Yrs. Male
UHID : 14565
Ref. By Dr. : MEDI WHEEL

Date : 08-Jan-2022 10:07 am
Receipt No : 8479

CBC HAEMOGRAM

PARAMETER	RESULT	UNITS	NORMAL RANGE
Hemoglobin	: 13.8	gm/dL	13.5-18.0
RBC Count	: 4.41	m/c.mm.	4.5-6.5
WBC Count	: 10000	c. mm.	4,000 - 10,000
Platelet Count	: 2.01	c. mm.	1.5 Lac - 4.5 Lac
Blood Indices			
Hematocrit (PCV)	: 48.9	%	39-54 %
MCV	: 110.9	fl	75-96
MCH	: 31.3	pg	27-32
MCHC	: 28.2	g/dL	30-36
RDW	: 16.0	%	11- 16
ESR (WINTORBE)	: 09	mm./hr.	0-20
DIFF WBC Count			
Neutrophils	: 75	%	40-75
Lymphocytes	: 20	%	20-50
Eosinophils	: 03	%	1-6
Monocytes	: 02	%	2-10
Basophils	: 00	%	0-5
Band Form	: 00	%	0-5

Smear Study

Platelets in Smear : Adequate
Malarial Parasites : Malarial Parasites Not Detected
Blood Group : "B"
RH Factor : Positive

Revival Diagnostic
401, Aqua Corridor,
B/s. Star Bazar, Surat-395009
Mo. 91062-28601

Lab Technician/Technologist
Zarna K Gandhi (Msc. Biotech)

Pathologist
Dr. Mihir Icecreamwala

Operator Name : Zarna Gandhi Print Date & Time : 08-Jan-2022 01:30:00PM
Laboratory Test Result are Subject to technical limitation and should be clinically correlate for final diagnosis

REVIVAL DIAGNOSTICS



Name : ANJAY KUMAR -
Age/Sex : 44 Yrs./Male
UHID : 14565
Ref. By Dr. : MEDI WHEEL

Date : 8-Jan-2022 10:07 am
Rec. No : 8479

BIOCHEMISTRY

TEST	RESULTS	Unit	REFERENCE RANGE
GGT	: 67	U/L	5 - 50 U/L
SGOT	: 40	U/L	0 - 50 U/L
SGPT	: 44	U/L	0 - 50 U/L
Alkaline Phosphatase	: 112	IU/l	38 - 126 IU/l
Total Bilirubin	: 1.0	mg/dl	0.2 - 1.2 mg/dl
Direct Bilirubin	: 0.4	mg/dl	0.1 - 0.4 mg/dl
Indirect Bilirubin	: 0.6	mg/dl	0.1 - 0.8 mg/dl
Blood Urea Nitrogen (BUN)	: 11	mg/dl	9 - 20 mg/dl
Creatinine	: 0.9	mg/dl	0.5 - 1.5 mg/dl
Uric Acid	: 8.0	mg/dl	4 - 8.5 mg/dl
Blood Sugar - F	: 103	mg/dL	70 - 110 mg/dL
Urine Sugar - F	: Absent		
Urine Ketone - F	: Absent		
Blood Sugar- PP	: 121	mg/dL	80 - 140 mg/dL
Urine Sugar - PP	: Absent		
Urine Ketone - PP	: Absent		
Total Protein	: 6.7	gm/dl	6.3 - 8.2 gm/dl
S.Albumin	: 3.9	gm/dl	3.7 - 5.3 gm/dl
Globulin	: 2.8	gm/dl	2.4 - 3.2 gm/dl

Lab Technician/Technologist
Zarna K Gandhi (Msc. Biotech)

Revival Diagnostic
401, Aqua Corridor,
B/s. Star Bazar, Surat-395009
Mo. 91062-28601

Pathologist
Dr. Mihir Icecreamwala

Operator Name : Zarna Gandhi

Print Date & Time : 08-Jan-2022

Laboratory Test Result are Subject to technical limitation and should be clinically correlate for final diagnosis

📍 4th Floor, Aqua Corridor, Hazira Road, Adajan Paal, Surat-395009.
☎ 0261 2747788 ✉ revivaldiagnostics.surat@gmail.com 🌐 www.revivaldiagnostics.com

This medical report is not intended for medico-legal purposes.

REVIVAL DIAGNOSTICS



A/G Ratio

: 1.39

gm/dl

1 - 2.3 gm/dl



Revival Diagnostic
401, Aqua Corridor,
B/s. Star Bazar, Surat-395009
Mo. 91082-28601

Lab Technician/Technologist
Zarna K Gandhi (Msc. Biotech)


Pathologist
Dr. Mihir Icecreamwala

Operator Name : Zarna Gandhi

Print Date & Time : 08 Jan 2022

Laboratory Test Result are Subject to technical limitation and should be clinically correlate for final diagnosis



Name : ANJAY KUMAR -

Date : 08-Jan-2022

Age/Sex : 44 Yrs. Male

10:07:22AM

UHID : 14565

Receipt No : 8479

Ref. By Dr. : MEDI WHEEL

REPORT OF SERUM LIPID PROFILE

Test	Result	Reference Range
Serum Cholesterol	198	Normal : Less than 200 mg / dl Borderline : 200 to 239 mg / dl Undesirable : More than 240 mg / dl
Serum Triglyceride	200	Normal : Less than 150 mg / dl Borderline High : 150 to 199 mg / dl High : 200 - 499 mg / dl Very High : More than 500 mg / dl
Serum HDL - Cholesterol (Good Cholesterol)	41	Desirable : More than 55 mg / dl Borderline : 35 to 55 mg / dl Undesirable : Less than 35 mg / dl
Serum LDL - Cholesterol (Bad Cholesterol)	117	Optimal : Less than 100 mg / dl Above Optimal : 100 - 129 mg / dl Borderline High : 130 to 159 mg / dl High : 160 to 189 mg / dl Very High : More than 190 mg / dl
VLDL	40	Normal : 5 to 30 mg / dl
Chol. / HDL - Chol. Ratio	4.8	Low Risk : Less than 3.8 Medium Risk : 3.8 to 5.9 High Risk : More than 6
LDL / HDL - Chol. Ratio	2.85	Low Risk : Less than 3.55 Medium Risk : 3.55 - 4 High Risk : More than 6

Revival Diagnostic

401, Aqua Corridor,
B/s. Star Bazar, Surat-395009
Mo. 91-2-72-1

Lab Technician/Technologist
Zarna K Gandhi (Msc. Biotech)

Pathologist
Dr. Mihir Icecreamwala

Operator Name: Zarna Gandhi

PrintDate & Time: 08-Jan-2022 01:30:00PM

Laboratory Test Result are Subject to technical limitation and should be clinically correlate for final diagnosis



Name : ANJAY KUMAR -
Age/Sex : 44 Yrs. / Male
UHID : 14565
Ref. By Dr. : MEDI WHEEL

Date : 08-Jan-2022 10:07 am
Receipt No : 8479

ROUTINE URINE EXAMINATION REPORT

PHYSICAL EXAMINATION :

Quantity : 25 ml
Colour : Pale Yellow
Appearance : Clear
Reaction : Acidic
Specific Gravity : 1.020

CHEMICAL EXAMINATION :


Proteins : Absent
Sugar : Absent
Acetone : Absent
Bile Salts : Absent
Bile Pigments : Absent
Urobilinogen : Normal
O.B.T. : Negative

MICROSCOPIC EXAMINATION :

Pus Cells : 1-2/hpf.
R. B. C. : Absent
Epithelial Cells : Occasional
Bacteria : Absent
Casts : Absent
Crystals : Absent
Yeast cell : Absent
Mucus : Absent
Other Findings : NIL

Revival Diagnostic
401, Aqua Corridor,
B/s. Star Bazar, Surat-395009
Mo. 91092-28001

Lab Technician/Technologist
Zarna K Gandhi (Msc. Biotech)


Pathologist
Dr. Mihir Icecreamwala

Laboratory Test Result are Subject to technical limitation and should be clinically correlate for final diagnosis

Operator Name: Zarna Gandhi

Print Date & Time: 08-Jan-2022 01:31:00PM

4th Floor, Aqua Corridor, Hazira Road, Adajan Paal, Surat-395009.

0261 2747788

revivaldiagnostics.surat@gmail.com

www.revivaldiagnostics.com

This medical report is not intended for medico-legal purposes.



Name : ANJAY KUMAR -

Date : 08-Jan-2022

Age/Sex : 44 Yrs. Male

Receipt No : 8479

UHID : 14565

Ref. By Dr. : MEDI WHEEL

REPORT OF GLYCOSYLATED HEMOGLOBIN [HbA1C]

Parameter	Result	Unit	Biological Reference Interval
Hemoglobin A1C(HbA1C)	5.4	%	HbA1C Degree of Glucose Control

< 5.6 % Non Diabetics
5.7 - 6.4 % Prediabetics
> = 6.5 % Diabetics

(REF : Wallace, 11th Edition)

REMARKS:

6 - 7 % Excellent Control
7 - 8 % Good Control
8 -10 % Unsatisfactory Control
> 10 % Poor Control

Method : High performance liquid chromatography (HPLC)

MEAN BLOOD GLUCOSE OVER THE PAST 60 DAYS FROM THE HbA1C RESULT : 000 mg/dl

Remarks : GHb test is useful for the long term control and monitoring of diabetes mellitus since it reflects the integration of blood glucose levels during past 4-8 weeks.

Revival Diagnostic

401, Aqua Corridor,
B/s. Star Bazar, Surat - 395009

Pathologist

Dr. Mihir Icecreamwala

Print Date & Time :08-Jan-2022 01:31:00PM

Lab Technician/Technologist
Zarna K Gandhi (Msc. Biotech)
Operator Name :Zarna Gandhi

Laboratory Test Result are Subject to technical limitation and should be clinically correlate for final diagnosis

4th Floor, Aqua Corridor, Hazira Road, Adajan Paal, Surat-395009.

0261 2747788

revivaldiagnostics.surat@gmail.com

www.revivaldiagnostics.com

This medical report is not intended for medico-legal purposes.



Name : ANJAY KUMAR -

Date : 08-Jan-2022 10:07
am

Age/Sex : 44 Yrs. Male
UHID : 14565

Receipt No : 8479

Ref. By Dr. : MEDI WHEEL

THYROID TEST

TEST	RESULT	NORMAL RANGE
T3	1.27	0.87 - 1.78 ng/ml
T4	7.86	4.60 - 13.5 ug/dl
TSH	5.50	0.50 - 5.50 uIU/ml 5.5 to 15 uIU/ml - Suggested Clinical co-relation Or Repeat test with new sample as physiological factors can give falsely high TSH Above 15uIU/ml Hypothyroid

PREGNANT WOMEN normal ranges for
TSH:
1st Trimester :0.0878 - 2.8293 uIU/ml
2nd Trimester :0.1998 - 2.7915 uIU/ml
3rd Trimester :0.307 - 2.9028 uIU/ml
Ref:Tietz Fundamentals of Clinical
Chemistry.

Lab Technician/Technologist
Zarna K Gandhi (Msc. Biotech)

Revival Diagnostic

401, Aqua Corridor,
B/s. Star Bazar, Surat-395009
Mo. 01062-28601

Pathologist

Dr. Mihir Icecreamwala

Operator Name : Zarna Gandhi

Print Date & Time : 08-Jan-2022 01:32:00PM

Laboratory Test Result are Subject to technical limitation and should be clinically correlate for final diagnosis

4th Floor, Aqua Corridor, Hazira Road, Adajan Paal, Surat-395009.

0261 2747788

revivaldiagnostics.surat@gmail.com

www.revivaldiagnostics.com

This medical report is not intended for medico-legal purposes.



Name : ANJAY KUMAR -
Age/Sex : 44 Yrs. Male
UHID : 14565
Ref. By Dr. : MEDI WHEEL

Date : 08-Jan-2022
Receipt No : 8479
Sample Received On : 8-Jan-22 10:07 am

REPORT OF TUMOR MARKERS

Test	Result	Normal Range
PROSTATE SPECIFIC ANTIGEN (PSA)	: 0.25 ng/ml	[0.0 - 2.5 ng/ml] 40 - 49 Years [0.0 - 3.5 ng/ml] 50 - 59 Years [0.0 - 4.5 ng/ml] 60 - 69 Years [0.0 - 5.5 ng/ml] 70 - 79 Years

REVIVAL
DIAGNOSTICS

Revival Diagnostic
401, Aqua Corridor,
B/s. Star Bazar, Surat-395009
Mo. 91062-28601

Lab Technician/Technologist
Zarna K Gandhi (Msc. Biotech)
Operator Name: Zarna Gandhi


Pathologist
Dr. Mihir Icecreamwala
PrintDate & Time: 08-Jan-2022

Method: - Test performed on Automated Chemiluminescence Assay [COBAS E411, ROCHE]
Corrobrative clinicopathologic correlation is essential for final diagnosis. Test reports are subjected to technical limitation and should be clinically co-related. Laboratory may be contacted if required.

Laboratory Test Result are Subject to technical limitation and should be clinically correlate for final diagnosis



NAME	ANJAY KUMAR	DATE	08-Jan-2022
REFERRED BY	MEDI WHEEL	AGE / SEX	44 YRS / M

Thanks for the reference

USG ABDOMEN AND PELVIS

LIVER: is normal in size and shows increased echotexture.

No evidence of intrahepatic biliary radicles dilatation / focal space occupying lesion.

The portal vein and common bile duct show normal caliber.

GALL BLADDER: is distended and shows smooth walls. Wall thickness is normal.

No evidence of sludge / calculus. No evidence of pericholecystic collection.

SPLEEN: Is normal in size and shows normal echo pattern.

PANCREAS: shows normal echo anatomy and its relationship with splenic vein is normal.

KIDNEYS: Both the kidneys are normal in size, shape and location and show normal cortico-medullary differentiation.

Right kidney measures- 9.4 x 4.3 cms.

Left kidney measures- 9.9 x 4.5 cms.

No evidence of hydronephrosis or calculus.

URINARY BLADDER: is distended with smooth walls.

No evidence of diverticulum or calculus.

PROSTATE: is normal in size and shows homogeneous echotexture.

No evidence of ascites / pleural effusion.

Fluid and gas filled bowel loops with normal wall thickness and peristalsis noted.

small umbilical hernia noted with herniation of the omentum - neck of the defect 17 mm.

IMPRESSION:

- Fatty Liver - Grade I
- small umbilical hernia

Dr. Chirag K. Patel

MBBS-DMPD

Reg. No. G-23509

Revival CHIRAG K. PATEL

4th Floor **RADIOLOGIST,**

Nr. Star Bazar, Hazira Main Road,

Adajan, Surat-395009.

Mo. 97266 726683

Laboratory Test Result are Subject to technical limitation and should be clinically correlate for final diagnosis

📍 4th Floor, Aqua Corridor, Hazira Road, Adajan Paal, Surat-395009.

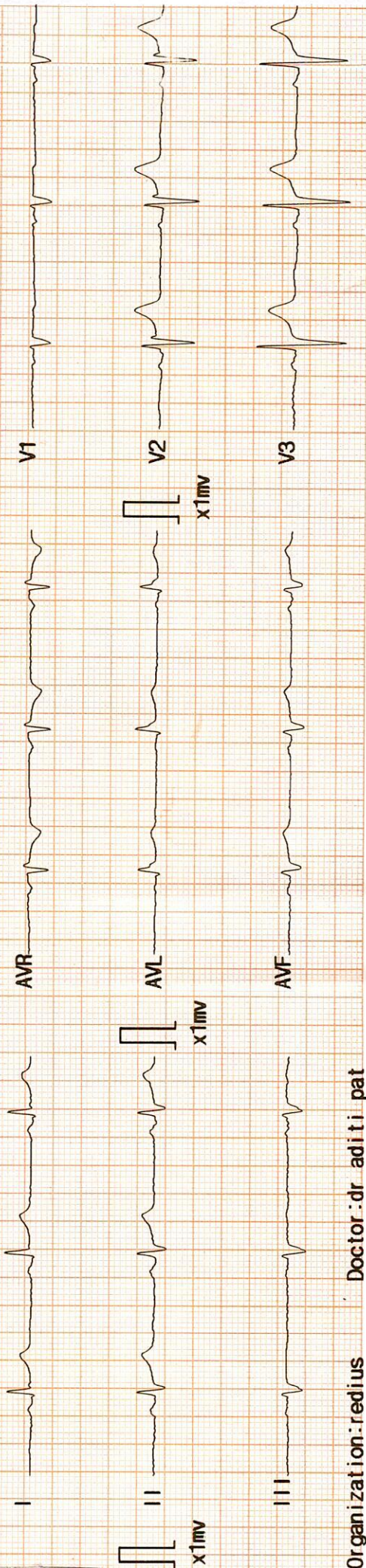
☎ 0261 2747788

✉ revivaldiagnostics.surat@gmail.com

🌐 www.revivaldiagnostics.com

This medical report is not intended for medico-legal purposes.

ID: 20220108103723 Name: anjay kumar 25mm/s 0.5-35HZ AC: 50HZ 10mm/mv



Organization: redius Doctor: dr aditi pat

ID : 20220108103723

Name : anjay kumar

Sex : Male

Age : 44

HR : 64 bpm

R-R : 918 ms

P-R : 147 ms

QRS : 96 ms

QT/QTc : 376/390 ms

P/QRS/T : 42/-22/ 42

RV5/SV1 : 0.863/-0.263 mV

RV5+SV1 : 0.599 mV

QTcF : 0.409

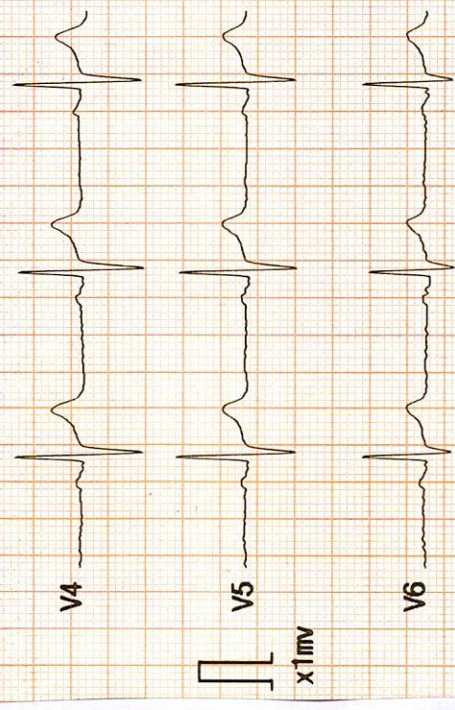
001: Sinus Rhythm

154: ~~Normal~~ Axis Deviation

173: Atypical ECG

Reference Report Confirmed by:

01-08-2022 10:37:42



DR. ADITI PATEL
 M.B.B.S., D.CARD (MUM)
 CLINICAL CARDIOLOGIST
 REG.NO.G-42901

Revival Diagnostic
 401, Aqua Corridor,
 B/s. Star Bazar, Surat-395009.
 Mo. 91062-28601

REVIVAL DIAGNOSTICS



Name : ANJAY KUMAR -
Age/Sex : 44 Yrs. Male
UHID : 14565
Ref. By Dr : MEDI WHEEL

Date : 08-Jan-2022
Rec No : 8479

ECG

Test	Observed Value	Biological Reference Interval
------	----------------	-------------------------------

ECG

1. The rhythm is sinus.
2. Heart rate is 64 beats per minute.
3. Normal P,QRS,T wave axis.
4. Normal PR,QRS,Q.T. Duration.
5. No pathological q wave or ST-T changes seen.
6. No evidence of chamber hypertrophy or enlargement seen.

IMPRESSION : ECG WITHIN NORMAL LIMITS

DR. ADITI PATEL
M.B.B.S., D. CARD (MUM)
CLINICAL CARDIOLOGIST
REG.NO.G-42901

Revival Diagnostic
401, Aqua Corridor,
B/s. Star Bazar, Surat-395009.
Mo. 91062-28601

Laboratory Test Result are Subject to technical limitation and should be clinically correlate for final diagnosis



REDIUS DIAGNOSTICS
 4TH FLOOR, AQUA CORRIDOE, NEAR STAR BAZAR, ADAJAN- 395009, SURAT
 5063/ANJAY KUMAR 44 Yrs/Male 79 Kg/167 Cms
 Date: 08-Jan-2022 11:51:24 AM
 Ref. By : MEDI WHEEL

Summary

Protocol : BRUCE Objective : FOR TESTING PURPOSE ONLY.

Stage	StageTime (Min:Sec)	PhaseTime (Min:Sec)	Speed (kmph)	Grade (%)	METS	H.R. (bpm)	B.P. (mmHg)	R.P.P. x100	PVC	Comments
Supine					1.0	74	122/80	90	-	
Standing					1.0	59	122/80	71	-	
HV					1.0	80	122/80	97	-	
ExStart					1.0	76	122/80	92	-	
Stage 1	3:00	3:01	2.7	10.0	4.6	133	122/80	162	-	
Stage 2	3:00	6:01	4.0	12.0	7.0	180	150/90	270	-	
PeakEx	0:05	6:06	5.5	14.0	7.1	179	150/90	268	-	
Recovery	1:00		0.0	0.0	1.1	149	150/90	223	-	
Recovery	2:00		0.0	0.0	1.0	126	150/90	189	-	
Recovery	3:00		0.0	0.0	1.0	119	150/90	178	-	
Recovery	3:02		0.0	0.0	1.0	112	130/90	145	-	
Recovery					0.0	0	---/---	0	-	

Medication : Nil

History : Nil

Test End Reason : Test Complete

Findings :

The patient exercised according to BRUCE for 6:6, achieving a work level of Max METS:7.1. Resting heart rate initially 74 bpm, rose to a maximum heart rate of 180 bpm which represents 102% of maximum age predicted heart rate. Resting blood pressure 122/80 mmHg, rose to a maximum blood pressure of 150/90 mmHg. The exercise stress test was stopped due to Test Complete

Parameters :

- Exercise Time : 6:06 minutes
- Max HR attained : 180 bpm 102% of Max Predictable HR 176
- Max BP : 150/90(mmHg)
- WorkLoad attained : 7.1 (Fair Effort Tolerance)
- NOsignificant ST segment changes noted during exercise or recovery.
- NOAngina/Arrhythmia/S3/murmur
- Final Impression : Test is negative for inducible ischaemia.

Advice/Comments:

Handwritten signature

Revival Diagnostic
 401, Aqua Corridor,
 B/s. Star Bazar, Surat-395009.
 Mo. 91062-28601

DR. ADITI PATEL
 M.B.B.S., D. CARD (MUM)
 CLINICAL CARDIOLOGIST
 REG.NO. G-2294

MEVIUS DIAGNOSTICS

4TH FLOOR, AQUA CORRIDOE, NEAR STAR BAZAR, ADAJAN- 3950009, SURAT

5063/ANJAY KUMAR

44 Yrs/Male

79 Kg/167 Cms

Date: 08-Jan-2022 11:51:24 AM

HR: 77 bpm

METS: 1.0

BP: 122/80

MPHR: 43% of 176

Speed: 0.0 kmph

Grade: 0.0%

12 Lead + Comparison

Raw ECG

BRUCE

(1.0-100)HZ

Ex Time 00:33

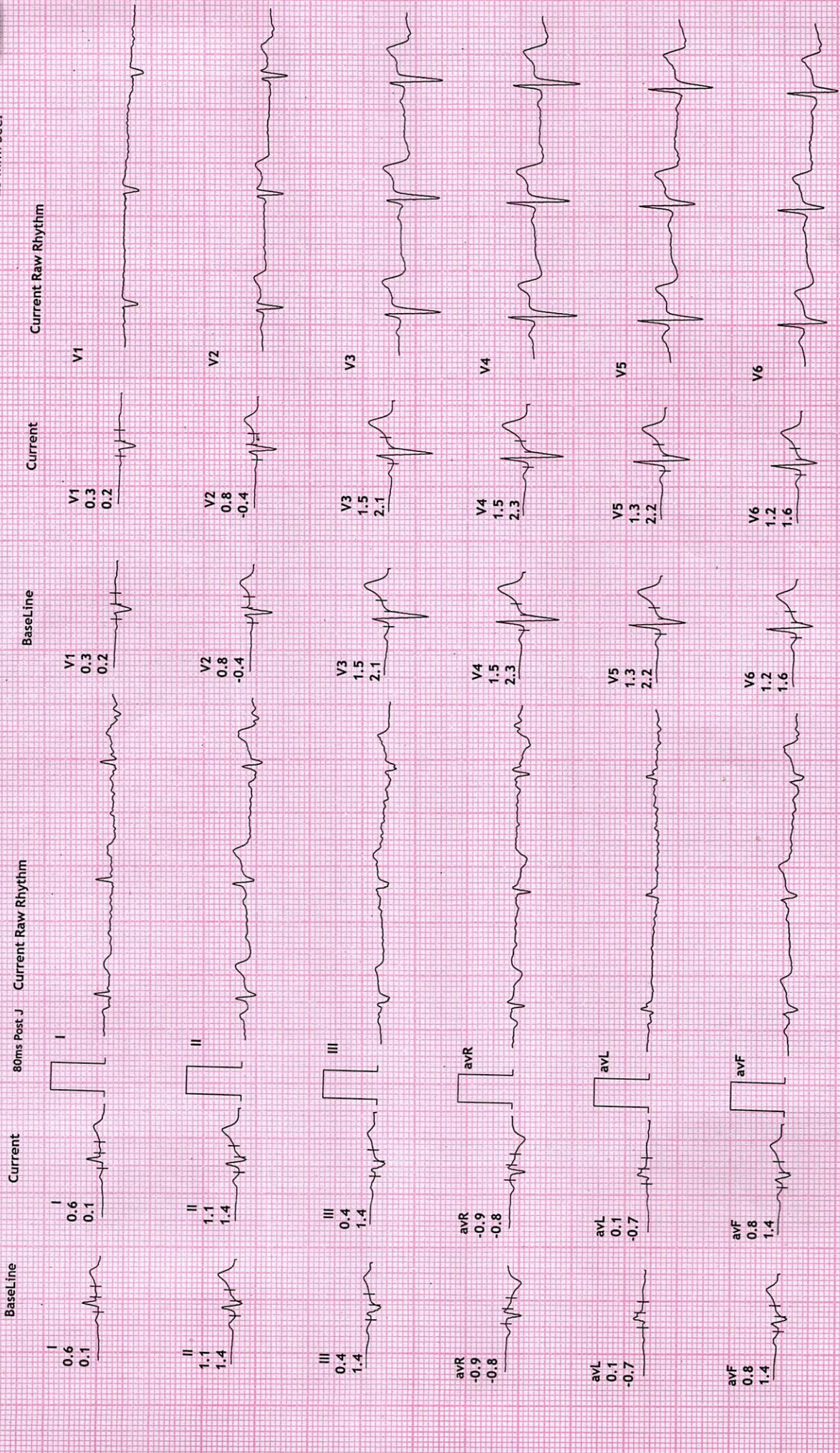
BLC :On

Notch :On

SUPINE

10.0 mm/mV

25 mm/Sec.



REDIUS DIAGNOSTICS

4TH FLOOR, AQUA CORRIDOE, NEAR STAR BAZAR, ADAJAN- 3950009, SURAT

5063/ANJAY KUMAR
44 Yrs/Male
79 Kg/167 Cms

Date: 08-Jan-2022 11:51:24 AM

HR: 80 bpm
METS: 1.0
BP: 122/80

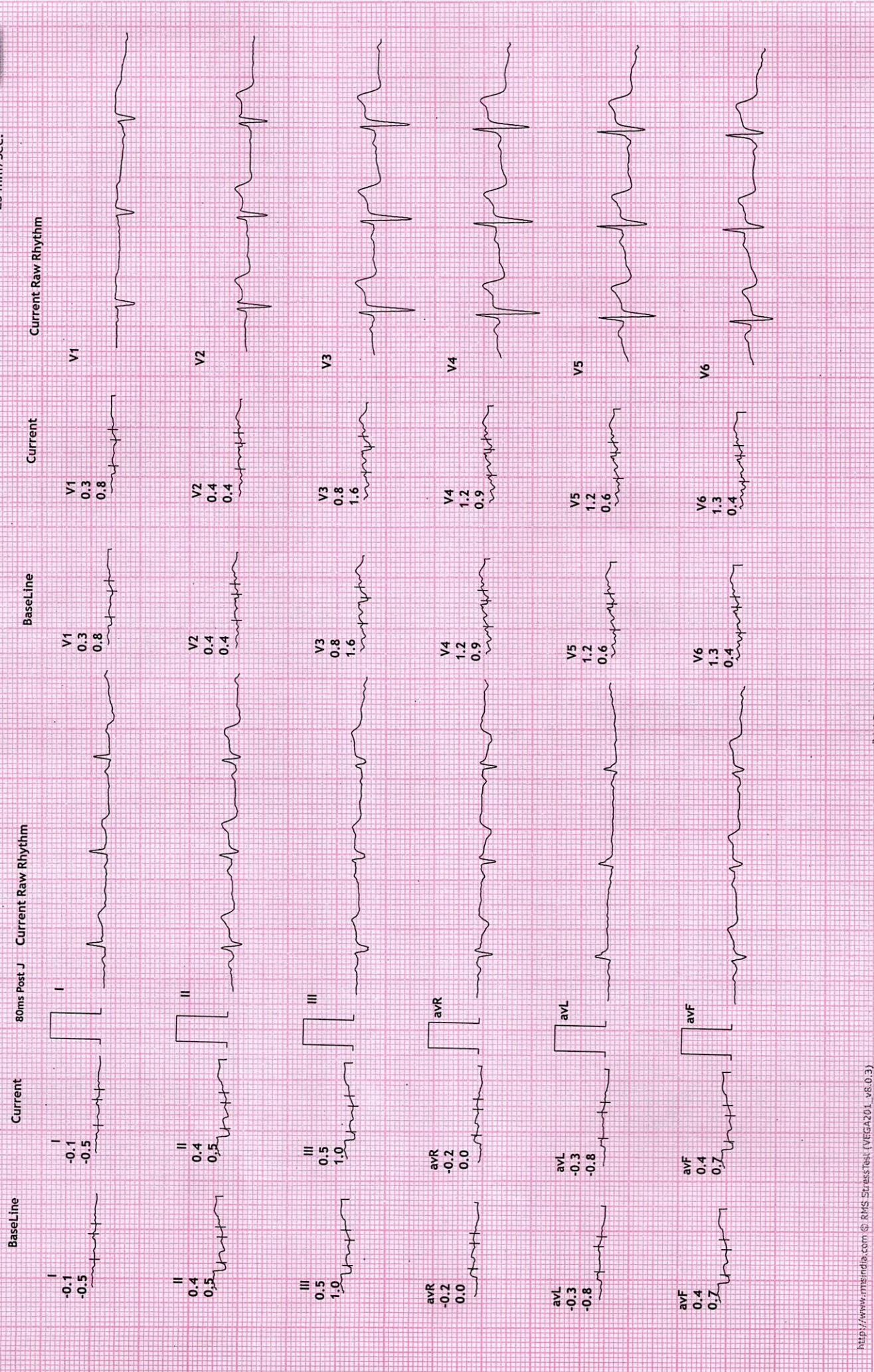
MPHR: 45% of 176
Speed: 0.0 kmph
Grade: 0.0%

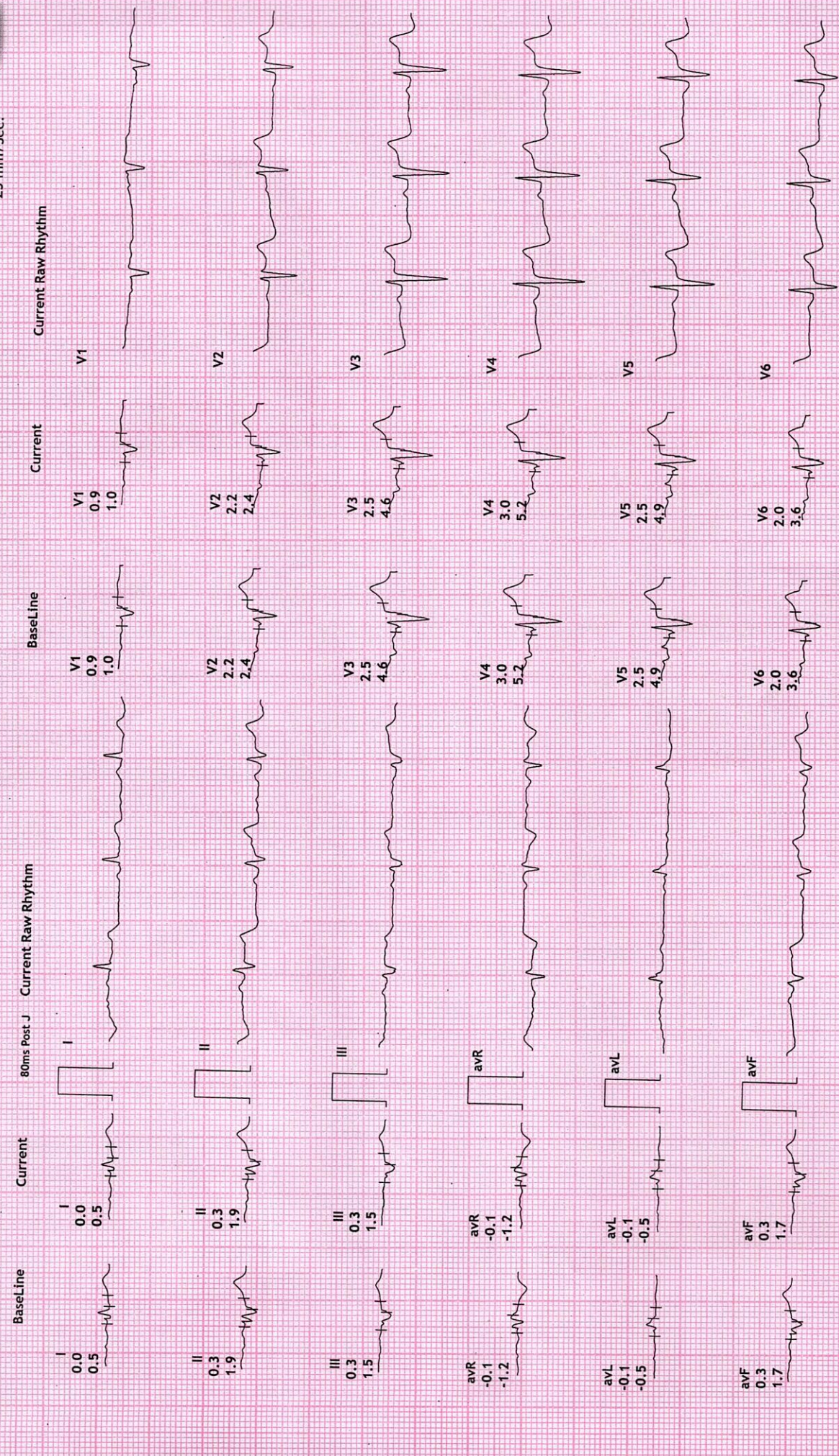
Raw ECG
BRUCE
(1.0-100)Hz

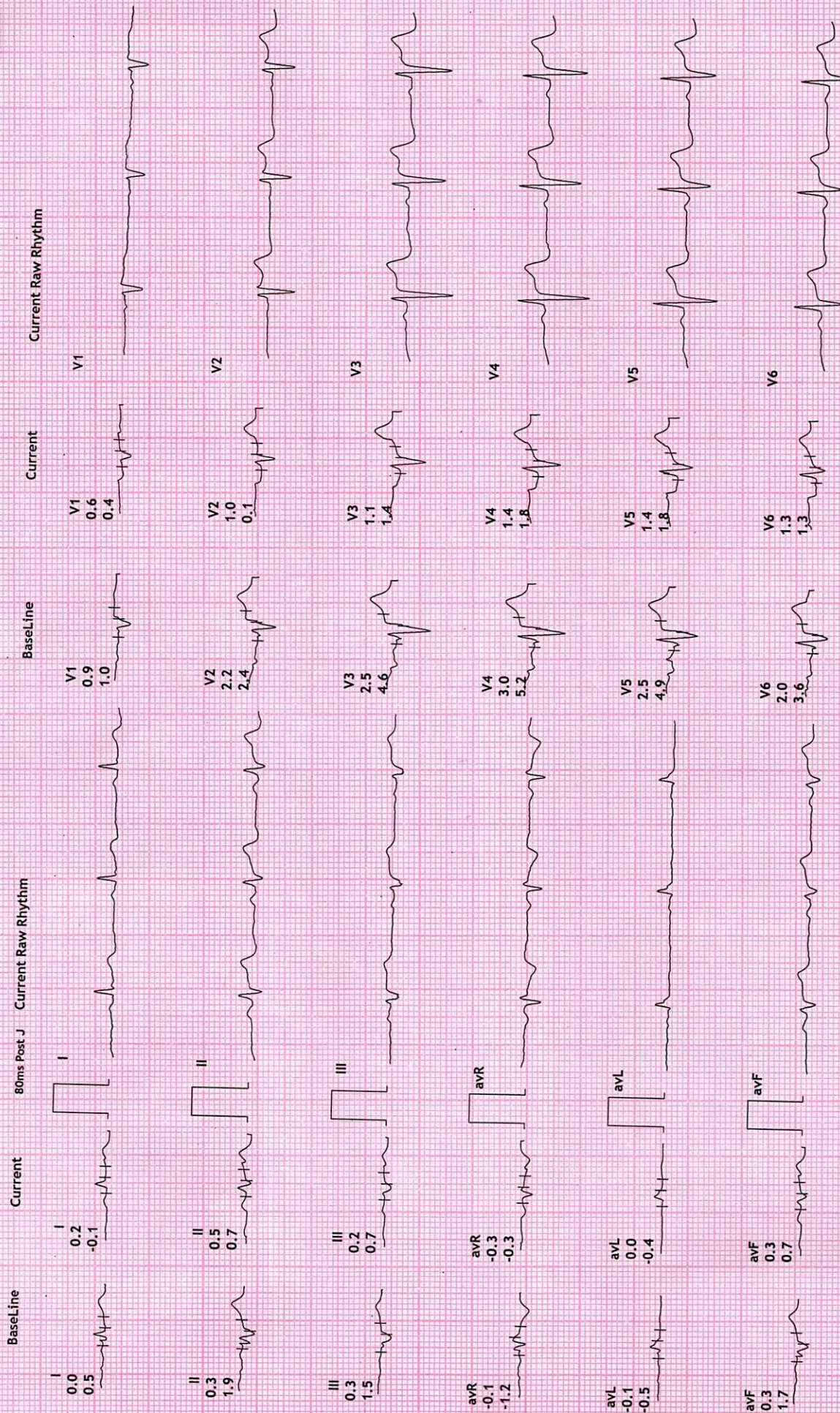
12 Lead + Comparison

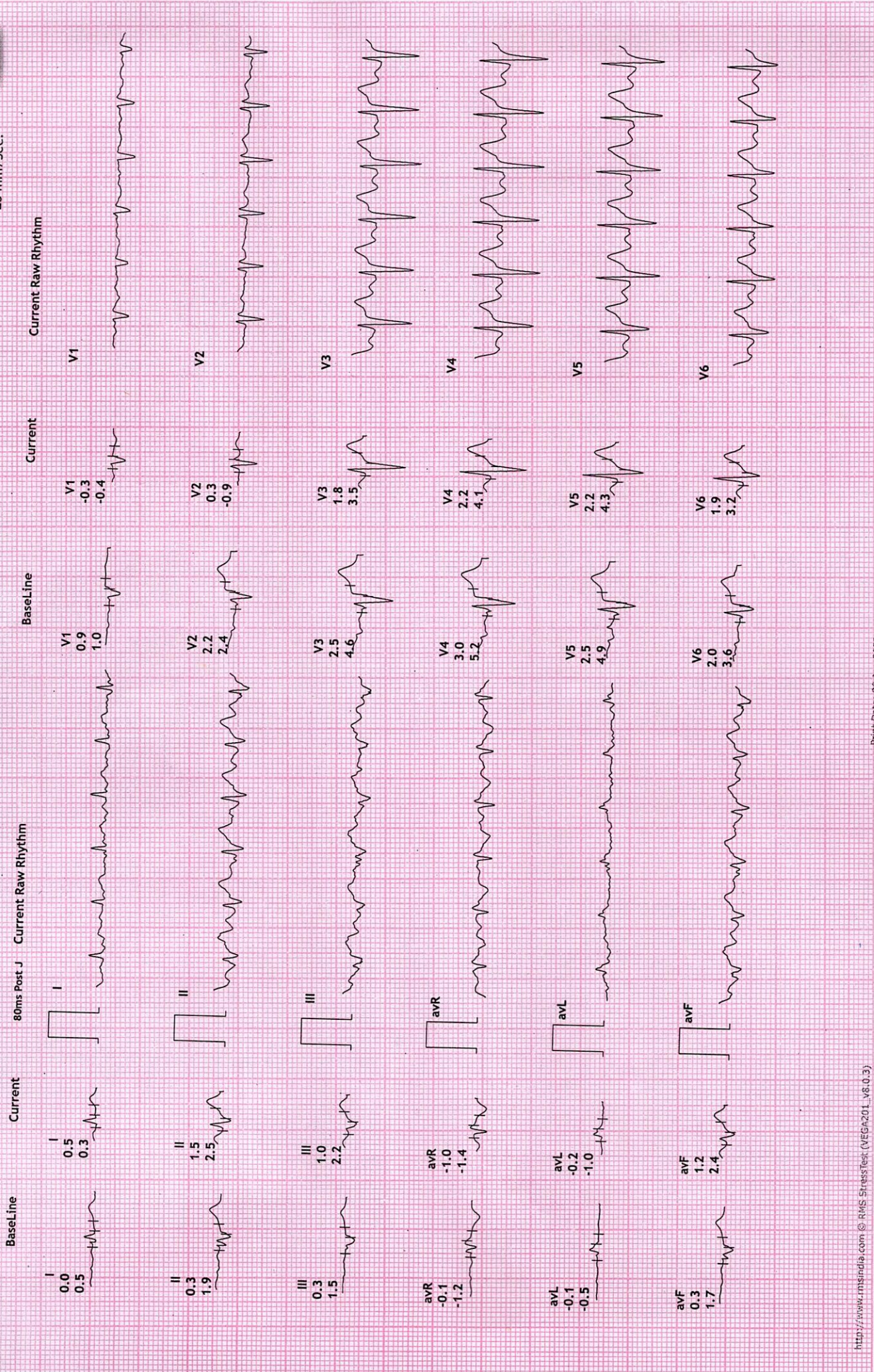
Ex Time 00:44
BLC :On
Notch :On

STANDING
10.0 mm/mV
25 mm/Sec.









KEDIUS DIAGNOSTICS

4TH FLOOR, AQUA CORRIDOE, NEAR STAR BAZAR, ADAJAN- 395009, SURAT

5063/ANJAY KUMAR
44 Yrs/Male
79 Kg/167 Cms

Date: 08-Jan-2022 11:51:24 AM

HR: 180 bpm
METS: 7.0
BP: 150/90


MPHR: 102% of 176
Speed: 4.0 kmph
Grade: 12.0%

12 Lead + Comparison

Raw ECG
BRUCE
(1.0-100)Hz

Ex Time 06:00
BLC :On
Notch :On

Stage 2 (03:00
10.0 mm/mv
25 mm/Sec.



12 Lead + Comparison

4TH FLOOR, AQUA CORRIDOE, NEAR STAR BAZAR, ADAJAN- 395009, SURAT

5063/ANJAY KUMAR
44 Yrs/Male
79 Kg/167 Cms
Date: 08-Jan-2022 11:51:24 AM

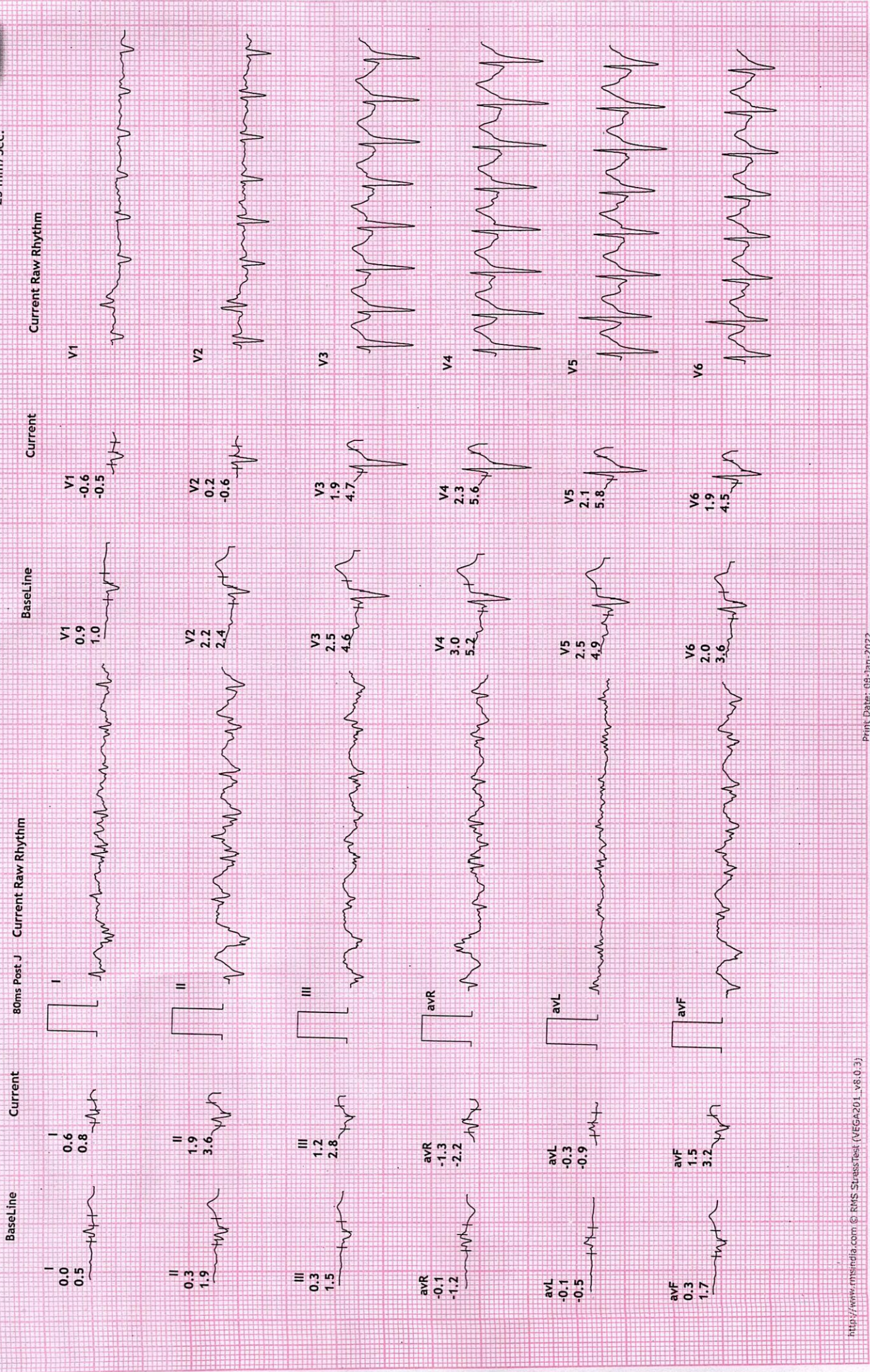
HR: 179 bpm
METs: 7.1
BP: 150/90

MPHR: 101% of 176
Speed: 5.5 kmph
Grade: 14.0%

Raw ECG
BRUCE
(1.0-100)Hz

Ex Time 06:05
BLC :On
Notch :On

PeakEx
10.0 mm/mV
25 mm/Sec.



4TH FLOOR, AQUA CORRIDOE, NEAR STAR BAZAR, ADAJAN- 395009, SURAT

5063/ANJAY KUMAR
44 Yrs/Male
79 Kg/167 Cms
Date: 08-Jan-2022 11:51:24 AM

HR: 149 bpm
METS: 1.0
BP: 150/90

MPHR: 84% of 176
Speed: 0.0 kmph
Grade: 0.0%

12 Lead + Comparison

Raw ECG
BRUCE
(1.0-100)Hz

Ex Time 06:05
BLC :On
Notch :On

Recovery : (01:00)
10.0 mm/mV
25 mm/Sec.



4TH FLOOR, AQUA CORRIDOE, NEAR STAR BAZAR, ADAJAN- 395009, SURAT

5063/ANJAY KUMAR
44 Yrs/Male
79 Kg/167 Cms

Date: 08-Jan-2022 11:51:24 AM

HR: 126 bpm
METS: 1.0
BP: 150/90


MPHR: 71% of 176
Speed: 0.0 kmph
Grade: 0.0%

12 Lead + Comparison

Raw ECG
BRUCE
(1.0-100)Hz

Ex Time 06:05
BLC : On
Notch : On

Recovery : (02:00)
10.0 mm/mV
25 mm/Sec.



REDIUS DIAGNOSTICS

4TH FLOOR, AQUA CORRIDOE, NEAR STAR BAZAR, ADAJAN- 395009, SURAT

5063/ANJAY KUMAR

44 Yrs/Male

79 Kg/167 Cms

Date: 08-Jan-2022 11:51:24 AM

HR: 119 bpm

METS: 1.0

BP: 150/90

MPHR: 67% of 176

Speed: 0.0 kmph

Grade: 0.0%

12 Lead + Comparison

Raw ECG

BRUCE

(1.0-100)Hz

Ex Time 06:05

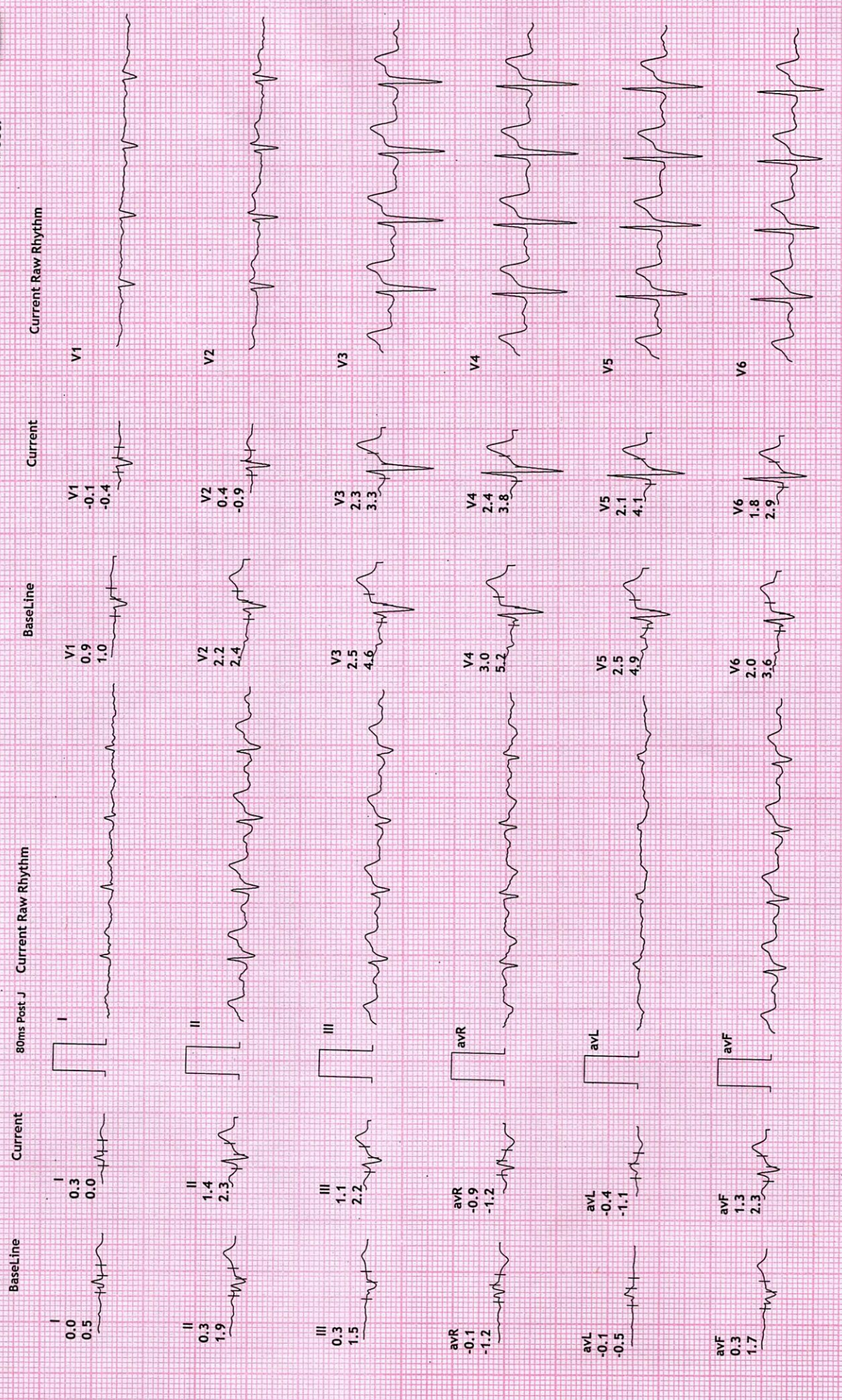
BLC : On

Notch : On

Recovery : (03:00

10.0 mm/mV

25 mm/Sec.





NAME: ANJAY KUMAR
AGE: 44 YRS/MALE
REF BY: MEDI WHEEL





NAME	ANJAY KUMAR	REPORTING DATE	8/JAN/2022
REF BY	MEDI WHEEL	AGE / SEX	44 YRS./ M

CHEST RADIOGRAPH-PA VIEW

Hilar shadows are within normal limits.

Pulmonary vasculature appears normal.

Cardiac appears normal in size.

Both domesh of the diaphragm are smooth.

Both costophrenic recesses are clear.

Both lung fields appear normal.

Visualized bones and soft tissue shadows appear normal.

IMPRESSION:

NORMAL STUDY.

Dr. Chirag K. Patel

MBBS-DMPD

DR. CHIRAG K. PATEL

Revival Diagnostic

4th Floor, Aqua Corridor,
Nr. Star Bazar, Hazira Main Road,
Adajan, Surat-395009.
Mo. 97266 726683

Laboratory Test Result are Subject to technical limitation and should be clinically correlate for final diagnosis

📍 4th Floor, Aqua Corridor, Hazira Road, Adajan Paal, Surat-395009.

☎ 0261 2747788

✉ revivaldiagnostics.surat@gmail.com

🌐 www.revivaldiagnostics.com

This medical report is not intended for medico-legal purposes.