

--

Name : Mrs. PINKY PANTH Age : 32Yr 8Mth 25Days Gender : Female  
 UHID : ASHB.0000026835 / BPLAH5687 W/BN/RefNo : AHC  
 SIN \ LRN : 81113 \ 81111 \ 81110 \ 81114 \ 31351  
 Specimen : Blood  
 Ref Doctor : Dr. Akhil Kumar Tiwari



Collected on : 13-JAN-2024 10:09:37 AM Received on : 13-JAN-2024 10:35:27 AM Reported on : 13-JAN-2024 12:00:11 PM



**MEDIWHEEL FULL BODY HEALTH ANNUAL PLUS CHECK FEMALE**

TEST NAME	RESULT	BIOLOGICAL REFERENCE INTERVALS	UNITS
GLUCOSE - SERUM / PLASMA (FASTING)			
GLUCOSE - PLASMA (FASTING)	86	70-100	mg/dL
GLUCOSE - SERUM / PLASMA (POST PRANDIAL)			
GLUCOSE - PLASMA - (POST PRANDIAL)	104	70-140	mg/dL
GLYCOSYLATED HEMOGLOBIN (HBA1C) - WHOLE BLOOD	5.8 *	4.0-5.6	%
CHOLESTEROL - SERUM / PLASMA	138	Desirable: <200 Borderline High: 200-239 High >240	mg/dL
HDL CHOLESTEROL - SERUM / PLASMA	55	>40	mg/dL
LDL CHOLESTEROL - SERUM / PLASMA	79	Optimal: <100 Above optimal: 100-129 Borderline high: 130-159 High: 160-189 Very high: >190	mg/dL
TRIGLYCERIDES - SERUM / PLASMA	102	Normal<150 Borderline high 150-199 High 200-499 Very high: ≥ 500	mg/dL
VLDL CHOLESTEROL - SERUM	20	15-30	



--

Name : Mrs. PINKY PANTH      Age : 32Yr 8Mth 25Days      Gender : Female  
 UHID : ASHB.0000026835 / BPLAH5687      W/BNo/RefNo : AHC  
 SIN \ LRN : 81113 \ 81111 \ 81110 \ 81114 \ 31351  
 Specimen : Blood  
 Ref Doctor : Dr. Akhil Kumar Tiwari

Collected on : 13-JAN-2024 10:09:37 AM      Received on : 13-JAN-2024 10:35:27 AM      Reported on : 13-JAN-2024 12:00:11 PM

<b>TOTAL CHOLESTEROL AND HDL RATIO</b>			
INTERPRETATIVE[2]TOTAL CHOLESTEROL/HDL	2.5 *	3.5-5.0	
CHOLESTEROL RATIO (Calculated)			
PROTEIN TOTAL - SERUM / PLASMA			
PROTEIN TOTAL - SERUM	7.1	6.6-8.3	g/dL
ALBUMIN - SERUM	3.7	3.5-5.2	g/dL
GLOBULIN - SERUM			
GLOBULIN	3.4	2.6 - 4.6	g/dL
ALBUMIN/GLOBULIN RATIO			
ALBUMIN AND GLOBULIN RATIO	1.1	0.9-2.0	
AST (SGOT) - SERUM	25	< 35	U/L
ALT(SGPT) - SERUM / PLASMA			
ALT(SGPT) - SERUM	25	<35	U/L
BILIRUBIN, TOTAL - SERUM			
BILIRUBIN TOTAL	0.3	0.3-1.2	mg/dL
BILIRUBIN CONJUGATED (DIRECT) - SERUM			
BILIRUBIN CONJUGATED (DIRECT)	0.1	<0.2	mg/dL
BILIRUBIN UNCONJUGATED (INDIRECT) - SERUM			
BILIRUBIN UNCONJUGATED (INDIRECT)	0.2	0.1-1.2	mg/dL
ALKALINE PHOSPHATASE - SERUM/PLASMA			
ALKALINE PHOSPHATASE - SERUM	96	30-120	U/L
GGTP: GAMMA GLUTAMYL TRANSPEPTIDASE - SERUM			
GAMMA GLUTAMYL TRANSPEPTIDASE - SERUM	32	0 - 38	U/L
CREATININE - SERUM / PLASMA	0.78	0.55-1.02	mg/dL
URIC ACID - SERUM / PLASMA	3.9	2.6-6.0	mg/dL



Name : Mrs. PINKY PANTH Age : 32Yr 8Mth 25Days Gender : Female  
 UHID : ASHB.0000026835 / BPLAH5687 W/BNo/RefNo : AHC  
 SIN \ LRN : 81113 \ 81111 \ 81110 \ 81114 \ 31351  
 Specimen : Blood  
 Ref Doctor : Dr. Akhil Kumar Tiwari



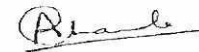
Collected on : 13-JAN-2024 10:09:37 AM Received on : 13-JAN-2024 10:35:27 AM Reported on : 13-JAN-2024 12:00:11 PM

BUN (BLOOD UREA NITROGEN)	10.7	Female: <50yrs 7.01-18.7 mg/dl Female:>50yrs 9.81-20.1 mg/dl	mg/dL
TOTAL T3: TRI IODOTHYRONINE - SERUM	0.64	0.60-1.81	ng/ml
TOTAL T4: THYROXINE - SERUM	7.73	5.01 - 12.45	µg/dL
TSH: THYROID STIMULATING HORMONE - SERUM	3.25	0.35-5.50	µIU/mL

Report Status:Final

\* END OF REPORT \*

CHECKED BY 153982  
153991



Printed On : 19-JAN-2024 08:31:17 AM

Dr Anupriya Chanda  
Consultant Pathologist



Name : Mrs. PINKY PANTH Age : 32Yr Gender : Female  
UHID : ASHB.0000026835 / BPLAH5687 W/BNo/RefNo : AHC  
Lab No : ASH.2400001 LRN : 31351  
Ref Doctor : Dr. Akhil Kumar Tiwari



Collected on : 13-JAN-2024 04:22:35 PM Received on : 13-JAN-2024 04:22:35 PM Reported on : 15-JAN-2024 12:46:45 PM

**MEDIWHEEL FULL BODY HEALTH ANNUAL PLUS CHECK FEMALE**

**PAP SMEAR /CERVICAL SMEAR**

Lab Ref No:

ASP/44/24

Specimen:

Received two conventional alcohol-fixed smears for cervical cytology. Papanicolaou staining done.

**SPECIMEN ADEQUACY:**

Satisfactory for evaluation

**Microscopic Description:**

Smears show superficial and intermediate squamous cells admixed with moderate polymorphonuclear infiltrate.

Endocervical cell clusters appear normal.

**INTERPRETATION/RESULT:**

Negative for intraepithelial lesion or malignancy (NILM)- Inflammatory

\* END OF REPORT \*



Dr Anupriya Chanda  
Consultant Pathologist

Typed By: 153991


Printed On: 19-JAN-2024 08:31:37 AM

Page 1 of 1





Name : Mrs. PINKY PANTH Age : 32Yr 8Mth 25Days Gender : Female  
 UHID : ASHB.0000026835 / BPLAH5687 W/BN/RefNo : AHC  
 SIN \LRN : 81112 \ 81117 \ 31351  
 Specimen : Urine  
 Ref Doctor : Dr. Akhil Kumar Tiwari




Collected on : 13-JAN-2024 10:09:37 AM Received on : 13-JAN-2024 10:56:18 AM Reported on : 13-JAN-2024 12:03:30 PM

**MEDIWHEEL FULL BODY HEALTH ANNUAL PLUS CHECK FEMALE**

TEST NAME	RESULT	BIOLOGICAL REFERENCE INTERVALS	UNITS
<b>URINE ROUTINE (CUE)</b>			
<b>MACROSCOPIC EXAMINATION</b>			
Specific Gravity(Automated – Reflectance Spectrometer)	1.020	1.005 - 1.025	
Colour:(Naked Eye Examination)	Pale-Yellow		
Transparency:(Naked Eye Examination)	Clear		
pH(Automated - Reflectance Spectrometer)	Acidic		
Protein :(Automated – Reflectance Spectrometer/Sulpho salicylic acid method)	Nil		
Sugar:(Automated - Reflectance Spectrometer/ Benedict's Test)	Nil		
Ketone(Automated – Reflectance Spectrometer/Rothera's test)	Nil		
Bilirubin: (Automated – Reflectance Spectrometer/Fouchet's method)	Nil		
<b>Cells:</b>			
RBC(Automated - Reflectance spectrometer/Microscopy/Flow cytometric)	Nil		
Pus Cells(Automated – Reflectance spectrometer/Microscopy/Flow	1-2	0.0 - 5.0/HPF	/hpf



Name : Mrs. PINKY PANTH Age : 32Yr 8Mth 25Days Gender Female  
 UHID : ASHB.0000026835 / BPLAH5687 W/BNo/RefNo : AHC  
 SIN \LRN : 81112 \ 81117 \ 31351  
 Specimen : Urine  
 Ref Doctor : Dr. Akhil Kumar Tiwari




Collected on : 13-JAN-2024 10:09:37 AM Received on : 13-JAN-2024 10:56:18 AM Reported on : 13-JAN-2024 12 03:30 PM


cytometric)			
Epithelial Cells(Microscopic /Flow	2-4	<20	/hpf
cytometric)			
Yeast Cells	Absent		
Bacteria:	Absent		
Casts:(Microscopic /Flow cytometric)	Absent	ABSENT	
Crystals:(Microscopic /Flow	Absent		
cytometric)			
<b>CBC</b>			
HAEMOGLOBIN	13.4	12.0 to 15.1	g/dL
Packed cell volume (Calculated)	39.9	35.5 to 44.9	%
RBC COUNT(Impedance)	5.98 *	4.00-5.20	Million/ul
MCV-	66.8 *	80-100	fl
MCH-	22.3 *	27-32	pg
MCHC-	33.5	32-36	g/dL
RDW (Derived from RBC histogram)	19.9 *	12.2 - 16.1	%
TLC COUNT	4.1	4.0-11.0	10 <sup>3</sup> /mm <sup>3</sup>
<b>DIFFERENTIAL COUNT</b>			
Neutrophils	48	40-80	%
Lymphocytes	37	20-40	%
Monocytes	11 *	2-10	%
Eosinophils	4	1-6	%
Basophils	0	0-2	%
Platelet Count(Impedance)	228.4	150-450	10 <sup>3</sup> /mm <sup>3</sup>
Mean Platelet Volume	8.6	6.5-12.0	fl
<b>ERYTHROCYTE SEDIMENTATION</b>			
<b>RATE (ESR)</b>	21 *	0-20	mm/1st hr



--

Name	Mrs. PINKY PANTH	Age	32Yr 8Mth 25Days	Gender	Female
UHID	ASHB.0000026835 / BPLAH5687	W/BNo/RefNo	AHC		
SIN \LRN	81112 \ 81117 \ 31351				
Specimen	Urine				
Ref Doctor	Dr. Akhil Kumar Tiwari				






Collected on : 13-JAN-2024 10:09:37 AM    Received on : 13-JAN-2024 10:56:18 AM    Reported on : 13-JAN-2024 12:03:30 PM

Report Status:Final

\* END OF REPORT \*

CHECKED BY :            154234  
                                   153991



Dr Anupriya Chanda  
 Consultant Pathologist

Printed On : 19-JAN-2024 08:31:49 AM



Scan here to know us better

Name **Mrs. PINKY PANTH** Age **32Yr 8Mth 25Days** Gender **Female**  
 UHID : **ASHB.0000026835 / BPLAH5687** W/BNo/RefNo : **AHC**  
 SIN \LRN : **81116 \ 31351**  
 Specimen : **Blood**  
 Ref Doctor : **Dr. Akhil Kumar Tiwari**



Collected on **13-JAN-2024 10:09:37 AM** Received on : **13-JAN-2024 10:27:47 AM** Reported on **13-JAN-2024 10:53:09 AM**

**MEDIWHEEL FULL BODY HEALTH ANNUAL PLUS CHECK FEMALE**

<u>TEST NAME</u>	<u>RESULT</u>
------------------	---------------

<b>BLOOD GROUPING AND TYPING (ABO and Rh)</b>	
ABO Group:	<b>B</b>
Rh (D) Type:	<b>Positive</b>
Report Status:	<b>Final</b>

**\* END OF REPORT \***

CHECKED BY : **154232**  
**725449**

Printed On: **19-JAN-2024 08:32:05 AM**

**Dr.Samir Singh**  
**CONSULTANT-BLOOD BANK**

