



REVIVAL DIAGNOSTICS



HEALTH CHECK-UP SUMMARY

Name: Sunitha Bondada

Date: 04/04/2023

Email ID :

Sex : F Age : 41 Years Contact No: 9440822052 Remarks :

Under-weight	-
Normal	-
Over-weight	<input checked="" type="checkbox"/>

i> BMI

Height (in Cm) : 156 Weight (in Kg) : 93 BMI: 38.2

ii> Blood Pressure & Pulse

140/90 mm/hg
84 /min.

If high or low, whether the person is on medication : YES / NO

iii> Blood Tests & Lung Function Remarks

RS
CVS
CNS }

If abnormal, whether the person is on medication : YES / NO

iv> Eye Test Remarks

Eye Test : R/G/12 L/G/9
Color Vision:

v> Heart Disease

Whether any specific heart ailment detected (ECG findings) :
normal

vi> Any other problems needing attention / Overall Assessment :

NO

Dr. Chirag Patel
M.B.B.S., G189432

Signature of the Doctor

Sunitha

0261 2747788, 9825947712

4th Floor, Aqua Corridor, Hazira Road, Adajan Pal, Surat-395009.

Revival Diagnostic

401, Aqua Corridor,
B/s. Star Bazar, Surat-395009
Mo. 91062-28601

revivaldiagnostics.surat@gmail.com

www.revivaldiagnostics.com



REVIVAL DIAGNOSTICS



Name	SUNITHA BONDADA	Age/Gender	41Yrs/Female
Reg No.	3456/23	Receipt No	134
Referred By	BOB - MEDI WHEEL(PKG10000243)	Mode of Payment	CREDIT
Collection Type	CENTER	Collection DateTime	04-Apr-2023 08:38 AM

BLOOD GROUP - 04042322 Released at 04-Apr-2023 10:46 AM

Parameter	Result	Biological Ref.Range	Method
-Blood Group	"O"		
-Rh Factor	POSITIVE		

CBC - 04042319 Released at 04-Apr-2023 10:27 AM

Parameter	Result	Biological Ref.Range	Method
-Haemoglobin	12.4 gm/dL	(12 - 16 gm/dL)	Auto
-RBC Count	4.55 mill/cumm	(4.2 - 5.4 mill/cumm)	Auto
-Total WBC Count	7500 /cumm	(4000 - 10000 /cumm)	Auto
-Platelet Count	2.25 lakh/cumm	(1.5 - 4.5 lakh/cumm)	Auto

Blood Indices

-HCT	38.7 %	L (40 - 55 %)	Auto
-MCV	85.0 fl	(80 - 92 fl)	Auto
-MCH	27.2 pg	(27 - 31 pg)	Auto
-MCHC	32.0 gm/dL	(32 - 36 gm/dL)	Auto
-RDW	13.8 %	(11 - 15 %)	Auto

Diff WBC Count

-Polymorphs	69 %	(40 - 80 %)	Microscopically
-Lymphocytes	25 %	(20 - 40 %)	Microscopically
-Eosinophils	04 %	(1 - 6 %)	Microscopically
-Monocytes	02 %	(2 - 7 %)	Microscopically
-Basophils	00 %	(0 - 1 %)	Microscopically
-PLATELET ON SMEAR	Adequate		Microscopically
-MALARIAL PARASITES	Malarial Parasites Not Detected		Microscopically

[Test performed on Fully Automated Hematology Analyzer ERBA H-360]

Revival Diagnostics

401-Aqua Corridor,
Beside Star Bazar, Adajan,
Surat-395009. No. 9825947712

Dr. Shivangi Gandhi
M.B.B.S., M.D. (Pathology)



0261 2747788, 9825947712



4TH Floor, Aqua Corridor, Hazira Road, Adajan Pal, Surat-395009.



revivaldiagnostics.surat@gmail.com



www.revivaldiagnostics.com

This Medical Report Is Not Intended For Medico-legal Purposes.
Laboratory Test Results Are Subject To Technical Limitation And Should
Be Clinically Correlate For Final Diagnosis



REVIVAL DIAGNOSTICS



Name	SUNITHA BONDADA	Age/Gender	41Yrs/Female
Reg No.	3456/23	Receipt No	134
Referred By	BOB - MEDI WHEEL(PKG10000243)	Mode of Payment	CREDIT
Collection Type	CENTER	Collection DateTime	04-Apr-2023 08:38 AM

ESR - 04042319 Released at 04-Apr-2023 10:20 AM

Parameter	Result	Biological Ref.Range	Method
-E.S.R	08 mm/hr	(3 - 15 mm/hr)	



REVIVAL
DIAGNOSTICS

Revival Diagnostics

401-Aqua Corridor,
Beside Star Bazar, Adajan,
Surat-395009. Mo. 9825947712

Dr. Shivang Gandhi

M.B.B.S., M.D. (Pathology)



0261 2747788, 9825947712



4TH Floor, Aqua Corridor, Hazira Road, Adajan Pal, Surat-395009.



revivaldiagnostics.surat@gmail.com



www.revivaldiagnostics.com

This Medical Report Is Not Intended For Medico-legal Purposes.
Laboratory Test Results Are Subject To Technical Limitation And Should
Be Clinically Correlate For Final Diagnosis



REVIVAL DIAGNOSTICS



Name	SUNITHA BONDADA	Age/Gender	41Yrs/Female
Reg No.	3456/23	Receipt No	134
Referred By	BOB - MEDI WHEEL(PKG10000243)	Mode of Payment	CREDIT
Collection Type	CENTER	Collection DateTime	04-Apr-2023 08:38 AM

LIVER FUNCTION TEST (LFT) - 04042322 Released at 04-Apr-2023 03:28 PM

Parameter	Result	Biological Ref.Range	Method
-Serum Total Bilirubin	0.4 mg/dL	(0 - 1.3 mg/dL)	Diazo
-Serum Direct Bilirubin	0.1 mg/dL	(0 - 0.4 mg/dL)	Diazo
-Serum InDirect Bilirubin	0.3 mg/dL	(0.1 - 1.3 mg/dL)	Calculated
-Total Protein (TP)	6.5 gm/dL	(6.4 - 8.3 gm/dL)	Biuret
-Albumin (ALB)	4.1 gm/dL	(3.5 - 5.2 gm/dL)	BCG
-Globulin	2.4 gm/dL	(2.3 - 3.6 gm/dL)	Calculated
-A/G Ratio	1.71 gm/dL	(1 - 2.3 gm/dL)	Calculated
-SGPT(ALT)	10 U/L	(5 - 45 U/L)	IFCC, Kinetic without Pyridoxal Phosphate
-SGOT (AST)	16 U/L	(0 - 35 U/L)	IFCC, Without Pyridoxal Phosphate
-Alkaline Phosph.	66 U/L	(42 - 128 U/L)	ALP-AMP
-GGT	13 U/L	(5 - 50 U/L)	Glupa-C

[Test performed on Fully Automated Biochemistry Analyzer ERBA EM200]

REVIVAL
DIAGNOSTICS

Revival Diagnostics

401-Aqua Corridor,
Beside Star Bazar, Adajan,
Surat-395009. Mo. 9825947712

Dr. Shivangi Gandhi

M.B.B.S. M.D (Pathology)



0261 2747788, 9825947712



4TH Floor, Aqua Corridor, Hazira Road, Adajan Pal, Surat-395009.



revivaldiagnostics.surat@gmail.com



www.revivaldiagnostics.com

This Medical Report Is Not Intended For Medico-legal Purposes.
Laboratory Test Results Are Subject To Technical Limitation And Should
Be Clinically Correlate For Final Diagnosis



REVIVAL DIAGNOSTICS



Name	SUNITHA BONDADA	Age/Gender	41Yrs/Female
Reg No.	3456/23	Receipt No	134
Referred By	BOB - MEDI WHEEL(PKG10000243)	Mode of Payment	CREDIT
Collection Type	CENTER	Collection DateTime	04-Apr-2023 08:38 AM

Creatinine - 04042322 Released at 04-Apr-2023 12:48 PM

Parameter	Result	Biological Ref.Range	Method
-Creatinine	0.6 mg/dL	(0.6 - 1.14 mg/dL)	ENZYMATIC

BUN - 04042322 Released at 04-Apr-2023 12:04 PM

Parameter	Result	Biological Ref.Range	Method
-Blood Urea Nitrogen (BUN)	10 mg/dL	(6 - 20 mg/dL)	Calculated

Uric Acid - 04042318 Released at 04-Apr-2023 12:48 PM

Parameter	Result	Biological Ref.Range	Method
-Uric Acid	4.1 mg/dL	(3.5 - 7.2 mg/dL)	Uricase-POD



Revival Diagnostics

401-Aqua Corridor,
Beside Star Bazar, Adajan,
Surat-395009. Mo. 9825947712

Dr. Shivangi Gandhi

M.B.B.S, M.D (Pathology)



0261 2747788, 9825947712



4TH Floor, Aqua Corridor, Hazira Road, Adajan Pal, Surat-395009.



revivaldiagnostics.surat@gmail.com



www.revivaldiagnostics.com

This Medical Report Is Not Intended For Medico-legal Purposes.
Laboratory Test Results Are Subject To Technical Limitation And Should
Be Clinically Correlate For Final Diagnosis



REVIVAL DIAGNOSTICS



Name	SUNITHA BONDADA	Age/Gender	41Yrs/Female
Reg No.	3456/23	Receipt No	134
Referred By	BOB - MEDI WHEEL(PKG10000243)	Mode of Payment	CREDIT
Collection Type	CENTER	Collection DateTime	04-Apr-2023 08:38 AM

Lipid Profile - 04042322 Released at 04-Apr-2023 12:48 PM

Parameter	Result	Biological Ref.Range	Method
-Serum Cholesterol	222 mg/dL	Desirable < 200 mg/dl Borderline High : 200-239 mg/dl High : > 240 mg/dl	CHOD-PAP
-Serum Triglyceride	158 mg/dL	Normal < 150 mg/dl Borderline High : 150 - 159 mg/dl High : 200 - 499 mg/dl Very High : 500 mg/dl	GPO-POD Method
-Serum HDLD(Direct)	40 mg/dL	Normal :> 55 mg/dl Borderline : 35-55 mg/dl Undesirable: < 35 mg/dl	PVS-PEGME Precipitation with CHOD-POD
-Serum VLDL	32 mg/dL	H (5 - 30 mg/dL)	Calculated
-Serum LDL(Direct)	150 mg/dL	Optimal:< 100 mg/dl Above Optimal : 100- 129 mg/dl Borderline High : 130-159 mg/dl High : > 160-189mg/dl Very High : >190 mg/dl	Calculated
-Chol/HDL	5.55	Low risk: <3.8 Medium Risk: 3.8 to 5.9 High Risk: > 6	Calculated
-LDL/Chol	1.48	Low risk: <3.55 Medium Risk: 3.55 to 4.0 High Risk: > 6	Calculated

[Test performed on Fully Automated Biochemistry Analyzer ERBA EM200]

Revival Diagnostics

401-Aqua Corridor,
Beside Star Bazar, Adajan,
Surat-395009, Mo: 9825947712
Dr. Shivanigandam
M.B.B.S., M.D. (Pathology)



0261 2747788, 9825947712



4TH Floor, Aqua Corridor, Hazira Road, Adajan Pal, Surat-395009.



revivaldiagnostics.surat@gmail.com



www.revivaldiagnostics.com

This Medical Report Is Not Intended For Medico-legal Purposes.
Laboratory Test Results Are Subject To Technical Limitation And Should
Be Clinically Correlate For Final Diagnosis



Name	SUNITHA BONDADA	Age/Gender	41Yrs/Female
Reg No.	3456/23	Receipt No	134
Referred By	BOB - MEDI WHEEL(PKG10000243)	Mode of Payment	CREDIT
Collection Type	CENTER	Collection DateTime	04-Apr-2023 08:38 AM

Urine Routine & Micro Examination - 04042324 Released at 04-Apr-2023 11:46 AM

Parameter	Result	Biological Ref.Range	Method
<u>Physical Examination</u>			
-Quantity	20		Manual
-Colour	Pale Yellow	Pale Yellow	Manual
-Appearance	Clear	Clear	Manual
-Reaction (pH)	Acidic		Dipstick
-Specific Gravity	1.020		Dipstick
<u>Chemical Examination</u>			
-Proteins.	Absent		Dipstick
-Sugar	Absent		Dipstick
-Acetone.	Absent		Dipstick
-Bile Salts	Absent	Absent	Dipstick
-Bile Pigments	Absent	Absent	Dipstick
-Occult Blood Test (OBT).	Negative		Dipstick
<u>Microscopic Examination</u>			
-Pus Cells	1-2		Microscopically
-Red Blood Cells	Absent		Microscopically
-Epithelial Cells	1-2		Microscopically
-Bacteria.	Absent		Microscopically
-Crystals	Absent	Absent	Microscopically
-Others	NIL	Absent	Microscopic Examination

Revival Diagnostics

401-Aqua Corridor
Beside Star Bazar, Adajan,
Surat-395009. Mo. 9825947712
Dr. Shivangi Gandhi



0261 2747788, 9825947712



4TH Floor, Aqua Corridor, Hazira Road, Adajan Pal, Surat-395009.



revivaldiagnostics.surat@gmail.com



www.revivaldiagnostics.com



REVIVAL DIAGNOSTICS



Name	SUNITHA BONDADA	Age/Gender	41Yrs/Female
Reg No.	3456/23	Receipt No	134
Referred By	BOB - MEDI WHEEL(PKG1000243)	Mode of Payment	CREDIT
Collection Type	CENTER	Collection DateTime	04-Apr-2023 08:38 AM

Stool Examination - 04042323 Released at 04-Apr-2023 11:52 AM

Parameter	Result	Biological Ref.Range	Method
-Consistency.	Semi-Solid		Manual

Physical Examination

-Colour..	Brown		Manual
-Mucus..	Absent		Manual
-Pus..	Absent		Manual
-Blood..	Absent		Manual

Chemical Examination

-Reaction..	Acidic		
-Occult Blood..	Absent		
-Reducing Substance..	Absent		

Microscopic Examination

-Ova..	Absent		
-Cysts..	Absent		
-Trophozoites..	Absent		
-Larva..	Absent		
-Pus Cells..	1-2		
-Red Blood Cells..	Absent		
-Macrophage cells..	Absent		
-Vegetable Cells..	Absent		
-Crystals..	Absent		
-Fat..	Absent		
-Bacteria..	Absent		
-Darting Motility..	Not Seen		

Revival Diagnostics

401-Aqua Corridor
Beside Star Bazar, Adajan,
Surat-395009. Mo. 9825947712
Dr. Shivangi Gandhi



0261 2747788, 9825947712



4th Floor, Aqua Corridor, Hazira Road, Adajan Pal, Surat-395009.



revivaldiagnostics.surat@gmail.com



www.revivaldiagnostics.com

This Medical Report Is Not Intended For Medico-legal Purposes.
Laboratory Test Results Are Subject To Technical Limitation And Should
Be Clinically Correlate For Final Diagnosis



REVIVAL DIAGNOSTICS



Name	SUNITHA BONDADA	Age/Gender	41Yrs/Female
Reg No.	3456/23	Receipt No	134
Referred By	BOB - MEDI WHEEL(PKG10000243)	Mode of Payment	CREDIT
Collection Type	CENTER	Collection DateTime	04-Apr-2023 08:38 AM

Total T3 T4 TSH - 04042322 Released at 04-Apr-2023 01:51 PM

Parameter	Result	Biological Ref.Range	Method
-Total T3	0.99 ng/ml	(0.87 - 1.78 ng/ml)	Fluorescence Enzyme Immunoassay
-Total T4	5.84 ug/dl	(4.6 - 11 ug/dl)	Fluorescence Enzyme Immunoassay
-TSH	1.28 uIU/ml	0.50 - 5.50 uIU/ml 5.5 to 15 ul U/ml - Suggested Clinical co-relation or Repeat test with new sample as physiological factors can give falsely high TSH Above 15uIU/ml Hypothyroid PREGNANT WOMEN normal ranges for TSH: 1st Trimester : 0.0878 - 2.8293 uIU/ml 2nd Trimester : 0.1998 - 2.7915 uIU/ml 3rd Trimester : 0.307 - 2.9028 uIU/ml Ref: Tietz Fundamentals of Clinical Chemistry	Fluorescence Enzyme Immunoassay

[Test performed on Fully Automated Immunology Analyzer Maglumi-600]

Revival Diagnostics

401-Aqua Corridor,
Beside Star Bazar, Adajan,
Surat-395009. Mo. 9825947712

Dr. Shivangi Gandhi

M.B.B.S. M.D (Pathology)



0261 2747788, 9825947712



4th Floor, Aqua Corridor, Hazira Road, Adajan Pal, Surat-395009.



revivaldiagnostics.surat@gmail.com



www.revivaldiagnostics.com

This Medical Report Is Not Intended For Medico-legal Purposes.
Laboratory Test Results Are Subject To Technical Limitation And Should
Be Clinically Correlate For Final Diagnosis



NAME: Sunitha Bondada SEX: F
BIRTHDATE: 01/03/1982 AGE: 41

DEPARTMENT OF OPHTHALMOLOGY

EYE TEST:

1. VISION:

RIGHT EYE - G/12

LEFT EYE - G/9

2. COLOR VISION:

RIGHT EYE - (C)

LEFT EYE - (C)

3. FUNDUS:

RIGHT EYE - (C)

LEFT EYE - (C)

REMARKS:

⊕
Sunitha

Revival Diagnostic
401 Aqua Corridor,
Ophthalmologist/Optometrist
B/S. Star 2nd, Surat-395009
Mo. 91062-28601



0261 2747788, 9825947712



4th Floor, Aqua Corridor, Hazira Road, Adajan Pal, Surat-395009.




revivaldiagnostics.surat@gmail.com



www.revivaldiagnostics.com



REVIVAL DIAGNOSTICS



Dental Assessment Form

NAME
AGE

Sunittha

41

DATE
SEX

04/04/2023

F

* CHIEF COMPLAINT

- A CLINICAL FEATURES :- normal
- 1 CAVIES :- NO
- 2 MISSING TOOTH :- lower (L) 2nd, 3rd (R) 1st molar
- 3 MALOCCLUSION :- (R) lower 3rd molar
- 4 FILLING :- upper (R) (L) 2nd molar
- B DIAGNOSIS :- normal
- C PERSONAL HISTORY :- Average
- D PROVISIONAL D/G :- (2)
- E MEDICAL HISTORY :- Filling - RET
- F FINAL D/G :- normal
- G TREATMENT PLAN :- RET - Filling

CLINT SIGN

Revival Diagnostic
DOCTOR SIGN
401, Aqua Corridor,
B/s. Star Bazar, Surat-395009
Mo. 91062-28601



0261 2747788, 9825947712



4TH Floor, Aqua Corridor, Hazira Road, Adajan Pal, Surat-395009.



revivaldiagnostics.surat@gmail.com



www.revivaldiagnostics.com

This Medical Report Is Not Intended For Medico-legal Purposes.
Laboratory Test Results Are Subject To Technical Limitation And Should
Be Clinically Correlate For Final Diagnosis

(S) Sunittha



Gynec consultation

Date: 4/04/2023

Name of Patient: Sumitha Bondade

Age: 42

c/o:- irregular cycles

LMP - 9/02/2023

O/E

P/A - soft, NT

P/S - Cx } (H)
Vg }

white discharge

P/V - Not done

Rx
Counselled

T. FAS PID — (1)

V - Wash — (1)

Adv
S. LH
S. FSH
Pap Smear

Signature of the Doctor

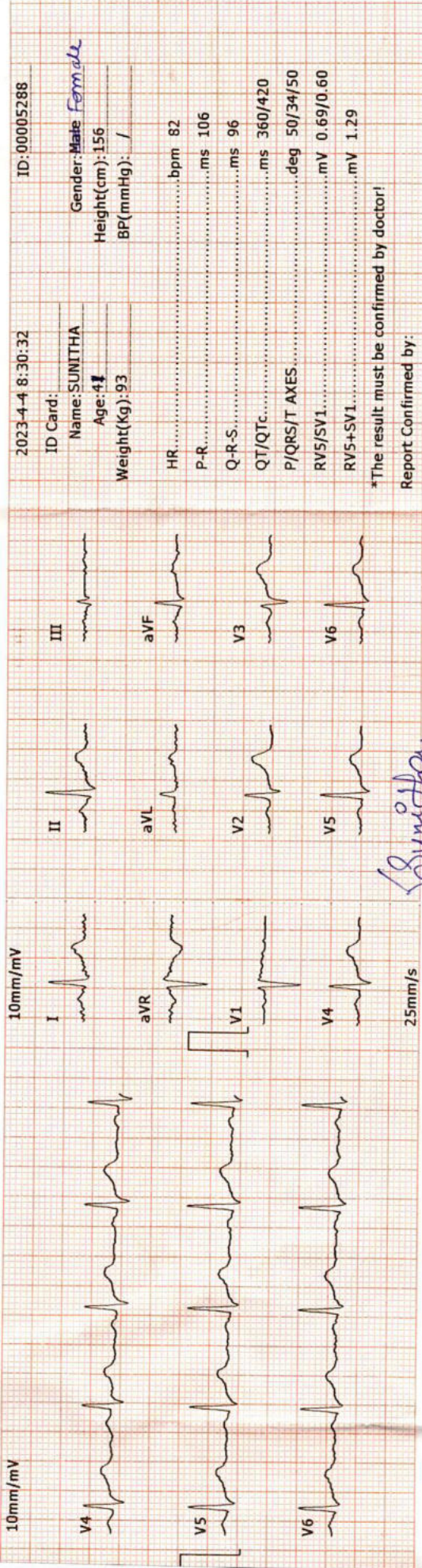
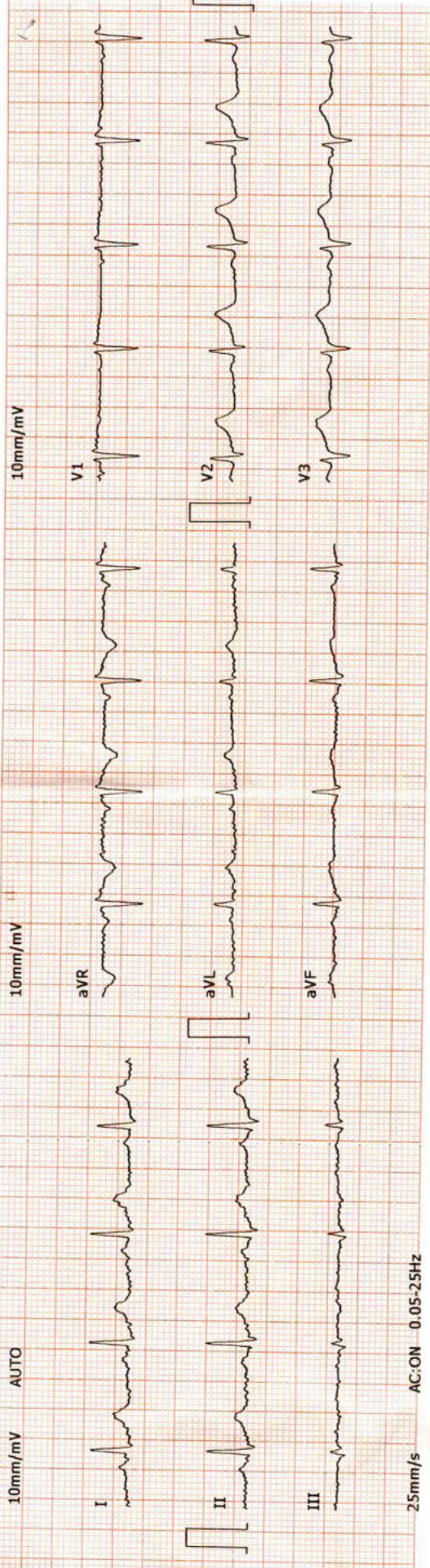
Revival Diagnostic
401, Aqua Corridor,
B/s. Star Bazar, Surat-395009
Mo. 91062-28601

0261 2747788, 9825947712

4th Floor, Aqua Corridor, Hazira Road, Adajan Pal, Surat-395009.

revivaldiagnostics.surat@gmail.com

www.revivaldiagnostics.com



Revival Diagnostics
 401-Aqua Corridor,
 Beside Star Bazar, Adajan,
 Surat-395009. Mo. 9825947712

DR. ANIYAS BORA
 MBBS, DNB, PGDCC
 PHYSICIAN & CLINICAL CARDIOLOGIST
 G-54906



REVIVAL DIAGNOSTICS

Name	SUNITHA BONDADA	Age/Gender	41Yrs/Female
Reg No.	3456/23	Receipt No	134
Referred By	BOB - MEDI WHEEL(PKG10000243)	Mode of Payment	CREDIT
Collection Type	CENTER	Collection DateTime	04-Apr-2023 08:38 AM


ECG

- REPORT :

1. The rhythm is sinus.
2. Heart rate is 82 beats per minute.
3. Normal P,QRS,T wave axis.
4. Normal PR,QRS,Q.T. Duration.
5. No pathological q wave or ST-T changes seen.
6. No evidence of chamber hypertrophy or enlargement seen.

IMPRESSION : ECG WITHIN NORMAL LIMITS

Revival Diagnostics
401-Aqua Corridor,
Beside Star Bazar, Adajan,
Surat-395009. Mo. 9825947712


DR. ADITYA S. BORA ^{Signature}
MBBS, DNB, PGCC
PHYSICIAN & CLINICAL CARDIOLOGIST
G-54906



0261 2747788, 9825947712



4th Floor, Aqua Corridor, Hazira Road, Adajan Pal, Surat-395009.



revivaldiagnostics.surat@gmail.com



www.revivaldiagnostics.com

This Medical Report Is Not Intended For Medico-legal Purposes.
Laboratory Test Results Are Subject To Technical Limitation And Should
Be Clinically Correlate For Final Diagnosis



Summary

REVIVAL DIAGNOSTICS
4TH FLOOR, AQUA CORRIDOE, NEAR STAR BAZAR, ADAJAN- 395009, SURAT
6372/SUNITHA BONDADA 42 Yrs/Female 93 Kg/156 Cms
Date: 04-Apr-2023 10:15:38 AM

Ref. By : MEDI WHEEL

Protocol : BRUCE

Objective : FOR TESTING PURPOSE ONLY.

Stage	StageTime (Min:Sec)	PhaseTime (Min:Sec)	Speed (kmph)	Grade (%)	METS	H.R. (bpm)	B.P. (mmHg)	R.P.P. x100	PVC	Comments
Supine					1.0	94	130/90	122	-	
Standing					1.0	70	130/90	91	-	
HV					1.0	82	130/90	106	-	
ExStart					1.0	90	130/90	117	-	
Stage 1	3:00	3:01	2.7	10.0	4.6	140	130/90	182	-	
Stage 2	3:00	6:01	4.0	12.0	7.0	161	150/90	241	-	
PeakEx	0:11	6:12	5.5	14.0	7.2	167	170/90	283	-	
Recovery	1:00		0.0	0.0	1.1	140	170/90	238	-	
Recovery	2:00		0.0	0.0	1.0	124	170/90	210	-	
Recovery	3:00		0.0	0.0	1.0	118	170/90	200	-	
Recovery	3:07		0.0	0.0	1.0	115	150/90	172	-	
Recovery					0.0	0	---/---	0	-	

Medication : Nil

History : Nil

Test End Reason : Test Complete

Findings :

The patient exercised according to BRUCE for 6:12, achieving a work level of Max METS:7.2. Resting heart rate initially 94 bpm, rose to a max. heart rate of 167 bpm which represents 94% of maximum age predicted heart rate. Resting blood pressure 130/90 mmhg, rose to a maximum blood pressure of 170/90 mmhg. The exercise stress test was stopped due to Test Complete

Parameters :

Exercise Time : 6:12 minutes

Max HR attained : 167 bpm 94% of Max Predictable HR 178

Max BP : 170/90(mmHg)

WorkLoad attained : 7.2 (Fair Effort Tolerance)

NOsignificant ST segment changes noted during exercise or recovery.

NOAngina/Arrhythmia/S3/murmur

Final Impression : Test is negative for inducible ischaemia.

Advice/Comments:

Revival Diagnostics

401-Aqua Corridor,

Beside Star Bazar, Adajan,

Surat-395009. Mo. 9825947712

DR. ADITYA S. BORA
MBBS, DNB, PGDCC
PHYSICIAN & CLINICAL CARDIOLOGIST
G-54906

REVIVAL DIAGNOSTICS

4TH FLOOR, AQUA CORRIDOE, NEAR STAR BAZAR, ADAJAN- 395009, SURAT

6372/SUNITHA BONDADA
42 Yrs/Female
93 Kg/156 Cms

Date: 04-Apr-2023 10:15:38 AM

HR: 89 bpm
METS: 1.0
BP: 130/90

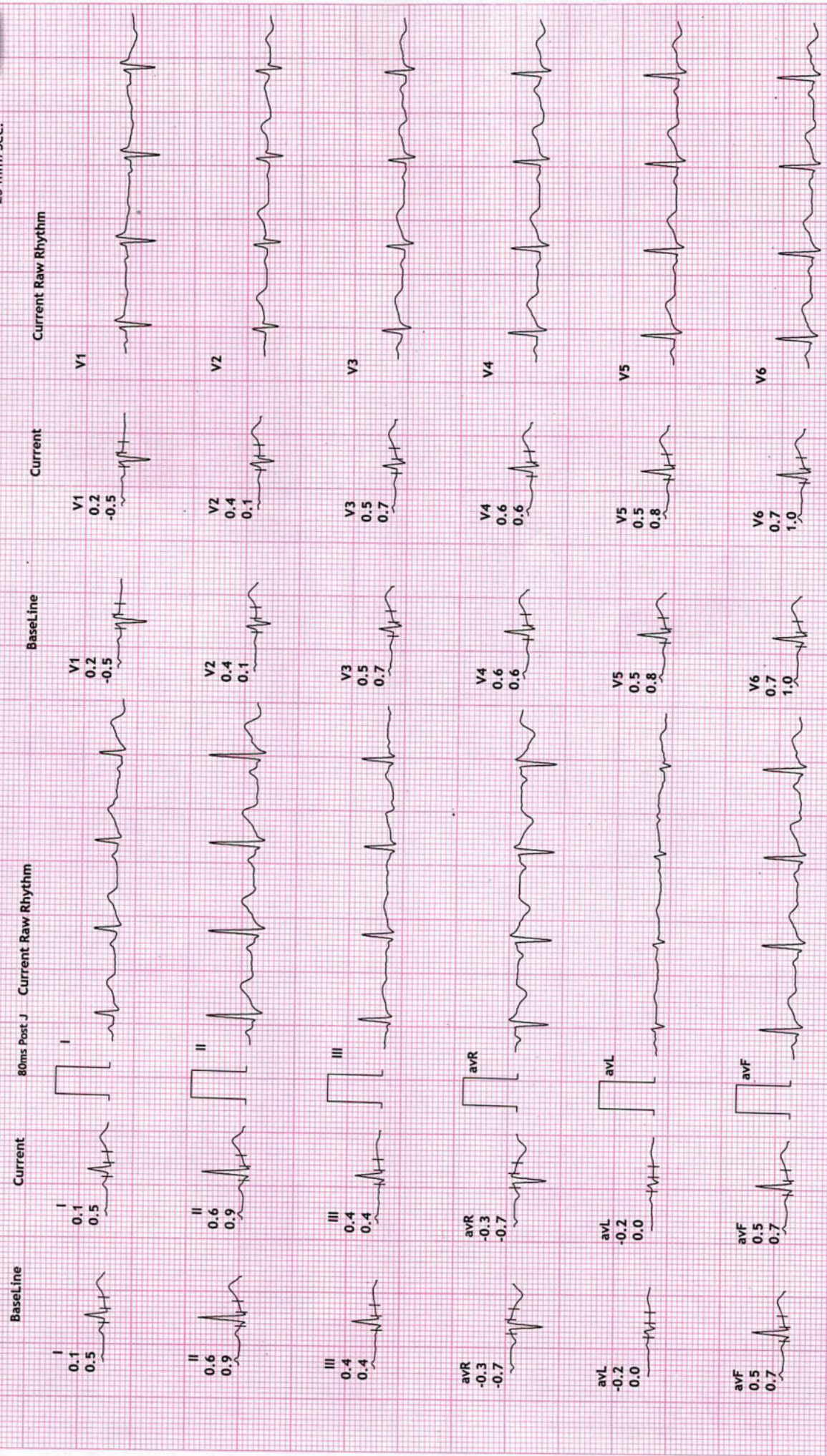
MPHR: 50% of 178
Speed: 0.0 kmph
Grade: 0.0%

12 Lead + Comparison

Raw ECG
BRUCE
(1.0-100)Hz

Ex Time 00:31
BLC :On
Notch :On

SUPINE
10.0 mm/mV
25 mm/Sec.



REVIVAL DIAGNOSTICS
12 Lead + Comparison

4TH FLOOR, AQUA CORRIDOE, NEAR STAR BAZAR, ADAJAN- 395009, SURAT

6372/SUNITHA BONDADA

42 Yrs/Female

93 Kg/156 Cms

Date: 04-Apr-2023 10:15:38 AM

HR: 82 bpm

METS: 1.0

BP: 130/90

MPHR: 46% of 178

Speed: 0.0 kmph

Grade: 0.0%

Raw ECG

BRUCE

(1.0-100)Hz

Ex Time 00:42

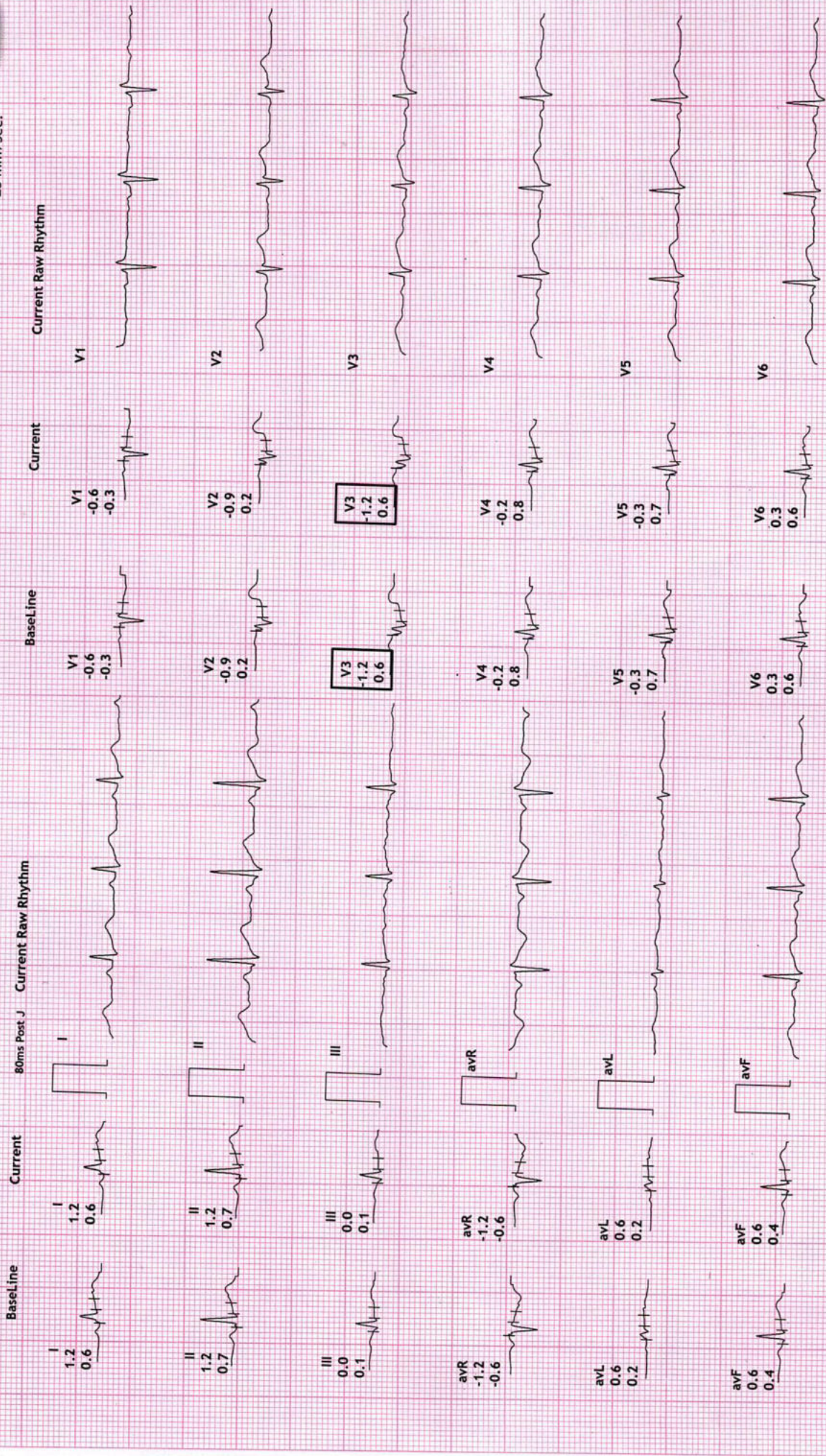
BLC :On

Notch :On

STANDING

10.0 mm/mV

25 mm/Sec.



REVIVAL DIAGNOSTICS

4TH FLOOR, AQUA CORRIDOE, NEAR STAR BAZAR, ADAJAN- 395009, SURAT

6372/SUNITHA BONDADA

42 Yrs/Female

93 Kg/156 Cms

Date: 04-Apr-2023 10:15:38 AM

HR: 81 bpm

METS: 1.0

BP: 130/90

MPHR: 45% of 178

Speed: 0.0 Km/h

Grade: 0.0%

12 Lead + Comparison

Raw ECG

BRUCE

(1.0-100)HZ

Ex Time 00:53

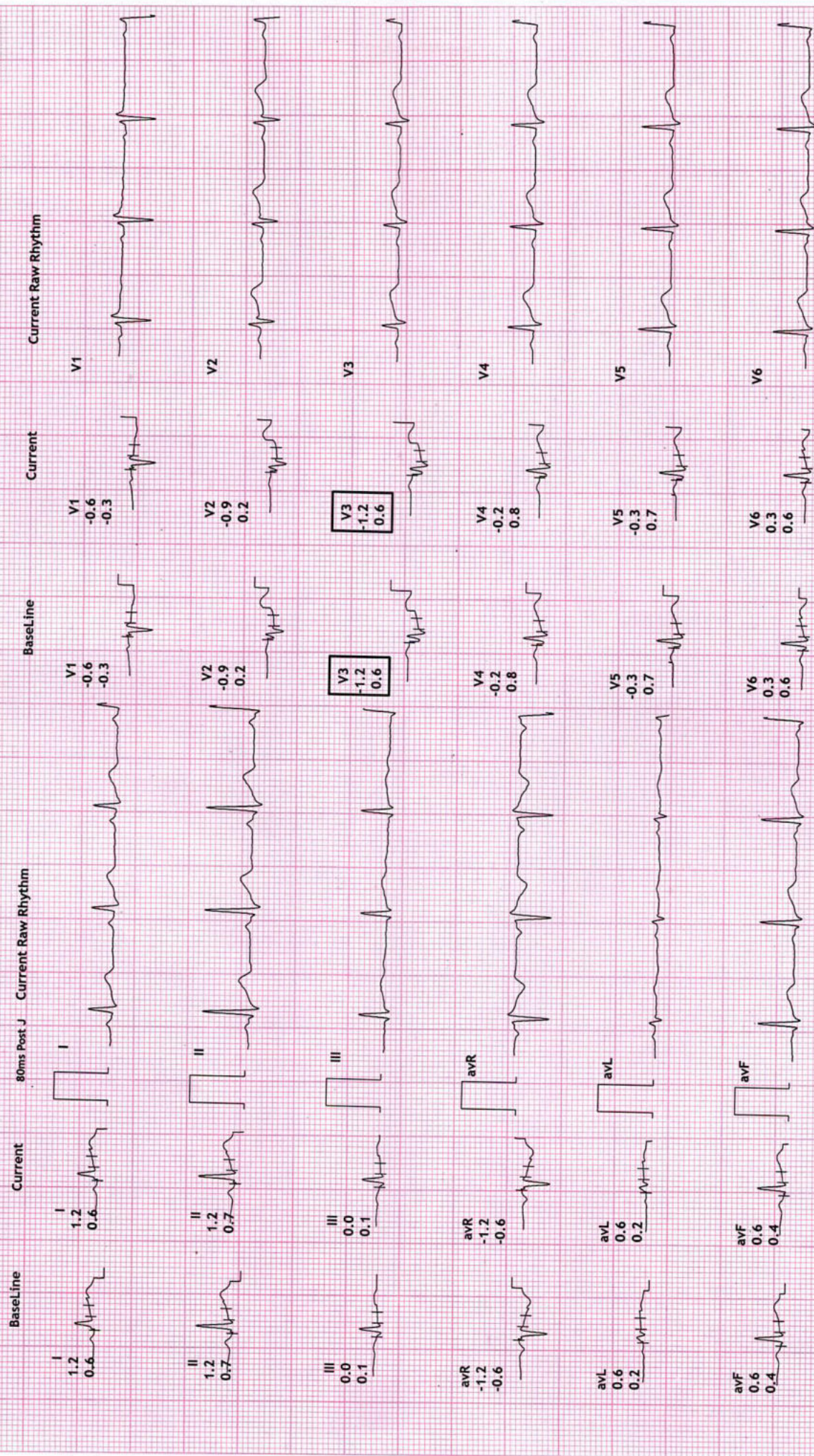
BLC :On

Notch :On

HV

10.0 mm/mV

25 mm/Sec.



REVIVAL DIAGNOSTICS

4TH FLOOR, AQUA CORRIDOE, NEAR STAR BAZAR, ADAJAN- 395009, SURAT

6372/SUNITHA BONDADA

42 Yrs/Female

93 Kg/156 Cms

Date: 04-Apr-2023 10:15:38 AM

HR: 88 bpm

METS: 1.0

BP: 130/90

MPHR: 49% of 178

Speed: 0.0 kmph

Grade: 0.0%

Raw ECG

BRUCE

(1.0-100)Hz

12 Lead + Comparison

Ex Time 00:00

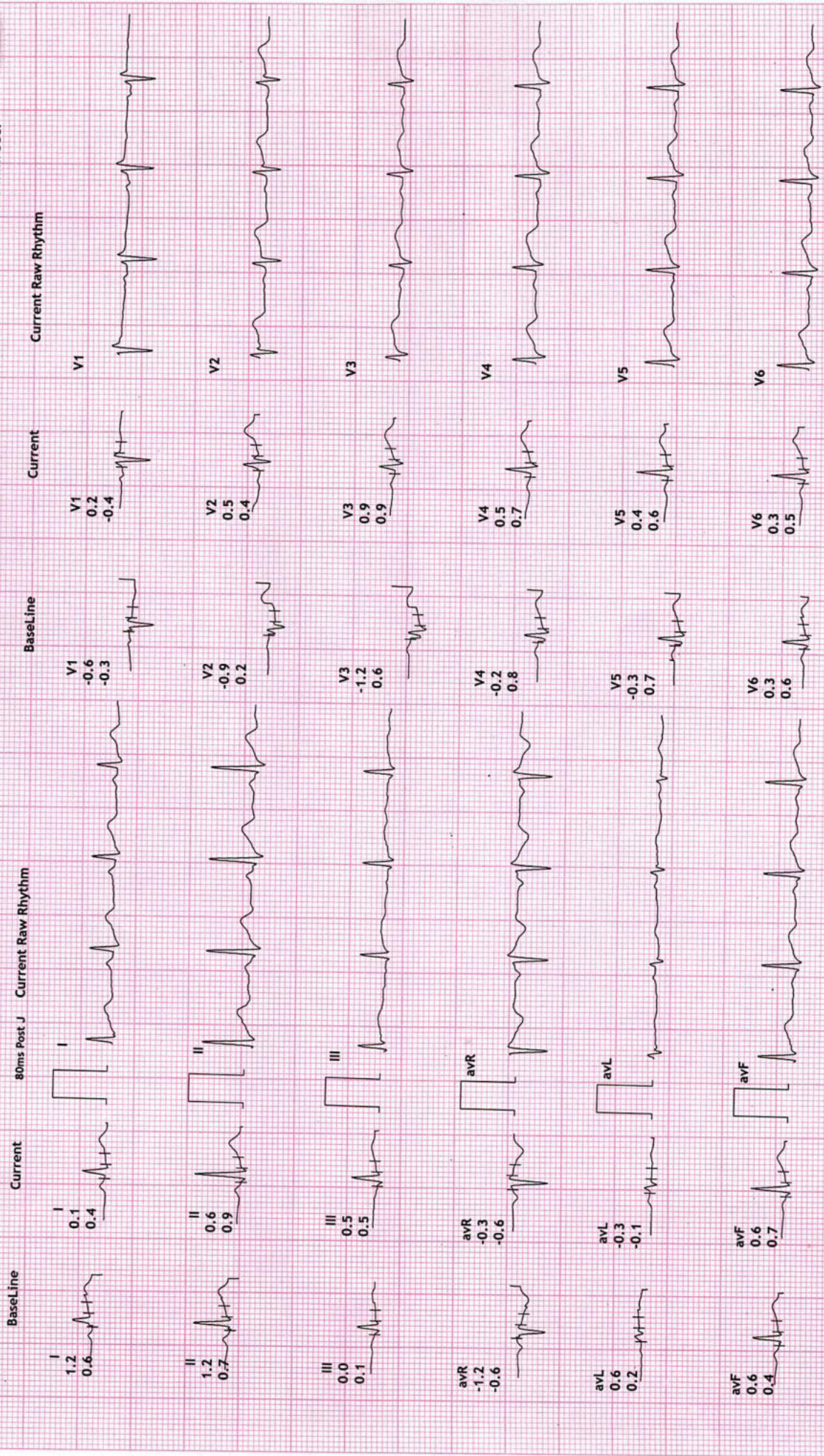
BLC :On

Notch :On

ExStrt

10.0 mm/mV

25 mm/Sec.



REVIVAL DIAGNOSTICS

4TH FLOOR, AQUA CORRIDOE, NEAR STAR BAZAR, ADAJAN- 395009, SURAT

6372/SUNITHA BONDADA

42 Yrs/Female

93 Kg/156 Cms

Date: 04-Apr-2023 10:15:38 AM

HR: 140 bpm

METS: 4.6

BP: 130/90

MPHR: 78% of 178

Speed: 2.7 kmph

Grade: 10.0%

12 Lead + Comparison

Raw ECG

BRUCE

(1.0-100)Hz

Ex Time 03:00

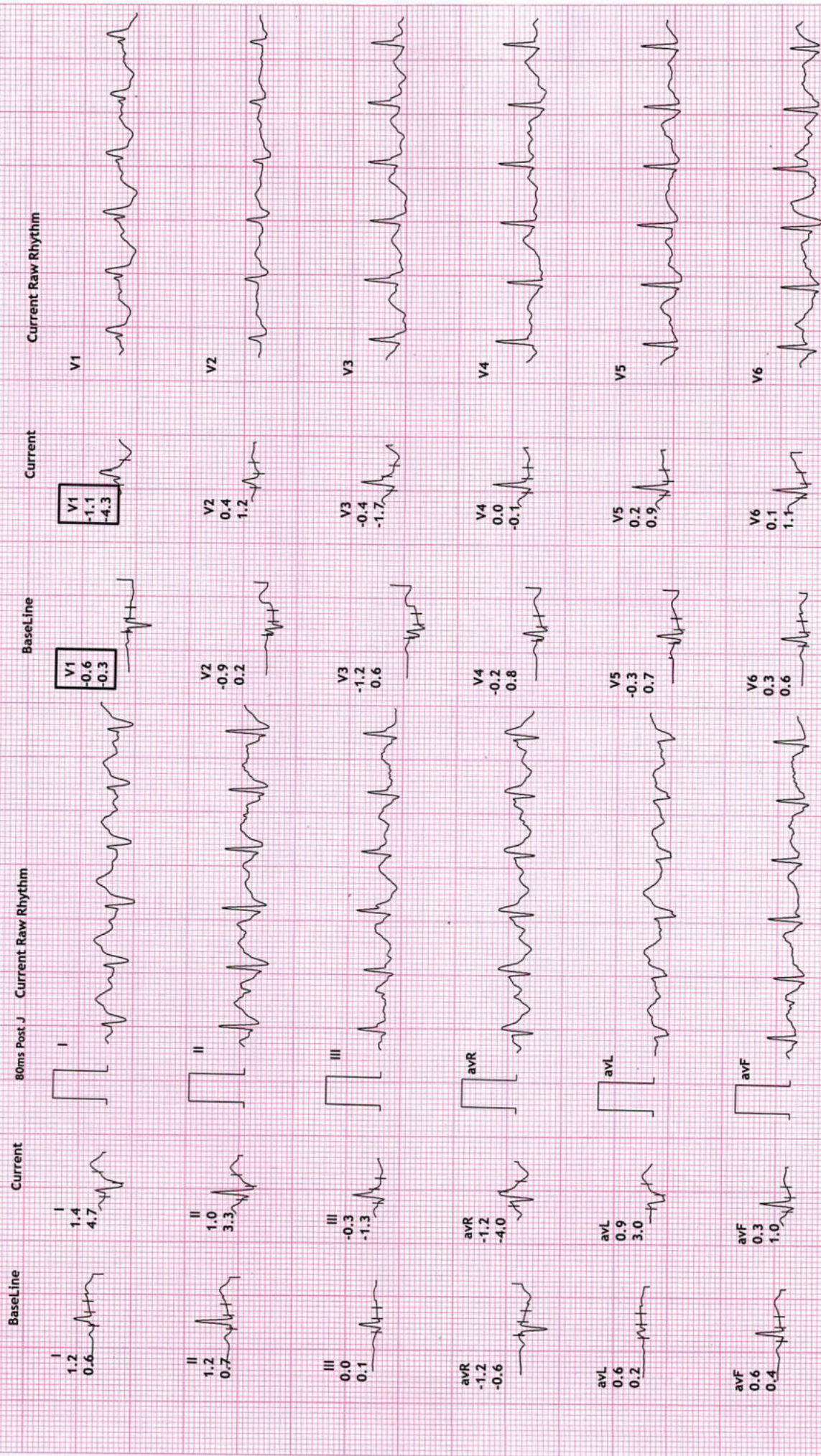
BLC : On

Notch : On

Stage 1 (03:00

10.0 mm/mV

25 mm/Sec.



REVIVAL DIAGNOSTICS

4TH FLOOR, AQUA CORRIDOE, NEAR STAR BAZAR, ADAJAN- 395009, SURAT

6372/SUNITHA BONDADA
42 Yrs/Female
93 Kg/156 Cms

Date: 04-Apr-2023 10:15:38 AM

12 Lead + Comparison

MPHR: 90% of 178
Speed: 4.0 kmph
Grade: 12.0%

HR: 161 bpm
METS: 7.0
BP: 150/90

Raw ECG
BRUCE
(1.0-100)HZ

Ex Time 06:00
BLC :On
Notch :On

Stage 2 (03:00)
10.0 mm/mV
25 mm/Sec.



REVIVAL DIAGNOSTICS

4TH FLOOR, AQUA CORRIDOE, NEAR STAR BAZAR, ADAJAN- 395009, SURAT

6372/SUNITHA BONDADA

42 Yrs/Female

93 Kg/156 Cms

Date: 04-Apr-2023 10:15:38 AM

HR: 167 bpm

METS: 7.2

BP: 170/90

MPHR: 93% of 178

Speed: 5.5 kmph

Grade: 14.0%

12 Lead + Comparison

Raw ECG

BRUCE

(1.0-100)Hz

Ex Time 06:11

BLC :On

Notch :On

PeakEx

10.0 mm/mV

25 mm/Sec.



REVIVAL DIAGNOSTICS
4TH FLOOR, AQUA CORRIDOE, NEAR STAR BAZAR, ADAJAN- 395009, SURAT
 6372/SUNITHA BONDADA
 42 Yrs/Female
 93 Kg/156 Cms
 Date: 04-Apr-2023 10:15:38 AM

12 Lead + Comparison
 Raw ECG
 BRUCE
 (1.0-100)Hz



MPHR: 78% of 178
 Speed: 0.0 kmph
 Grade: 0.0%

HR: 140 bpm
 METS: 1.0
 BP: 170/90

Recovery : (01)
 10.0 mm/mV
 25 mm/Sec.

Ex Time 06:11
 BLC : On
 Notch : On

80ms Post J
 Current Raw Rhythm

Current Raw Rhythm



REVIVAL DIAGNOSTICS

4TH FLOOR, AQUA CORRIDOE, NEAR STAR BAZAR, ADAJAN- 395009, SURAT

6372/SUNITHA BONDADA

42 Yrs/Female

93 Kg/156 Cms

Date: 04-Apr-2023 10:15:38 AM

HR: 124 bpm

METS: 1.0

BP: 170/90

MPHR: 69% of 178

Speed: 0.0 kmph

Grade: 0.0%

12 Lead + Comparison

Raw ECG

BRUCE

(1.0-100)Hz

Ex Time 06:11

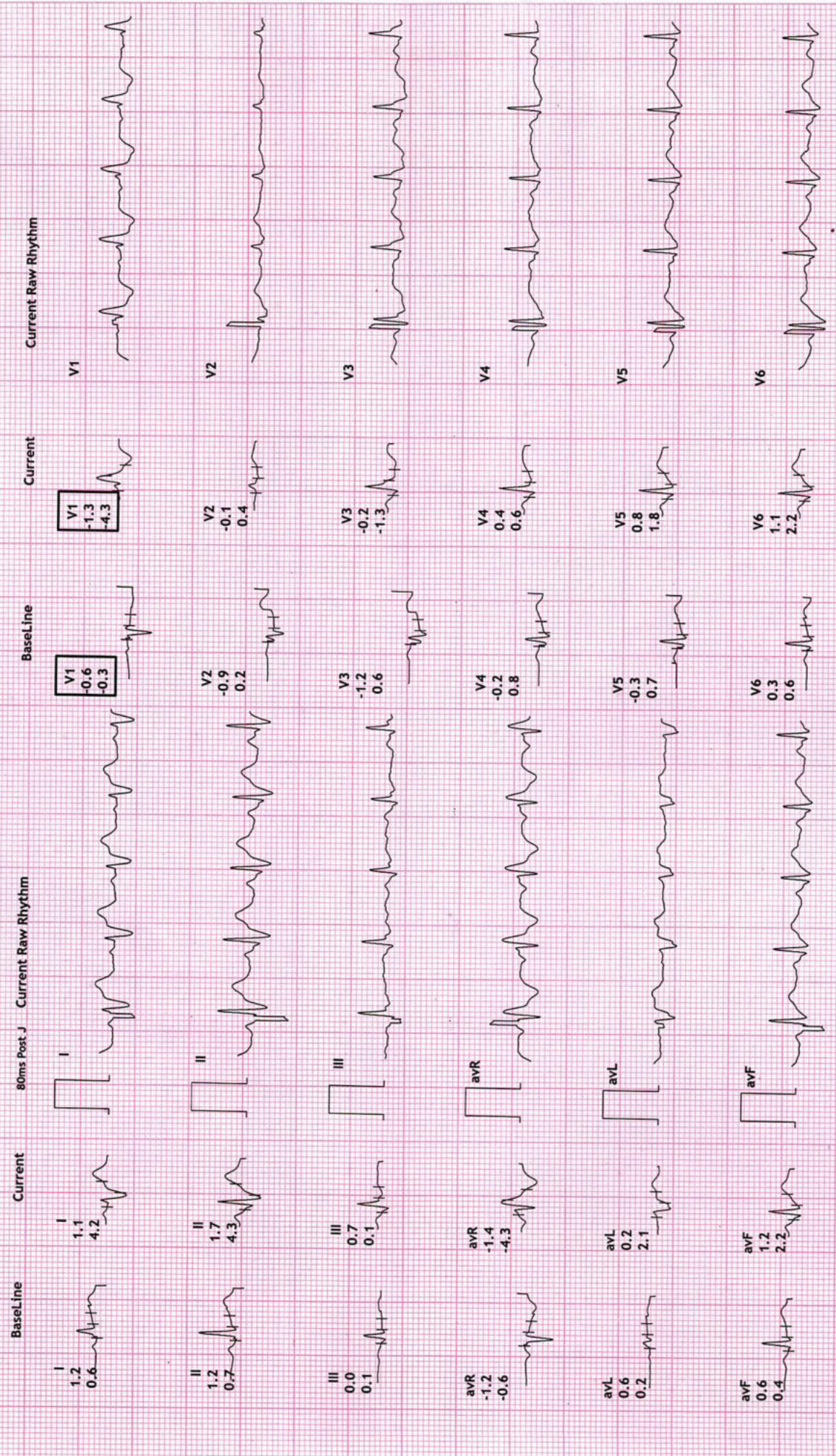
BLC : On

Notch : On

Recovery : (02:00)

10.0 mm/mV

25 mm/Sec.



REVIVAL DIAGNOSTICS
12 Lead + Comparison

4TH FLOOR, AQUA CORRIDOE, NEAR STAR BAZAR, ADAJAN- 395009, SURAT
 6372/SUNITHA BONDADA
 42 Yrs/Female
 93 Kg/156 Cms

12 Lead + Comparison
 Raw ECG
 BRUCE
 (1.0-100)Hz



Ex Time 06:11
 BLC :On
 Notch :On
 Recovery : (03)
 10.0 mm/mV
 25 mm/Sec.

MPHR: 66% of 178
 Speed: 0.0 kmph
 Grade: 0.0%

HR: 118 bpm
 METS: 1.0
 BP: 170/90

Date: 04-Apr-2023 10:15:38 AM





Name	SUNITHA BONDADA	Age/Gender	41Yrs/Female
Reg No.	3456/23	Receipt No	134
Referred By	BOB - MEDI WHEEL(PKG10000243)	Mode of Payment	CREDIT
Collection Type	CENTER	Collection DateTime	04-Apr-2023 08:38 AM

CHEST RADIOGRAPH (PA VIEW)

- Hilar shadows are within normal limits.
- Pulmonary vasculature appears normal.
- Cardiac appears normal in size.
- Both domeh of the diaphragm are smooth.
- Both costophrenic recesses are clear.
- Both lung fields appear normal.
- Visualized bones and soft tissue shadows appear normal.

IMPRESSION: NORMAL STUDY.

DR. CHIRAG K PATEL
RADIOLOGIST

REVIVAL
DIAGNOSTICS

Dr. Chirag K. Patel

MBBS-DMPD

Reg. No. G-23509

Signature

Revival Diagnostic

4th Floor, Aqua Corridor,
Nr. Star Bazar, Hazira Main Road,
Adajan, Surat-395009.
Mo. 97266 726683



0261 2747788, 9825947712



4TH Floor, Aqua Corridor, Hazira Road, Adajan Pal, Surat-395009.



revivaldiagnostics.surat@gmail.com



www.revivaldiagnostics.com

NAME : SUNITHA BONDADA
AGE: 41 YRS / FEMALE
REF BY: MEDI WHEEL





Name	SUNITHA BONDADA	Age/Gender	41Yrs/Female
Reg No.	3456/23	Receipt No	134
Referred By	BOB - MEDI WHEEL(PKG10000243)	Mode of Payment	CREDIT
Collection Type	CENTER	Collection DateTime	04-Apr-2023 08:38 AM

USG OF ABDOMEN & PELVIS

LIVER:

Liver is normal in size, shape and increased echotexture.

No evidence of focal SOL or dilatation of IHBR seen.

Portahepatis appear normal.

GALLBLADDER:

Gallbladder is distended and appears normal.

No e/o calculus, mass lesion or changes of cholecystitis seen.

PANCREAS:

Pancreas appears normal in size, shape and echotexture.

No e/o focal lesion, mass or changes of pancreatitis seen.

SPLEEN:

Spleen appears normal in size, shape and echotexture.

PARAAORTIC REGION:

Aorta grossly appears normal. No e/o paraaortic lymphnodes seen.

KIDNEYS:

left ovarian simple cyst

Both kidneys appear normal in size, shape, position and echotexture.

Cortex and collecting system of both kidneys appear normal.

No evidence of calculus or obstructive uropathy on either side.

URINARY BLADDER:

Bladder is distended and appears normal.

No calculus, mass lesion or changes of cystitis is seen.

UTERUS:

anteverted, enlarged in size Normal in shape and echotexture with empty central uterine cavity.

Cervix appears normal.

No e/o focal SOL. Endometrial thickness is normal.

OVARIES:

Both adnexal region appear normal.

No e/o adnexal mass lesion seen on either side.

No evidence of free fluid seen in pelvis.

COMMENTS:

fatty liver

09612747788, 9825947712



4TH Floor, Aqua Corridor, Hazira Road, Adajan Pal, Surat-395009.

Dr. Chirag K. Patel

MBBS-DMPD

Reg. No. G-23509

revivaldiagnostics.surat@gmail.com

Revival Diagnostic

www.revivaldiagnostics.com

Mr. Chirag K. Patel, Radiologist

Adajan Pal, Hazira Main Road, Surat-395009.

Mo-9716607000

This Medical Report Is Not Intended For Medical Legal Purposes.
Laboratory Test Results Are Subject To Technical Limitations & Should
Be Clinically Correlate For Final Diagnosis



Name	SUNITHA BONDADA	Age/Gender	41Yrs/Female
Reg No.	3456/23	Receipt No	134
Referred By	BOB - MEDI WHEEL(PKG10000243)	Mode of Payment	CREDIT
Collection Type	CENTER	Collection DateTime	04-Apr-2023 08:38 AM

SONOGRAPHY OF BOTH BREASTS

TECHNIQUE- USG of both breast done by using 10 mHz high frequency.

FINDINGS -

RT BREAST:

On USG

Right breast shows normal parenchymal pattern.
No e/o skin thickening, nipple retraction, microcalcification.
No e/o focal SOL, architectural distortion.
No e/o lymphadenopathy is noted in right axillary region.

LT BREAST:

On USG

Left breast shows normal parenchymal pattern.
No e/o skin thickening, nipple retraction, microcalcification.
No e/o focal SOL, architectural distortion.
No e/o lymphadenopathy is noted in left axillary region.

COMMENT – Findings suggest ,

Right breast - Normal

Left breast - Normal

Dr. Chirag K. Patel

MBBS-DMPD

Reg. No. G-23509

Revival Diagnostic
Signature

4th Floor, Aqua Corridor,
Nr. Star Bazar, Hazira Main Road,
Adajan, Surat-395009.
Mo. 97266 726683



0261 2747788, 9825947712



4TH Floor, Aqua Corridor, Hazira Road, Adajan Pal, Surat-395009.



revivaldiagnostics.surat@gmail.com



www.revivaldiagnostics.com



REVIVAL DIAGNOSTICS



Name	SUNITHA BONDADA	Age/Gender	41Yrs/Female
Reg No.	3456/23	Receipt No	134
Referred By	BOB - MEDI WHEEL(PKG10000243)	Mode of Payment	CREDIT
Collection Type	CENTER	Collection DateTime	04-Apr-2023 08:38 AM

FBS & PPBS - 04042320 Released at 09-Apr-2023 12:09 PM

Parameter	Result	Biological Ref.Range	Method
-Fasting Blood Sugar (FBS)	111 mg/dL	H 70-100 mg/dl Impaired Tolerance:100-125 Diabetes Mellitus:>=126 (On more than one occasion) (American diabetes association guidelines 2022)	
-Fasting Urine Sugar	Absent		
-Fasting Urine Acetone	Absent		
-PPBS	131 mg/dL	(90 - 140 mg/dL)	
-PP2BS URINE SUGAR	Absent		
-PP2BS URINE ACETONE	Absent		

HBA1C - 04042319 Released at 09-Apr-2023 12:07 PM

Parameter	Result	Biological Ref.Range	Method
-HBA1C	5.5 %	HbA1C Degree of Glucose Control <5.6 % Non Diabetics 5.7 - 6.4 % Prediabetics > =6.5 % Diabetics (REF:Wallace, 11th Edition) REMARKS: 6 - 7 % Excellent Control 7 - 8 % Good Control 8 - 10 % Unsatisfactory Control >10 % Poor Control	Boronate Affinity
-Method[]		High Performance Liquid Chromatography (HPLC)	

Revival Diagnostics

401-Aqua Corridor,
Beside Star Bazar, Adajan
Surat-395009. Mo. 9825947712



0261 2747788, 9825947712



4TH Floor, Aqua Corridor, Hazira Road, Adajan Pal, Surat-395009.



Dr. Shivangi Gandhi
M.B.B.S, M.D (Pathology)
revivaldiagnostics.surat@gmail.com



www.revivaldiagnostics.com

This Medical Report Is Not Intended For Medico-legal Purposes.
Laboratory Test Results Are Subject To Technical Limitation And Should
Be Clinically Correlate For Final Diagnosis