

MR. SHARVAN
MEDIWHEEL

42 Years /M

25-05-2024

HEAMOGRAM

Test Name	Results	Normal Range
Haemoglobin (HB)	13.0	13 - 18 gm%
R.B.C. Count	4.65	4.5 - 5.5 milli./cu.mm
PCV	43.7	40 - 50 %
MCV	93.98	80 - 95 fl
MCH	27.96	27 - 32 pg
MCHC	29.75	31.5 - 34.5 %
TOTAL WBC COUNT	7,300	4,000 to 11,000 /cu.mm
DIFFERENTIAL WBC COUNT	.	
Neutrophils	60	40 - 75 %
Lymphocytes	35	20 - 40 %
Monocytes	03	02 - 08 %
Eosinophils	02	01 - 05 %
Basophils	00	00 - 01 %
PLATELET COUNT	1.66	1.5 - 4 Lacs/cu.mm.
E.S.R	12	M- 0-10 at the end of 1 hr. F- 0-20 at the end of 1 hr


DR. POOJA PRAPANNA
MDDR. POOJA PRAPANNA
M.D.

Note :- All pathological tests have technical and biological limitations. Please correlate clinically as well as with other investigative findings.
A review should be requested in case of any disparity. This report is not valid for medicolegal purpose.

MR. SHARVAN

42 Years /M

MEDIWHEEL

25-05-2024

Test Name	Results	Normal Range
<u>BIOCHEMISTRY</u>		
CREATININE	1.18	0.6 - 1.4 mg\dl
TOTAL BILIRUBIN	0.89	0 - 1 mg/dl
DIRECT BILIRUBIN	0.16	<0.25 mg/dl
INDIRECT BILIRUBIN	0.73	< 1.0 mg/dl
FASTING BLOOD SUGAR	114.0	70 - 110 mg/dl
P.P. BLOOD SUGAR	196.0	upto 140 mg/dl
S.G.P.T	52.0	0 - 45 IU/L
BUN	12.0	5 - 21 Mg/dl


DR. POOJA PRAPANNA
MD

DR. POOJA PRAPANNA

M.D.

Note :- All pathological tests have technical and biological limitations. Please correlate clinically as well as with other investigative findings.
A review should be requested in case of any disparity. This report is not valid for medicolegal purpose.

MR. SHARVAN
MEDIWHEEL

42 Years /M
25-05-2024

BLOOD GROUP

Test Name	Results	Normal Range
BLOOD GROUP	: -	
"ABO " GROUP	"B"	
Rh (D) Factor	Positive	
	.	
	.	
	.	

(Cross matching & recheck of Blood Group is mandatory before any transfusion)


DR. POOJA PRAPANNA
MD

DR. POOJA PRAPANNA
M.D.

Note :- All pathological tests have technical and biological limitations. Please correlate clinically as well as with other investigative findings.
A review should be requested in case of any disparity. This report is not valid for medicolegal purpose.

MR. SHARVAN
MEDIWHEEL42 Years /M
25-05-2024**URINE EXAMINATION**

Test Name	Results	Normal Range
PHYSICAL EXAMINATION		
Quantity	30 ml	
Colour	Pale Yellow	
Appearance	Clear	
Deposits	Absent	
Specific Gravity	1.015	
Reaction	Acidic	
CHEMICAL EXAMINATION		
Albumin	Nil	
Sugar	Nil	
Ketones	Absent	
Bile Pigments	Negative	
Bile Salt	Negative	
Hematuria	Negative	
MICROSCOPIC EXAMINATION		
Pus Cells	1- 2 /hpf	
Red Blood Cells	Nil/hpf	
Epithelial Cell	1 - 2 /hpf	
Crystals	Nil	
Casts	Absent	


DR. POOJA PRAPANNADR. POOJA PRAPANNA
M.D.

Note :- All pathological tests have technical and biological limitations. Please correlate clinically as well as with other investigative findings.
A review should be requested in case of any disparity. This report is not valid for medicolegal purpose.

4D SONOGRAPHY • COLOR DOPPLER • ECHO • PATHOLOGY • DIGITAL X-RAY & OPG • TMT • ECG • HOLTER

MR. SHARVAN

42 Yrs./M

MEDIWEEL

25th May, 2024

X-RAY CHEST PA VIEW

Bony cage is normal.

Trachea is central. C.P. angles are clear.

Cardiac contour and cardiothoracic ratio are normal.

Lung fields are clear.



DR.D.S.CHHABRA.

M.D.



MR. SHARVAN

42YEARS /MALE

MEDIWHEEL

Height: - 169

Weight: - 94

BP: - 111/70 mmhg

Pulse: -74/- Regular

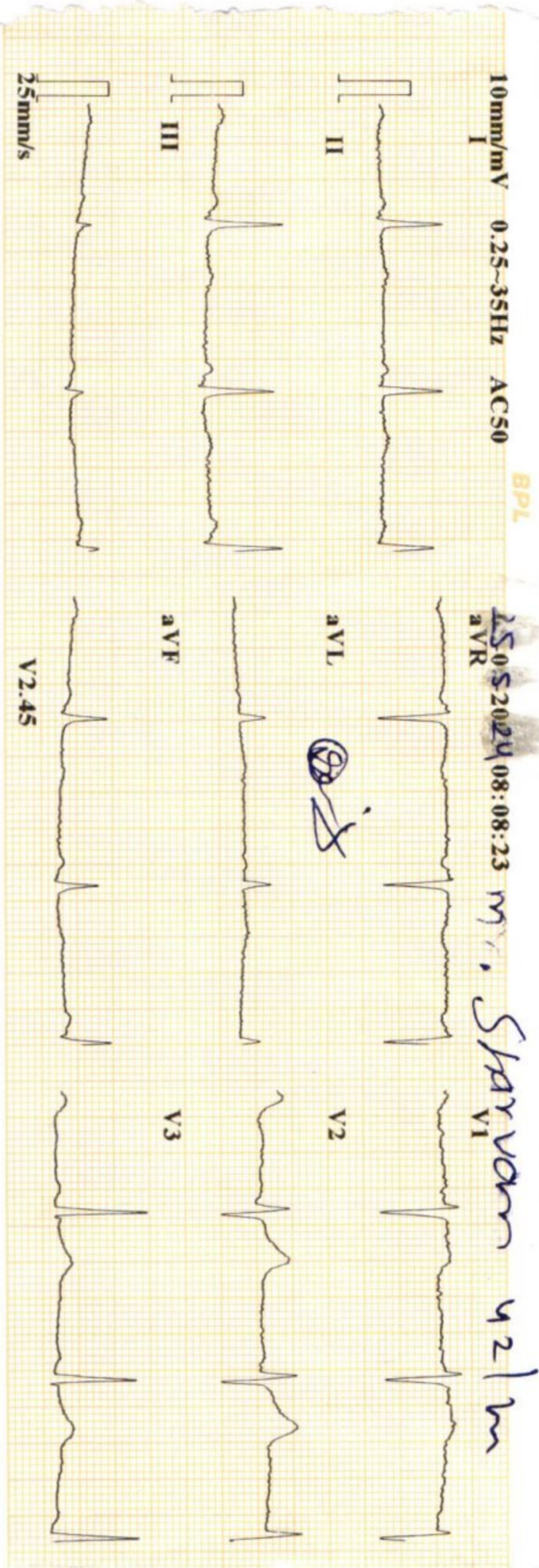
BMI: - 32.9

The Medical Examiner should record the findings under one of the following categories:-

Overweight



DR. D. S. CHHABRA
MBBS. MD
Reg. No. 5007



ID	: 050608-0808
Name	:
Age	: 42 yr
Sex	: Male
BP	:
Height	: cm
Weight	: kg
HR	: 68 bpm
P Dur	: 134 ms
PR int	: 172 ms
QRS Dur	: 90 ms
QT/QTc int	: 400/428 ms
P/QRS/T axis	: 54/39/29 °
RV5/SV1 amp	: 1.583/0.898 mV
RV5+SV1 amp	: 2.481 mV
RV6/SV2 amp	: 1.524/0.536 mV

CARDIART

Minnesota Code:
5-5-0(II,V5,V6)
9-4-1(V3)


DR. PRANK JAIN
MBBS, MD, DM.
Reg. No. 19547

Diagnosis Information:
800: Sinus Rhythm
Normal ECG

Report Confirmed by:

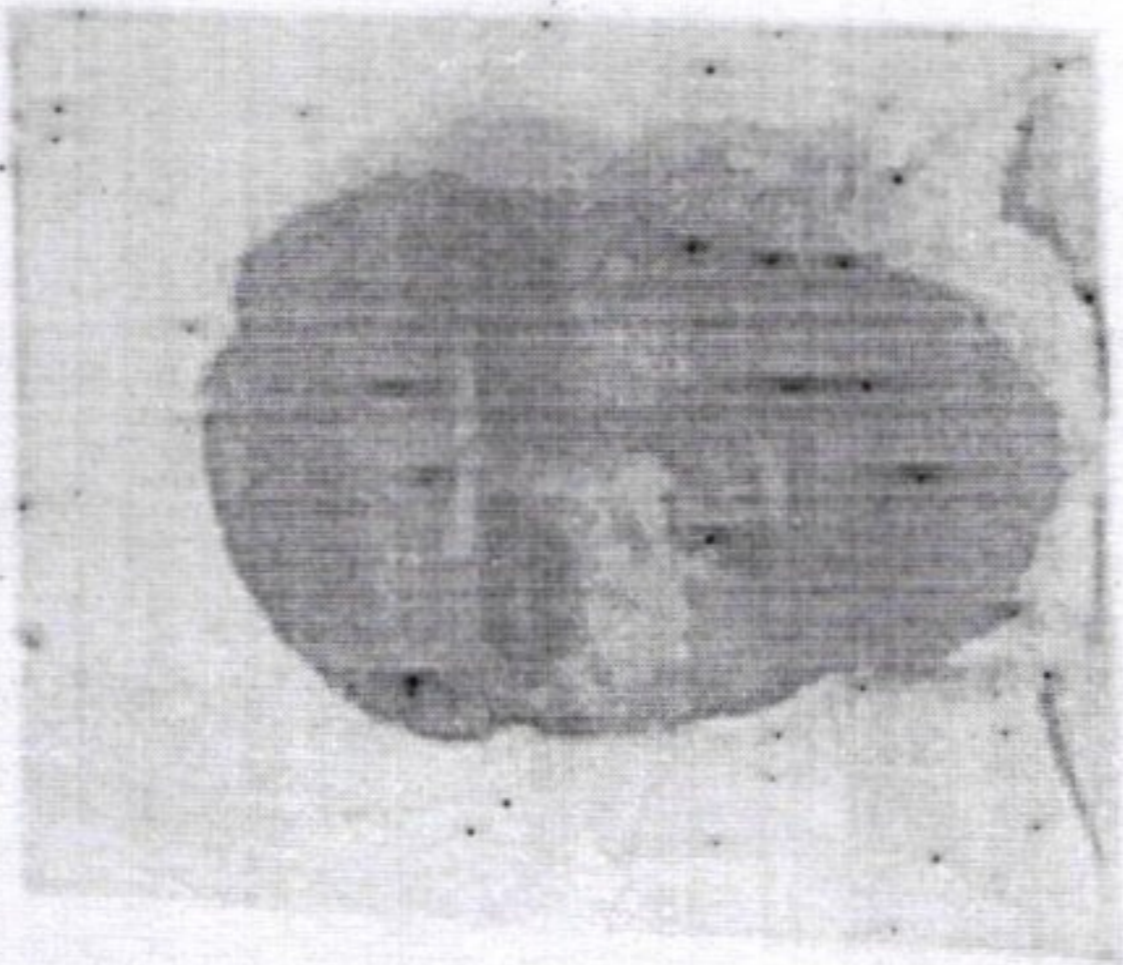
(Handwritten initials and signature)





भारत सरकार

Government of India



श्रवण

Sharvan

जन्म तिथि / DOB : 08/04/1982

पुरुष / Male



2323 6444 6500

आधार - आम आदमी का अधिकार

Scanned with OKEN Scanner

	--	--	--
	--	--	--

	--	--	--
	--	--	--

Dilated	--	--	--
	--	--	--
	--	--	--

Dilated	--	--	--
	--	--	--
	--	--	--

Dry Refraction:

	Sph	Cyl	Axis	Vision
Distant	--	--	--	6/6
Near	+0.75	--	--	N6

Dry Refraction:

	Sph	Cyl	Axis	Vision
Distant	--	--	--	6/6
Near	+0.75	--	--	N6

EXAMINATION

R/OO

VA: UCVA - 6/6 UCVA Near- N6
IOP(1): 18 at 11:45 AM
Appearance: Normal
Appendages: Normal
Conjunctiva: Normal
Sclera: Normal
Cornea: Size/Shape/Surface Normal
Anterior Chamber: Normal depth, No cells/flare
Pupil: Round shape, Normal direct & Consensual reflex
Iris: Within normal Limits
Lens: Clear, Crystalline, Central
Extra Ocular Movements: Unocular and Binocular movements full and normal

L/OO

VA: UCVA - 6/6 UCVA Near- N6
IOP(1): 19 at 11:45 AM
Appearance: Normal
Appendages: Normal
Conjunctiva: Normal
Sclera: Normal
Cornea: Size/Shape/Surface Normal
Anterior Chamber: Normal depth, No cells/flare
Pupil: Round shape, Normal direct & Consensual reflex
Iris: Within normal Limits
Lens: Clear, Crystalline, Central
Extra Ocular Movements: Unocular and Binocular movements full and normal

DIAGNOSIS

1. Presbyopia - H52.4

ADVICE :

Medication(Rx)

New:



Patient :	MR. SHARVAN JADHAV	Doctor :	Dr. RAJU BAGLAWAT
Age/Sex :	42 years 0 months Male	Facility :	Dr Agarwala Eye Hospital Jayawadee Square
Contact :	9817900332	Appt. Dt :	25 May/24
MR No. :	JWS:7753324	Address :	136 GHANM BACHUKHEDA, Indore G.P.O., Indore, MADHYA PRADESH 462001
Issue Dt :	25 May/24		

OPD SUMMARY

HISTORY

Chief Complaints :

- Itching in Right Eye - ON AND OFF

Ophthalmic History :

- Glasses

Systemic History :

- Diabetes (Pre Diabetic)

Allergies : None

GLASSES PRESCRIPTIONS

	R/CO			
	Sph	Cyl	Axis	Vision
Distant	--	--	--	6/6
Near	+0.75	--	--	N6

	L/OS			
	Sph	Cyl	Axis	Vision
Distant	--	--	--	6/6
Near	+0.75	--	--	N6

REFRACTION

	R/CO	
	Value	Axis
Kh	44.00	22
Kv	45.00	112

Avg. K: 44.50

Cyl: -1.00

Auto Refraction:

	Sph	Cyl	Axis
Dry	+0.75	-1.00	60

	L/OS	
	Value	Axis
Kh	43.75	144
Kv	44.75	54

Avg. K: 44.25

Cyl: -1.00

Auto Refraction:

	Sph	Cyl	Axis
Dry	+1.00	-1.00	110

