

REVIVAL DIAGNOSTICS



HEALTH CHECK-UP SUMMARY

Name: Narendra Kumar

Date: 10/09/2022

Email ID:

Sex: <u>M</u>	Age: <u>33</u> Years	Contact No: <u>8982929607</u>	Remarks:
			Under-weight <u>-</u>
			Normal <u>-</u>
			Over-weight <u>✓</u>

i> **BMI**

Height (in Cm): <u>165</u>	Weight (in Kg): <u>74</u>	BMI: <u>27.2</u>	Over-weight <u>✓</u>
----------------------------	---------------------------	------------------	----------------------

ii> **Blood Pressure & Pulse**

110/72 mm hg
72/min. Regular

If high or low, whether the person is on medication: YES / NO

iii> **Blood Tests & Lung Function Remarks**

RS }
CVS }
CVS }

If abnormal, whether the person is on medication: YES / NO

iv> **Eye Test Remarks**

Eye test (L) 6/6 (R) 6/6 with specs.
Color Vision: 15

v> **Heart Disease**

Whether any specific heart ailment detected (ECG findings):
normal

vi> **Any other problems needing attention / Overall Assessment:**

NO

(Signature)

Revival Diagnostic
401, Aqua Corridor,
B/s. Star Bazar, Surat-395009
Mo. 91062-28601

C.K. Patel
Signature of the Doctor
Dr. Chirag Patel
M.B.B.S. G-49432

Laboratory Test Result are Subject to technical limitation and should be clinically correlate for final diagnosis



Dental Assessment Form

NAME
AGE

Narendra Kumar
33

DATE
SEX

10/09/2022
M

* CHIEF COMPLAINT

- A CLINICAL FEATURES :- normal
- 1 CAVIES :- NO
- 2 MISSING TOOTH :- NO
- 3 MALOCCLUSION :- NO
- 4 FILLING :- (L) lower 2nd, 3rd incisal canine + canine
- B DIAGNOSIS :- normal
- C PERSONAL HISTORY :- Hygenic
- D PROVISIONAL D/G :- (N)
- E MEDICAL HISTORY :- PCT + COPPING
- F FINAL D/G :- (N)
- G TREATMENT PLAN :- NO

CLINT SIGN

(N) Narendra

Revival Diagnostic
401, Aqua Corridor,
B/s. Star Bazar, Surat-395009
Mo. 91062-28601

Laboratory Test Result are Subject to technical limitation and should be clinically correlate for final diagnosis

4th Floor, Aqua Corridor, Hazira Road, Adajan Paal, Surat-395009.

0261 2747788

revivaldiagnostics.surat@gmail.com

www.revivaldiagnostics.com

This medical report is not intended for medico-legal purposes.



NAME: Narendra Kumar SEX: M
BIRTHDATE: 10/02/1989 AGE: 33

DEPARTMENT OF OPHTHALMOLOGY

EYE TEST:

1. VISION:

RIGHT EYE - 6/6 } with
LEFT EYE - 6/6 } specs.

2. COLOR VISION:

RIGHT EYE - (P)
LEFT EYE - (P)

3. FUNDUS:

RIGHT EYE - (P)
LEFT EYE - (P)

REMARKS:

(P) *Narendra*

Revival Diagnostic
401, Aqua Corridor,
B/s. Star Bazar, Surat-395009
Ophthalmologist/Optician
No. 94062-28601

Laboratory Test Result are Subject to technical limitation and should be clinically correlate for final diagnosis



Name	NARENDRA KUMAR RAMCHANDANI	Age/Gender	33Yrs/Male
Reg No.	1589/22	Receipt No	1282
Referred By	BOB - MEDI WHEEL(PKG10000240)	Mode of Payment	CREDIT
Collection Type	CENTER	Collection DateTime	10-Sep-2022 10:03 AM

BLOOD GROUP - 10092260 Released at 10-Sep-2022 02:15 PM

Parameter	Result	Biological Ref.Range	Method
-Blood Group	"B"		
-Rh Factor	POSITIVE		

CBC - 10092258 Released at 10-Sep-2022 03:31 PM

Parameter	Result	Biological Ref.Range	Method
-Haemoglobin	11.6 gm/dl	L (13.5 - 18 gm/dl)	Auto
-RBC Count	5.63 mill/cmm	(4.6 - 6.2 mill/cmm)	Auto
-Total WBC Count	7300 /cmm	(4000 - 10000 /cmm)	Auto
-Platelet Count	3.77 lacs/cmm	(1.5 - 4.5 lacs/cmm)	Auto

Blood Indices

-HCT	38.2 %	L (40 - 55 %)	Auto
-MCV	67.8 fl	L (80 - 92 fl)	Auto
-MCH	20.5 pg	L (27 - 31 pg)	Auto
-MCHC	30.3 g/dl	L (32 - 36 g/dl)	Auto
-RDW	14.9 %	(11 - 15 %)	Auto

Diff WBC Count

-Polymorphs	53 %	(40 - 80 %)	Microscopically
-Lymphocytes	32 %	(20 - 40 %)	Microscopically
-Eosinophils	03 %	(1 - 6 %)	Microscopically
-Monocytes	02 %	(2 - 7 %)	Microscopically
-Basophils	00 %	(0 - 1 %)	Microscopically
-PLATELET ON SMEAR	Adequate		Microscopically
-MALARIAL PARASITES	Malarial Parasites Not Detected		Microscopically

[Test performed on Fully Automated Hematology Analyzer ERBA H-360]

Revival Diagnostic

401, Aqua Corridor,
B/s. Star Bazar, Surat 395009.
Mo. 91062-28601

Dr. Mihir Icecreamwala
M.B.B.S., DPB.(PATH AND BACT)

Laboratory Test Result are Subject to technical limitation and should be clinically correlate for final diagnosis

4th Floor, Aqua Corridor, Hazira Road, Adajan Paal, Surat-395009.

0261 2747788

revivaldiagnostics.surat@gmail.com

www.revivaldiagnostics.com

This medical report is not intended for medico-legal purposes.

REVIVAL DIAGNOSTICS



Name	NARENDRA KUMAR RAMCHANDANI	Age/Gender	33Yrs/Male
Reg No.	1589/22	Receipt No	1282
Referred By	BOB - MEDI WHEEL(PKG10000240)	Mode of Payment	CREDIT
Collection Type	CENTER	Collection DateTime	10-Sep-2022 10:03 AM

ESR - 10092258 Released at 10-Sep-2022 03:35 PM

Parameter	Result	Biological Ref.Range	Method
-E.S.R	10 mm/hr	(1 - 10 mm/hr)	



REVIVAL
DIAGNOSTICS

Revival Diagnostic
401, Aqua Corridor,
D/s. Star Bazar, Surat-395009.
Mo. 91062-28601

Dr. Mihir Icecreamwala
M.B.B.S., DPB.(PATH AND BACT)

Laboratory Test Result are Subject to technical limitation and should be clinically correlate for final diagnosis

📍 4th Floor, Aqua Corridor, Hazira Road, Adajan Paal, Surat-395009.

☎ 0261 2747788

✉ revivaldiagnostics.surat@gmail.com

🌐 www.revivaldiagnostics.com

This medical report is not intended for medico-legal purposes.



Name	NARENDRA KUMAR RAMCHANDANI	Age/Gender	33Yrs/Male
Reg No.	1589/22	Receipt No	1282
Referred By	BOB - MEDI WHEEL(PKG10000240)	Mode of Payment	CREDIT
Collection Type	CENTER	Collection DateTime	10-Sep-2022 10:03 AM

FBS (Fasting Blood Sugar) - 10092259 Released at 10-Sep-2022 03:35 PM

Parameter	Result	Biological Ref.Range	Method
-Fasting Blood Sugar (FBS)	101 mg/dL	(70 - 110 mg/dL)	GOD POD
-Fasting Urine Sugar	Absent		Dipstick Benedict
-Fasting Urine Acetone	Absent		Dipstick Rothera

[Test performed on Fully Automated Biochemistry Analyzer ERBA EM200]

PPBS - 10092259 Released at 10-Sep-2022 03:33 PM

Parameter	Result	Biological Ref.Range	Method
-PPBS	124 mg/dl	(90 - 140 mg/dl)	
-PP2BS URINE SUGAR	Absent		Immunochromatography assay (Nano Diagtech USA)
-PP2BS URINE ACETONE	Absent		Immunochromatography assay (Nano Diagtech USA)

[Test performed on Fully Automated Biochemistry Analyzer ERBA EM200]

REVIVAL
DIAGNOSTICS

Revival Diagnostic
401, Aqua Corridor,
B/S. Star Bazar, Surat-395009.
No. 91061-28601

Dr. Mihir Icecreamwala
M.B.B.S., DPB.(PATH AND BACT)

Laboratory Test Result are Subject to technical limitation and should be clinically correlate for final diagnosis



Name	NARENDRA KUMAR RAMCHANDANI	Age/Gender	33Yrs/Male
Reg No.	1589/22	Receipt No	1282
Referred By	BOB - MEDI WHEEL(PKG10000240)	Mode of Payment	CREDIT
Collection Type	CENTER	Collection DateTime	10-Sep-2022 10:03 AM

HBA1C - 10092258 Released at 10-Sep-2022 03:35 PM

Parameter	Result	Biological Ref.Range	Method
-HBA1C	5.4 %	HbA1C Degree of Glucose Control <5.6 % Non Diabetics 5.7 - 6.4 % Prediabetics > =6.5 % Diabetics (REF : Wallace, 11th Edition) REMARKS: 6 - 7 % Excellent Control 7 - 8 % Good Control 8 - 10 % Unsatisfactory Control >10 % Poor Control	Boronate Affinity
-Method[]	High Performance Liquid Chromatography (HPLC)		

Method : High Performance Liquid Chromatography

GHb test is useful for the long term control and monitoring of diabetes mellitus since it reflects the integration of blood glucose levels during past 4-8 weeks.

Revival Diagnostic
401, Aqua Corridor,
B/s. Star Bazar, Surat-395009.
Mo. 91062-28601

Dr. Mihir Icecreamwala
M.B.B.S., DPB.(PATH AND BACT)

Laboratory Test Result are Subject to technical limitation and should be clinically correlate for final diagnosis



Name	NARENDRA KUMAR RAMCHANDANI	Age/Gender	33Yrs/Male
Reg No.	1589/22	Receipt No	1282
Referred By	BOB - MEDI WHEEL(PKG1000240)	Mode of Payment	CREDIT
Collection Type	CENTER	Collection DateTime	10-Sep-2022 10:03 AM

Lipid Profile - 10092260 Released at 10-Sep-2022 03:35 PM

Parameter	Result	Biological Ref.Range	Method
-Serum Cholesterol	174 mg/dL	Desirable < 200 mg/dl Borderline High : 200-239 mg/dl High : > 240 mg/dl	CHOD-PAP
-Serum Triglyceride	126 mg/dL	Normal < 150 mg/dl Borderline High : 150 - 159 mg/dl High : 200 - 499 mg/dl Very High : 500 mg/dl	GPO-POD Method
-Serum HDLD(Direct)	48 mg/dL	Normal :> 55 mg/dl Borderline : 35-55 mg/dl Undesirable: < 35 mg/dl	PVS-PEGME Precipitation with CHOD-POD
-Serum VLDL	25 mg/dL	(5 - 30 mg/dL)	Calculated
-Serum LDLD(Direct)	101 mg/dL	Optimal:< 100 mg/dl Above Optimal : 100- 129 mg/dl Borderline High : 130-159 mg/dl High : > 160-189mg/dl Very High : >190 mg/dl	Calculated
-Chol/HDL	3.63	Low risk: <3.8 Medium Risk: 3.8 to 5.9 High Risk: > 6	Calculated
-LDL/Chol	1.73	Low risk: <3.55 Medium Risk: 3.55 to 4.0 High Risk: > 6	Calculated

[Test performed on Fully Automated Biochemistry Analyzer ERBA EM200]

Revival Diagnostic
401, Aqua Corridor,
B/s. Star Bazar, Surat-395009,
Mo. 91062-28601

Dr. Mihir Icecreamwala
M.B.B.S., DPB.(PATH AND BACT)

Laboratory Test Result are Subject to technical limitation and should be clinically correlate for final diagnosis



Name	NARENDRA KUMAR RAMCHANDANI	Age/Gender	33Yrs/Male
Reg No.	1589/22	Receipt No	1282
Referred By	BOB - MEDI WHEEL(PKG10000240)	Mode of Payment	CREDIT
Collection Type	CENTER	Collection DateTime	10-Sep-2022 10:03 AM

Total T3 T4 TSH - 10092260 Released at 10-Sep-2022 02:06 PM

Parameter	Result	Biological Ref.Range	Method
-Total T3	1.19 ng/ml	(0.87 - 1.78 ng/ml)	Fluorescence Enzyme Immunoassay
-Total T4	9.14 ug/dl	(4.6 - 11 ug/dl)	Fluorescence Enzyme Immunoassay
-TSH	1.37 uIU/ml	0.50 - 5.50 uIU/ml 5.5 to 15 ul U/ml - Suggested Clinical co-relation or Repeat test with new sample as physiological factors can give falsley high TSH Above 15ulU/ml Hypopyhyroid PREGNANT WOMEN normal ranges for TSH: 1st Trimester : 0.0878 - 2.8293 uIU/ml 2nd Trimester : 0.1998 - 2.7915 uIU/ml 3rd Trimester : 0.307 - 2.9028 uIU/ml Ref: TIETZ Fundamentals of Clinical Chemistry	Fluorescence Enzyme Immunoassay

[Test performed on Fully Automated Immunology Analyzer Maglumi-600]

Revival Diagnostic
401, Aqua Corridor,
b/s. Star Bazar, Surat-395009.
Mo. 91062-28601

Dr. Mihir Icecreamwala
M.B.B.S., DPB.(PATH AND BACT)

Laboratory Test Result are Subject to technical limitation and should be clinically correlate for final diagnosis



Name	NARENDRA KUMAR RAMCHANDANI	Age/Gender	33Yrs/Male
Reg No.	1589/22	Receipt No	1282
Referred By	BOB - MEDI WHEEL(PKG10000240)	Mode of Payment	CREDIT
Collection Type	CENTER	Collection DateTime	10-Sep-2022 10:03 AM

TOTAL PROTEIN - 10092260 Released at 10-Sep-2022 03:33 PM

Parameter	Result	Biological Ref.Range	Method
-Protein	6.7 g/dL	(6.4 - 8.3 g/dL)	Biuret
-Albumin (ALB)	4.0 gm/dL	(3.5 - 5.2 gm/dL)	BCG
-Globulin	2.7 gm/dL	(2.3 - 3.6 gm/dL)	Calculated
-A/G Ratio	1.48 gm/dL	(1 - 2.3 gm/dL)	Calculated

Bilirubin - 10092260 Released at 10-Sep-2022 03:35 PM

Parameter	Result	Biological Ref.Range	Method
-Serum Total Bilirubin	0.7 mg/dL	(0 - 1.3 mg/dL)	DIAZO
-Serum Direct Bilirubin	0.3 mg/dL	(0 - 0.4 mg/dL)	DIAZO
-Serum InDirect Bilirubin	0.4 mg/dL	(0.1 - 1.3 mg/dL)	Calculated

SGPT - 10092260 Released at 10-Sep-2022 03:35 PM

Parameter	Result	Biological Ref.Range	Method
-SGPT(ALT)	29 IU/L	(5 - 45 IU/L)	IFCC,Kinetic Without Pyridoxal Phosphate

SGOT - 10092260 Released at 10-Sep-2022 03:35 PM

Parameter	Result	Biological Ref.Range	Method
-SGOT (AST)	17 IU/L	(0 - 35 IU/L)	IFCC, Without Pyridoxal Phosphate

Alkaline Phosphatase - 10092260 Released at 10-Sep-2022 03:35 PM

Parameter	Result	Biological Ref.Range	Method
-Alkaline Phosph.	87 IU/L	(42 - 128 IU/L)	ALP-AMP

Gamma-glutamyl Transferase (GGT) - 10092260 Released at 10-Sep-2022 03:35 PM

Parameter	Result	Biological Ref.Range	Method
-GGT	22 U/L	(5 - 50 U/L)	Glupa-C

Creatinine - 10092260 Released at 10-Sep-2022 03:35 PM

Parameter	Result	Biological Ref.Range	Method
-Creatinine	0.7 mg/dL	(0.6 - 1.4 mg/dL)	ENZYMATIC

Revival Diagnostic
01, Aqua Corridor,
near Bazar, Surat-395009.
No. 91062-28601

Dr. Mihir Icecreamwala
M.B.B.S., DPB.(PATH AND BACT)

Laboratory Test Result are Subject to technical limitation and should be clinically correlate for final diagnosis

REVIVAL DIAGNOSTICS



Name	NARENDRA KUMAR RAMCHANDANI	Age/Gender	33Yrs/Male
Reg No.	1589/22	Receipt No	1282
Referred By	BOB - MEDI WHEEL(PKG10000240)	Mode of Payment	CREDIT
Collection Type	CENTER	Collection DateTime	10-Sep-2022 10:03 AM

BUN - 10092260 Released at 10-Sep-2022 03:35 PM

Parameter	Result	Biological Ref.Range	Method
-Blood Urea Nitrogen (BUN)	13 mg/dL	(6 - 20 mg/dL)	Calculated

Uric Acid - 10092257 Released at 10-Sep-2022 03:35 PM

Parameter	Result	Biological Ref.Range	Method
-Uric Acid	7.5 mg/dL	H (3.5 - 7.2 mg/dL)	Uricase-POD



Revival Diagnostic
401, Aqua Corridor,
B/s. Star Bazar, Surat-395009.
Mo. 91062-28601

Dr. Mihir Icecreamwala
M.B.B.S., DPB.(PATH AND BACT)

Laboratory Test Result are Subject to technical limitation and should be clinically correlate for final diagnosis

📍 4th Floor, Aqua Corridor, Hazira Road, Adajan Paal, Surat-395009.

☎ 0261 2747788

✉ revivaldiagnostics.surat@gmail.com

🌐 www.revivaldiagnostics.com

This medical report is not intended for medico-legal purposes.



Name	NARENDRA KUMAR RAMCHANDANI	Age/Gender	33Yrs/Male
Reg No.	1589/22	Receipt No	1282
Referred By	BOB - MEDI WHEEL(PKG10000240)	Mode of Payment	CREDIT
Collection Type	CENTER	Collection DateTime	10-Sep-2022 10:03 AM

Urine Routine & Micro Examination - 10092260 Released at 10-Sep-2022 03:05 PM

Parameter	Result	Biological Ref.Range	Method
<u>Physical Examination</u>			
-Quantity	30		Manual
-Colour	Pale Yellow	Pale Yellow	Manual
-Appearance	Clear	Clear	Manual
-Reaction (pH)	Acidic		Dipstick
-Specific Gravity	1.030		Dipstick
<u>Chemical Examination</u>			
-Proteins.	Absent		Dipstick
-Sugar	Absent		Dipstick
-Acetone.	Absent		Dipstick
-Bile Salts	Absent	Absent	Dipstick
-Bile Pigments	Absent	Absent	Dipstick
-Occult Blood Test (OBT).	Negative		Dipstick
<u>Microscopic Examination</u>			
-Pus Cells	1-2		Microscopically
-Red Blood Cells	Absent		Microscopically
-Epithelial Cells	1-2		Microscopically
-Bacteria.	Absent		Microscopically
-Crystals	Absent	Absent	Microscopically
-Others	NIL	Absent	Microscopic Examination

Revival Diagnostic
401, Aqua Corridor,
B/S. Star Bazar, Surat-395009.
Mo. 91062-28601

Dr. Mihir Icecreamwala
M.B.B.S., DPB.(PATH AND BACT)

Laboratory Test Result are Subject to technical limitation and should be clinically correlate for final diagnosis

📍 4th Floor, Aqua Corridor, Hazira Road, Adajan Paal, Surat-395009.

☎ 0261 2747788

✉ revivaldiagnostics.surat@gmail.com

🌐 www.revivaldiagnostics.com

This medical report is not intended for medico-legal purposes.



Name	NARENDRA KUMAR RAMCHANDANI	Age/Gender	33Yrs/Male
Reg No.	1589/22	Receipt No	1282
Referred By	BOB - MEDI WHEEL(PKG1000240)	Mode of Payment	CREDIT
Collection Type	CENTER	Collection DateTime	10-Sep-2022 10:03 AM

Stool Examination - 10092260 Released at 10-Sep-2022 03:34 PM

Parameter	Result	Biological Ref.Range	Method
-Consistency.	Semi-Solid		Manual
Physical Examination			
-Colour..	Brown		Manual
-Mucus..	Absent		Manual
-Pus..	Absent		Manual
-Blood..	Absent		Manual
Chemical Examination			
-Occult Blood..	Absent		
-Reducing Substance..	Absent		
Microscopic Examination			
-Ova..	Absent		
-Cysts..	Absent		
-Trophozoites..	Absent		
-Larva..	Absent		
-Red Blood Cells..	Absent		
-Macrophage cells..	Absent		
-Vegetable Cells..	Absent		
-Crystals..	Absent		
-Fat..	Absent		
-Darting Motility..	Not Seen		

Revival Diagnostic
 101, Aqua Corridor,
 B.K. Star Bazar, Surat-395009.
 No. 01082-28601

Dr. Mihir Icecreamwala
M.B.B.S., DPB.(PATH AND BACT)

Laboratory Test Result are Subject to technical limitation and should be clinically correlate for final diagnosis



NAME	NARENDRAKUMAR RAMCHANDANI	DATE	10-Sep-2022
REFERRED BY	MEDI WHEEL	AGE / SEX	33 YRS / M

Thanks for the reference

USG ABDOMEN

LIVER: is normal in size and shows increased echotexture.

No evidence of intrahepatic biliary radicles dilatation / focal space occupying lesion.

The portal vein and common bile duct show normal caliber.

GALL BLADDER: is distended and shows smooth walls. Wall thickness is normal.

No evidence of sludge / calculus. No evidence of pericholecystic collection.

SPLEEN: Is normal in size and shows normal echo pattern.

PANCREAS: shows normal echo anatomy and its relationship with splenic vein is normal.

KIDNEYS: Both the kidneys are normal in size, shape and location and show normal cortico-medullary differentiation.

Right kidney measures- 10.9 x 4.6 cms and shows 4 mm calculus in the middle calyx.

Left kidney measures- 11.0 x 5.2 cms and appears mal-rotated. No evidence of hydronephrosis or calculus.

URINARY BLADDER: is distended with smooth walls.

No evidence of diverticulum or calculus.

PROSTATE: is normal in size and shows homogeneous echotexture.

No evidence of ascites / pleural effusion.

Fluid and gas filled bowel loops with normal wall thickness and peristalsis noted.

IMPRESSION:

- Fatty Liver - Grade I
- tiny right renal calculus

Dr. Chirag K. Patel
MBBS-DMPD
Reg. No. G-23509
Revival Diagnostic
DR. CHIRAG K. PATEL
RADIOLOGIST
4th Floor, Aqua Corridor,
Nr. Star Bazar, Hazira Road,
Adajan, Surat-395009.
Mo. 97266 726683

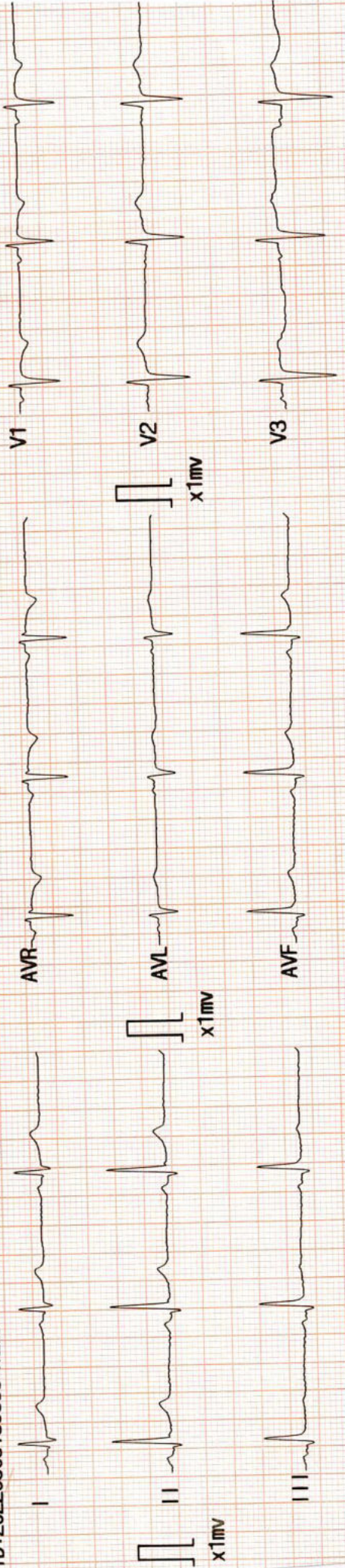
Laboratory Test Result are Subject to technical limitation and should be clinically correlate for final diagnosis

4th Floor, Aqua Corridor, Hazira Road, Adajan Paal, Surat-395009.

☎ 0261 2747788 ✉ revivaldiagnostics.surat@gmail.com 🌐 www.revivaldiagnostics.com

This medical report is not intended for medico-legal purposes.

ID: 20220909130655 Name: ----- 25mm/s 0.5-35Hz AC: 50Hz 10mm/mv



Organization: ----- Doctor: dr. adi

ID	: 20220909130655
Name	: ----- NARENDRA KOTI Sinus Rhythm
Sex	: Male RAMCHITANANDAN 171: Normal ECG
Age	: 33
HR	: 63 bpm
R-R	: 932 ms
P-R	: 132 ms
QRS	: 91 ms
QT/QTc	: 377/387 ms
P/QRS/T	: 45/ 77/ 45 °
RV5/SV1	: 0.940/-0.603 mV
RV5+SV1	: 0.337 mV
QTcf	: 0.404

Reference Report Comfir

09-09-2022 13:07:14

[Signature]

Revival Diagnostic
 401, Adul Street,
 B/s. Star Bazar, ... 395009
 Mo. 91062-28601

A.R.W. CE

DR. ADITI PATEL
 M.B.S. (DIPLOMA IN) CLINICAL CARDIOLOGIST
 REG.NO.G-42901



REVIVAL DIAGNOSTICS

Name	NARENDRA KUMAR RAMCHANDANI	Age/Gender	33Yrs/Male
Reg No.	1589/22	Receipt No	1282
Referred By	BOB - MEDI WHEEL(PKG10000240)	Mode of Payment	CREDIT
Collection Type	CENTER	Collection DateTime	10-Sep-2022 10:03 AM

ECG

- REPORT :

1. The rhythm is sinus.
2. Heart rate is 63 beats per minute.
3. Normal P,QRS,T wave axis.
4. Normal PR,QRS,Q.T. Duration.
5. No pathological q wave or ST-T changes seen.
6. No evidence of chamber hypertrophy or enlargement seen.

IMPRESSION : ECG WITHIN NORMAL LIMITS

REVIVAL
DIAGNOSTICS

Signature

Revival Diagnostic

401, Aqua Corridor,
B/s. Star Bazar, Surat-395009
Mo. 91062-28601

DR. ADITI PATEL
M.B.B.S., D. CARD (MUM)
CLINICAL CARDIOLOGIST
REG.NO.G-42901



0261 2747788, 9825947712



4TH Floor, Aqua Corridor, Hazira Road, Adajan Pal, Surat-395009.



revivaldiagnostics.surat@gmail.com



www.revivaldiagnostics.com

This Medical Report Is Not Intended For Medico-legal Purposes.
Laboratory Test Results Are Subject To Technical Limitation And Should
Be Clinically Correlate For Final Diagnosis



Protocol : BRUCE Objective : FOR TESTING PURPOSE ONLY

Stage	StageTime (Min:Sec)	PhaseTime (Min:Sec)	Speed (kmph)	Grade (%)	METs	H.R. (bpm)	B.P. (mmHg)	R.P.P. x100	PVC	Comments
Supine					1.0	75	110/72	82	-	
Standing					1.0	73	110/72	80	-	
HV					1.0	72	110/72	79	-	
ExStart					1.0	73	110/72	80	-	
Stage 1	3:00	3:01	2.7	10.0	4.6	110	110/72	121	-	
Stage 2	3:00	6:01	4.0	12.0	7.0	134	130/80	174	-	
Stage 3	3:00	9:01	5.5	14.0	10.2	161	150/90	241	-	
PeakEx	0:07	9:08	6.8	16.0	10.4	164	150/90	246	-	
Recovery	1:00		0.0	0.0	4.3	140	160/90	224	-	
Recovery	2:00		0.0	0.0	1.0	108	155/90	167	-	
Recovery	3:00		0.0	0.0	1.0	103	150/80	154	-	
Recovery	3:06		0.0	0.0	1.0	101	130/80	131	-	

Medication : Nil
 History : Nil
 Test End Reason : Test Complete
 Findings : *[Signature]*

The patient exercised according to BRUCE for 9:8, achieving a work level of Max METs:10.4. Resting heart rate initially 75 bpm, rose to a maximum blood pressure of 164/90 mmhg. The exercise stress test was stopped due to Test Complete

Parameters :
 Exercise Time : 9:08 minutes
 Max HR attained : 164 bpm 88% of Max Predictable HR 187
 Max BP : 150/90(mmHg)
 WorkLoad attained : 10.4 (Good Effort Tolerance)
 NOsignificant ST segment changes noted during exercise or recovery.
 NOAngina/Arrhythmia/S3/murmur
 Final Impression : Test is negative for inducible ischaemia.

Advice/Comments:

Revival Diagnostic
 401, Aqua Corridor,
 B/s. Star Bazar, Surat-395009
 Mo. 91062-28601

DR. ADITI PATEL
 M.B.S., D. CARD (MUM)
 CLINICAL CARDIOLOGIST
 REG.NO.G-42901



12 Lead + Comparison

REVIVAL DIAGNOSTICS
4TH FLOOR, AQUA CORRIDOE, NEAR STAR BAZAR, ADAJAN- 395009, SURAT
 2966/NARENDRA KUMAR RAMCHANDANI
 33 Yrs/Male
 74 Kg/165 Cms
 Date: 10-Sep-2022 11:10:08 AM

HR: 76 bpm
 METS: 1.0
 BP: 110/72

MPHR: 40% of 187
 Speed: 0.0 kmph
 Grade: 0.0%

Raw ECG
 BRUCE
 (1.0-100)Hz

SUPINE
 10.0 mm/mV
 25 mm/Sec.

Ex Time 00:33
 BLC : On
 Notch : On



REVIVAL DIAGNOSTICS

4TH FLOOR, AQUA CORRIDOE, NEAR STAR BAZAR, ADAJAN- 395009, SURAT

2966/NARENDRA KUMAR RAMCHANDANI
33 Yrs/Male
74 Kg/165 Cms

Date: 10-Sep-2022 11:10:08 AM

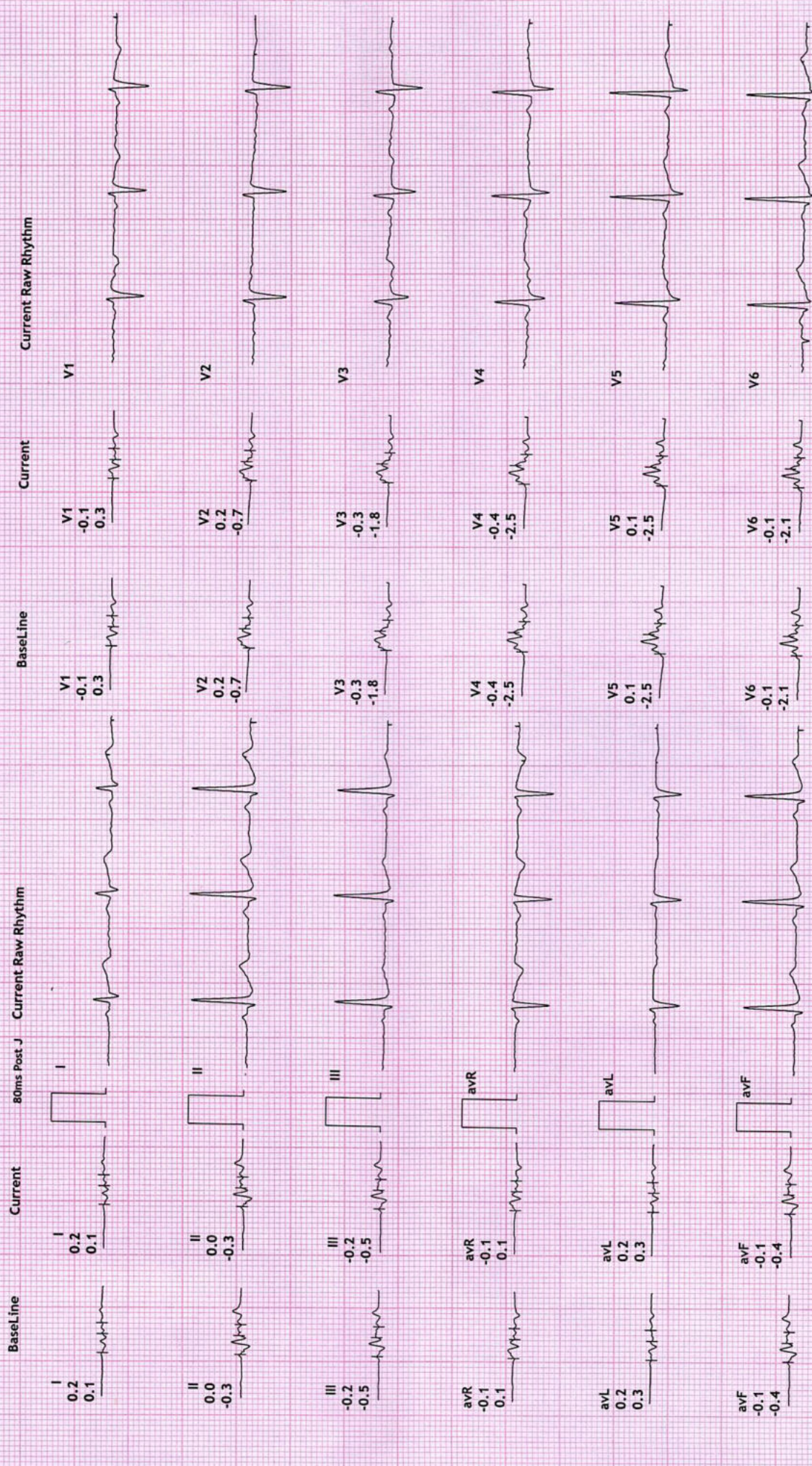
HR: 78 bpm
METS: 1.0
BP: 110/72

MPHR: 41% of 187
Speed: 0.0 kmph
Grade: 0.0%

Raw ECG
BRUCE
(1.0-100)Hz

Ex Time 00:48
BLC :On
Notch :On

STANDING
10.0 mm/mV
25 mm/Sec.



REVIVAL DIAGNOSTICS

4TH FLOOR, AQUA CORRIDOE, NEAR STAR BAZAR, ADAJAN- 395009, SURAT

2966/NARENDRA KUMAR RAMCHANDANI

33 Yrs/Male

74 Kg/165 Cms

Date: 10-Sep-2022 11:10:08 AM

HR: 69 bpm

METS: 1.0

BP: 110/72

MPHR: 36% of 187

Speed: 0.0 kmph

Grade: 0.0%

12 Lead + Comparison

Raw ECG

BRUCE

(1.0-100)HZ

Ex Time 01:00

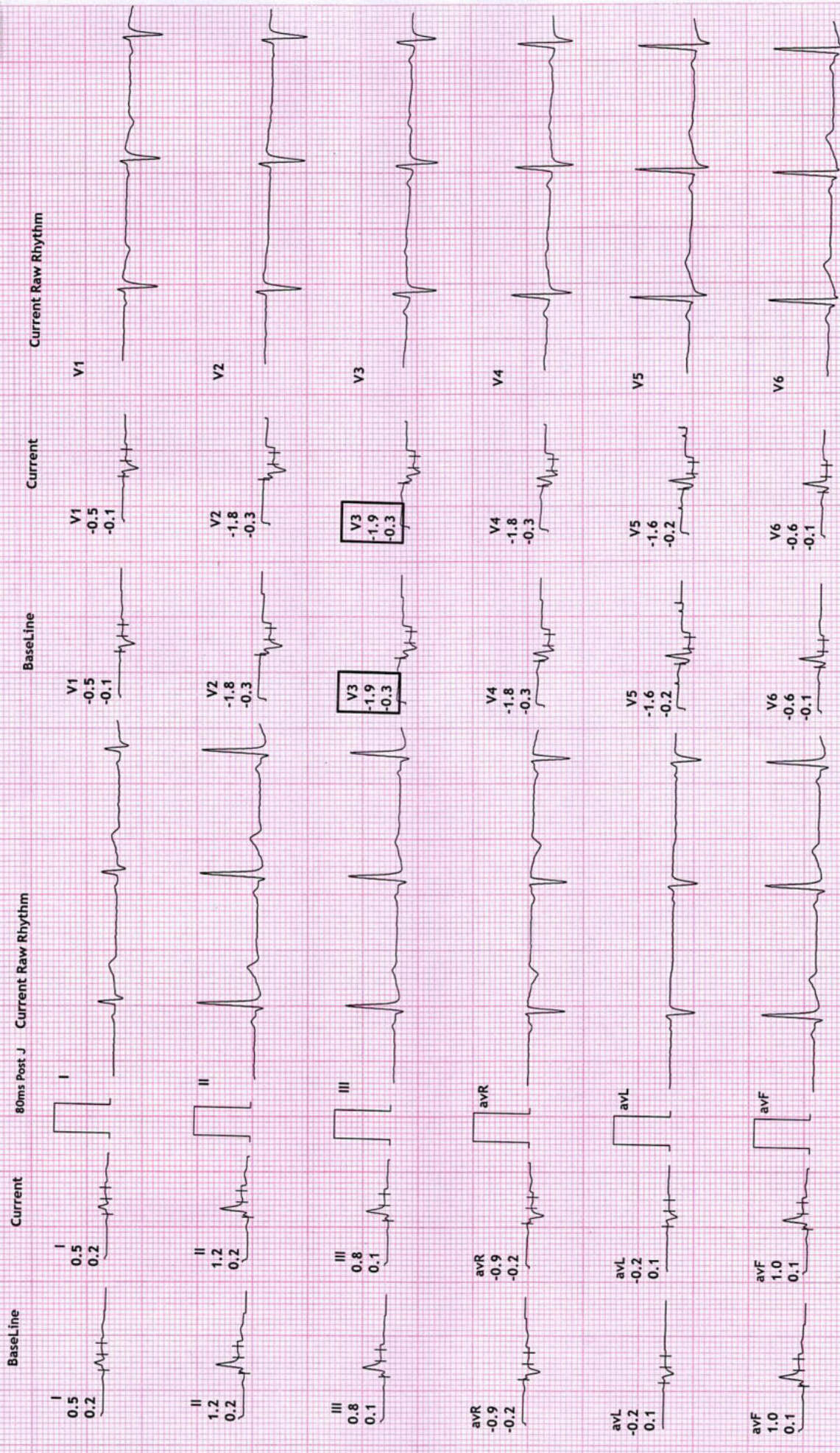
BLC :On

Notch :On

HV

10.0 mm/mV

25 mm/Sec.



REVIVAL DIAGNOSTICS

4TH FLOOR, AQUA CORRIDOE, NEAR STAR BAZAR, ADAJAN- 395009, SURAT

2966/NARENDRA KUMAR RAMCHANDANI

33 Yrs/Male

74 Kg/165 Cms

Date: 10-Sep-2022 11:10:08 AM

HR: 73 bpm

METS: 1.0

BP: 110/72

MPHR: 39% of 187

Speed: 0.0 kmph

Grade: 0.0%

12 Lead + Comparison

Raw ECG

BRUCE

(1.0-100)Hz

Ex Time 00:00

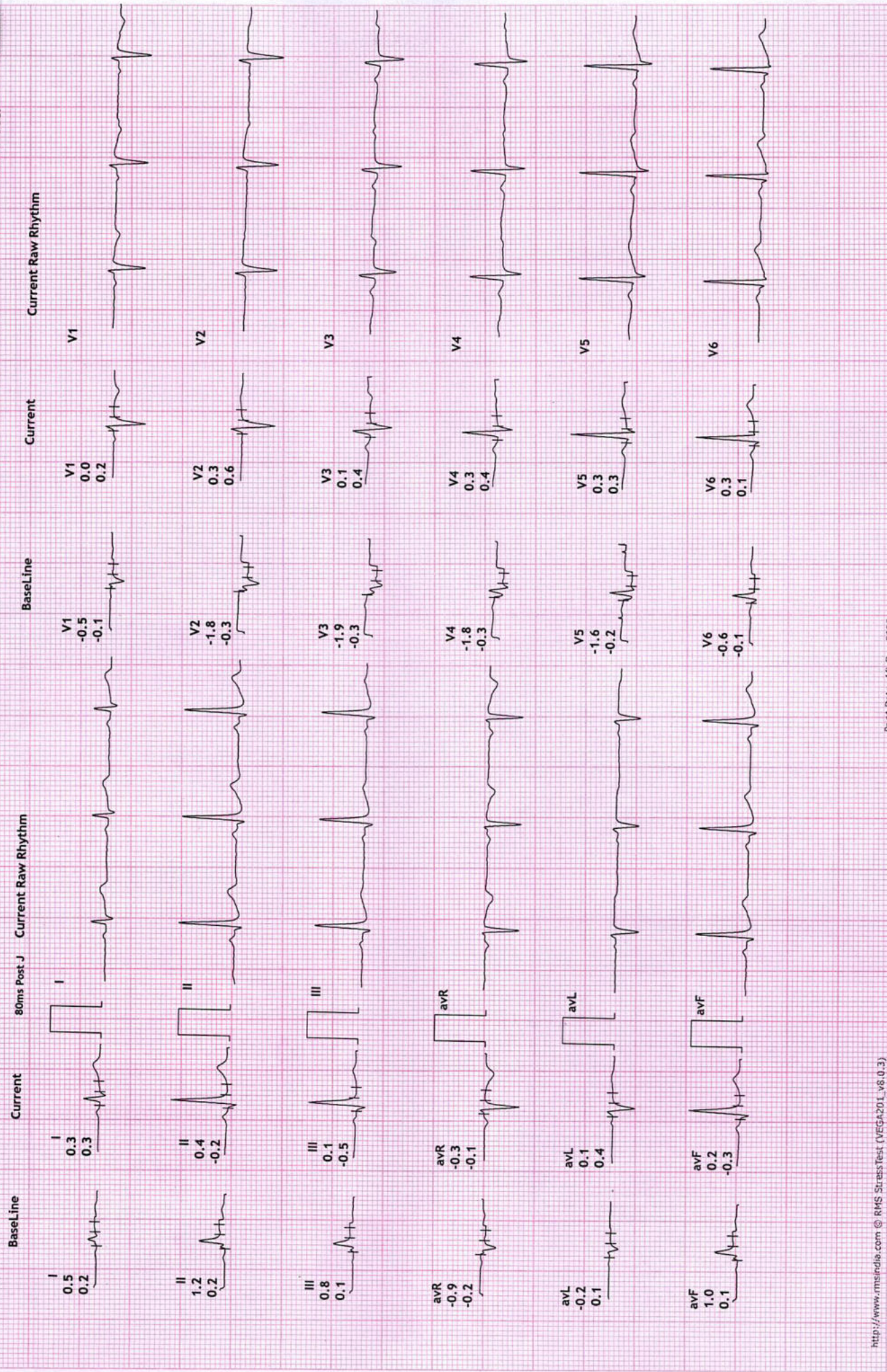
B/C : On

Notch : On

ExStrt

10.0 mm/mV

25 mm/Sec.



REVIVAL DIAGNOSTICS

4TH FLOOR, AQUA CORRIDOE, NEAR STAR BAZAR, ADAJAN- 395009, SURAT

2966/NARENDRA KUMAR RAMCHANDANI
33 Yrs/Male
74 Kg/165 Cms

HR: 110 bpm
METS: 4.6
BP: 110/72

MPHR: 58% of 187
Speed: 2.7 kmph
Grade: 10.0%

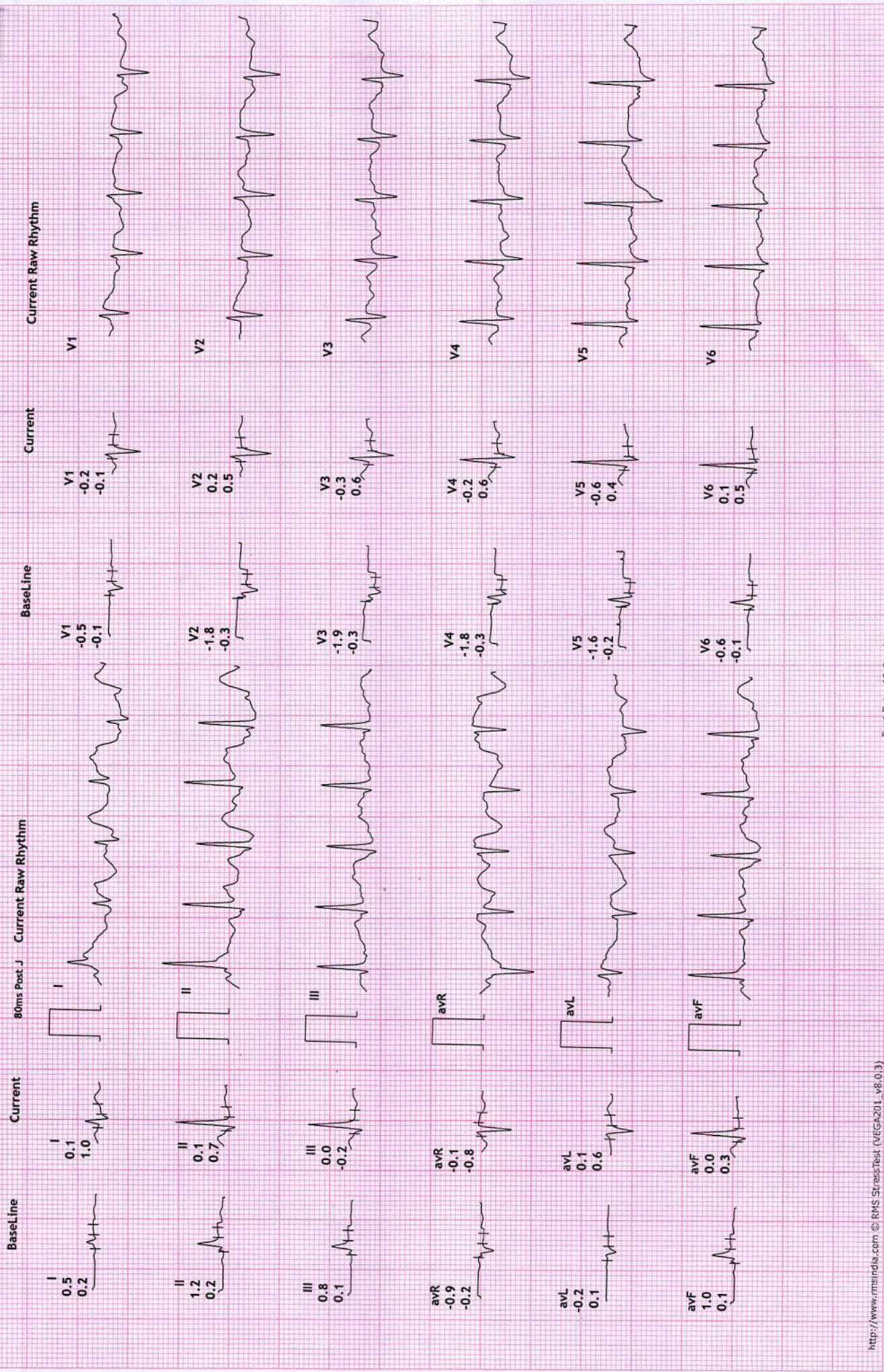
12 Lead + Comparison

Raw ECG
BRUCE
(1.0-100)Hz

Ex Time 03:00
BLC :On
Notch :On

Stage 1 (03:00
10.0 mm/mV
25 mm/Sec.





REVIVAL DIAGNOSTICS

4TH FLOOR, AQUA CORRIDOE, NEAR STAR BAZAR, ADAJAN- 395009, SURAT

2966/NARENDRA KUMAR RAMCHANDANI

33 Yrs/Male

74 Kg/165 Cms

Date: 10-Sep-2022 11:10:08 AM

HR: 161 bpm

METS: 10.2

BP: 150/90

MPHR: 86% of 187

Speed: 5.5 kmph

Grade: 14.0%

12 Lead + Comparison

Raw ECG

BRUCE

(1.0-100)Hz

Ex Time 09:00

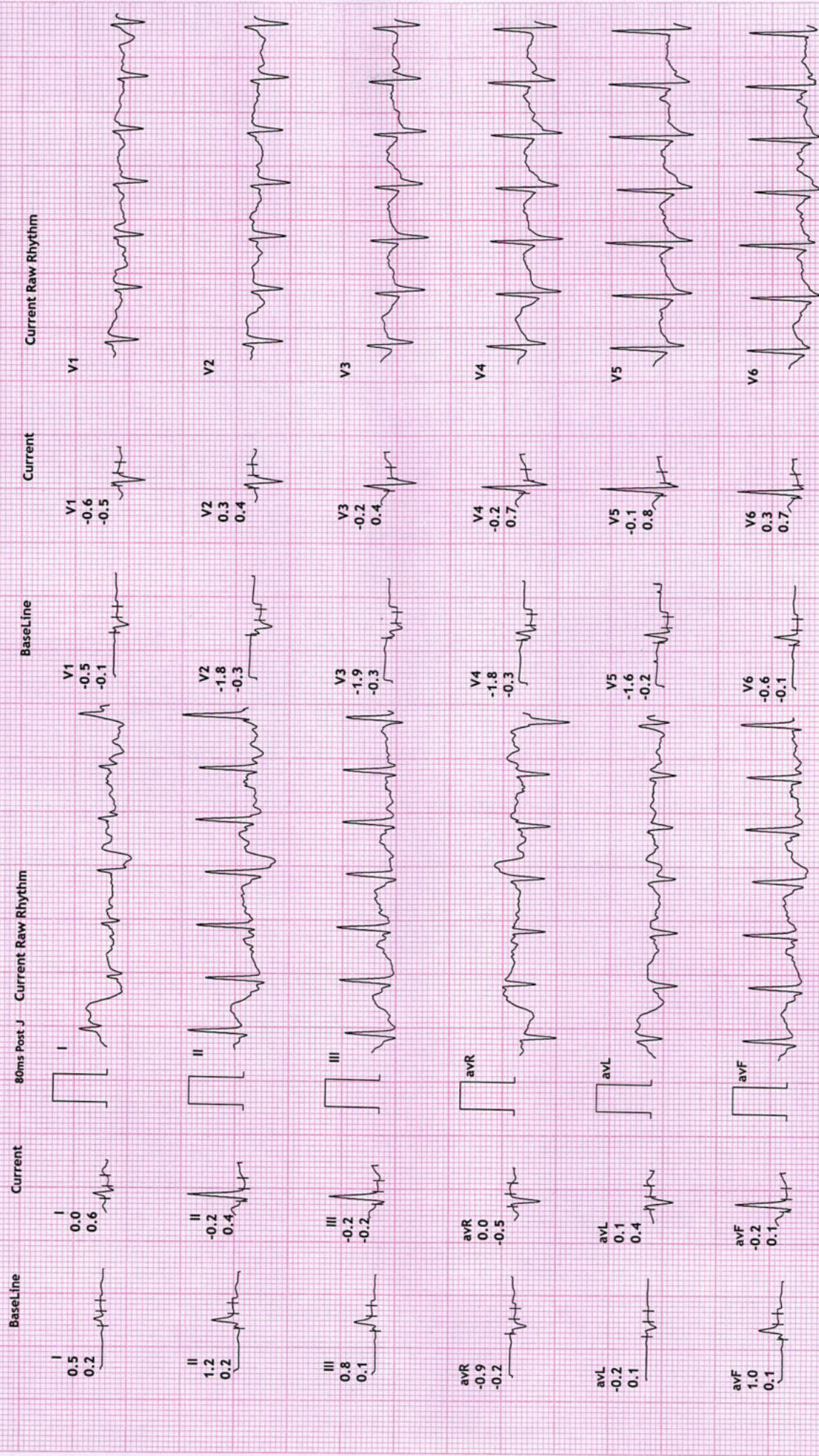
BLC :On

Notch :On

Stage 3 (03:00

10.0 mm/mV

25 mm/Sec.



REVIVAL DIAGNOSTICS

4TH FLOOR, AQUA CORRIDOE, NEAR STAR BAZAR, ADAJAN- 395009, SURAT

2966/NARENDRA KUMAR RAMCHANDANI

33 Yrs/Male

74 Kg/165 Cms

Date: 10-Sep-2022 11:10:08 AM

HR: 165 bpm

METS: 10.4

BP: 150/90

MPHR: 88% of 187

Speed: 6.8 kmph

Grade: 16.0%

12 Lead + Comparison

Raw ECG

BRUCE

(1.0-100)Hz

Ex Time 09:07

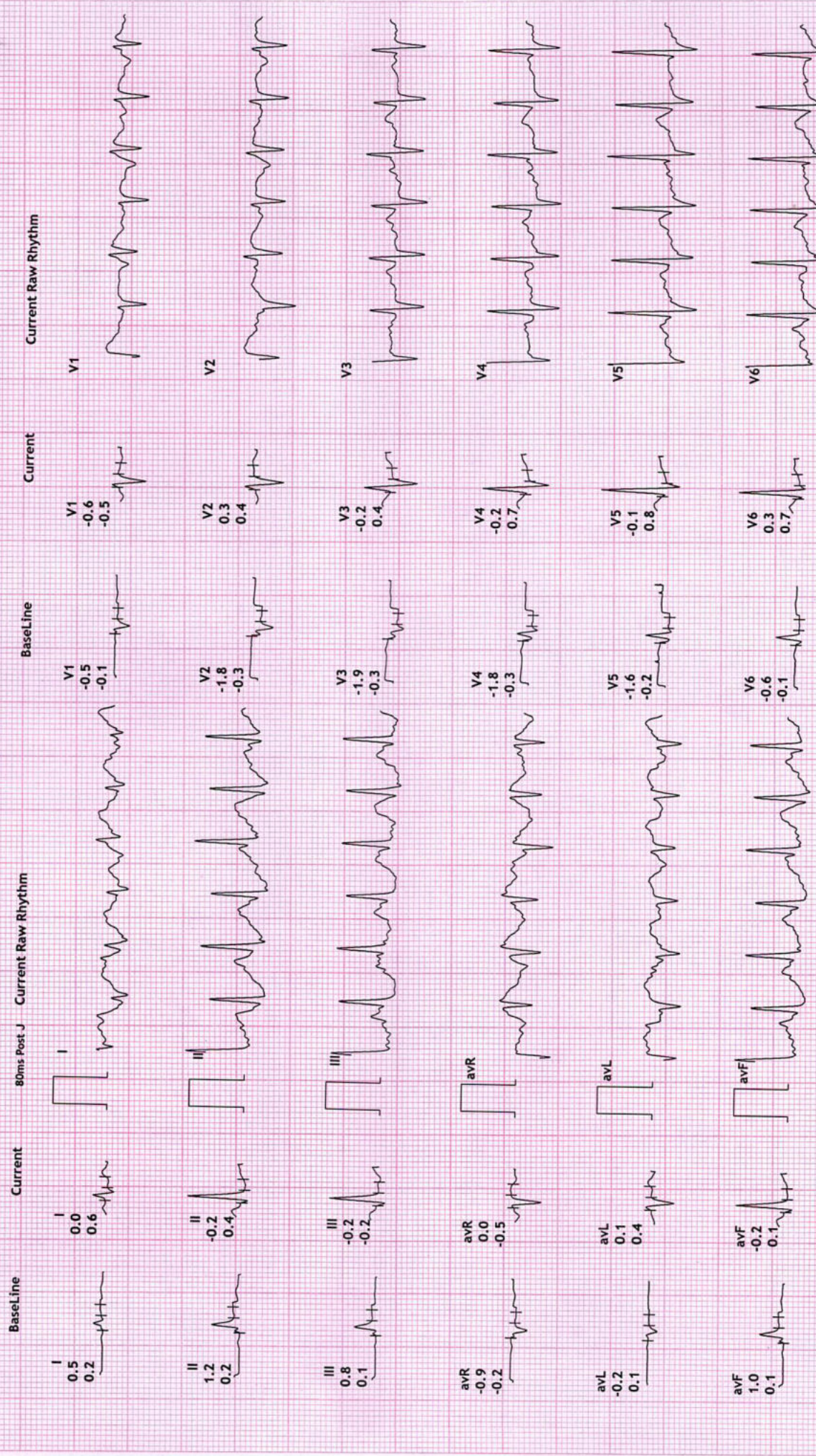
BLC : On

Notch : On

PeakEx

10.0 mm/mV

25 mm/Sec.



REVIVAL DIAGNOSTICS

4TH FLOOR, AQUA CORRIDOE, NEAR STAR BAZAR, ADAJAN- 395009, SURAT

2966/NARENDRA KUMAR RAMCHANDANI

33 Yrs/Male

74 Kg/165 Cms

Date: 10-Sep-2022 11:10:08 AM

HR: 140 bpm

METS: 4.2

BP: 160/90

MPHR: 74% of 187

Speed: 0.0 kmph

Grade: 0.0%

12 Lead + Comparison

Raw ECG

BRUCE

(1:0-100)Hz

Ex Time 09:07

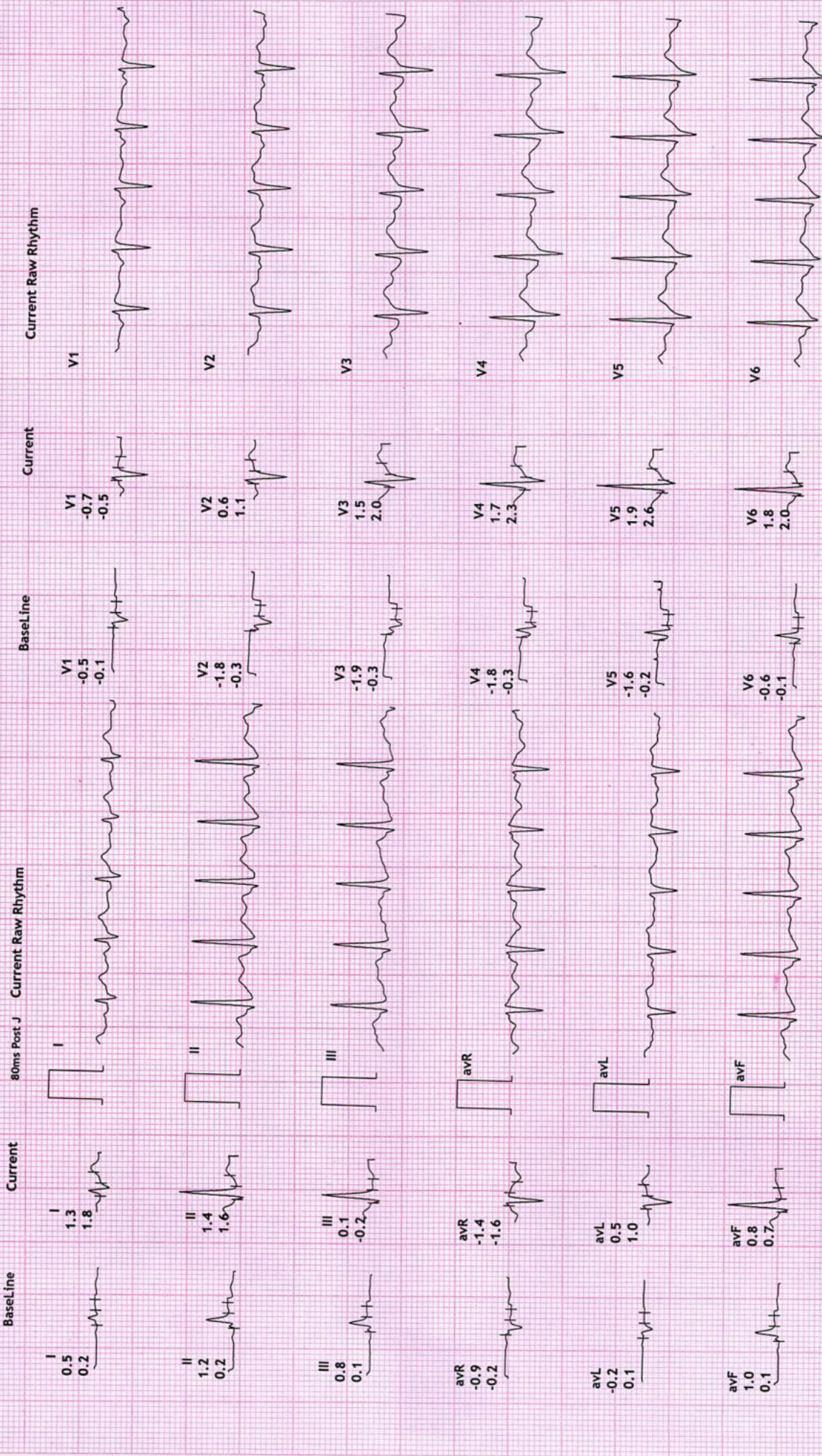
BLC : On

Notch : On

Recovery : (01

10.0 mm/mV

25 mm/Sec.



REVIVAL DIAGNOSTICS

4TH FLOOR, AQUA CORRIDOE, NEAR STAR BAZAR, ADAJAN- 395009, SURAT

2966/NARENDRA KUMAR RAMCHANDANI
33 Yrs/Male
74 Kg/165 Cms

Date: 10-Sep-2022 11:10:08 AM

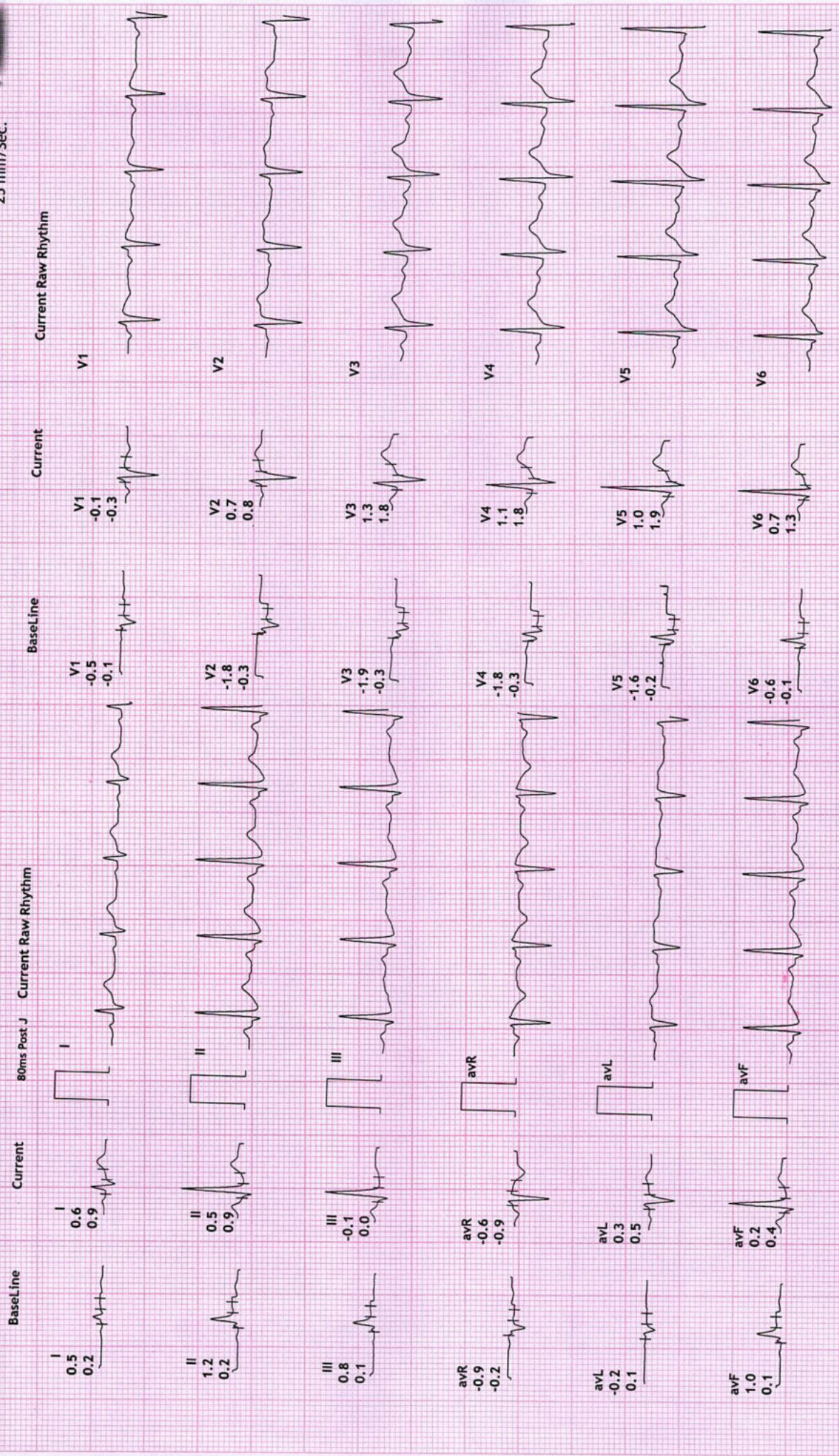
HR: 108 bpm
METS: 1.0
BP: 155/90

MPHR: 57% of 187
Speed: 0.0 kmph
Grade: 0.0%

Raw ECG
BRUCE
(1.0-100)Hz

Ex Time 09:07
BLC : On
Notch : On

Recovery : (02)
10.0 mm/mv
25 mm/Sec.



REVIVAL DIAGNOSTICS

4TH FLOOR, AQUA CORRIDOE, NEAR STAR BAZAR, ADAJAN- 395009, SURAT

2966/NARENDRA KUMAR RAMCHANDANI
33 Yrs/Male
74 Kg/165 Cms

Date: 10-Sep-2022 11:10:08 AM

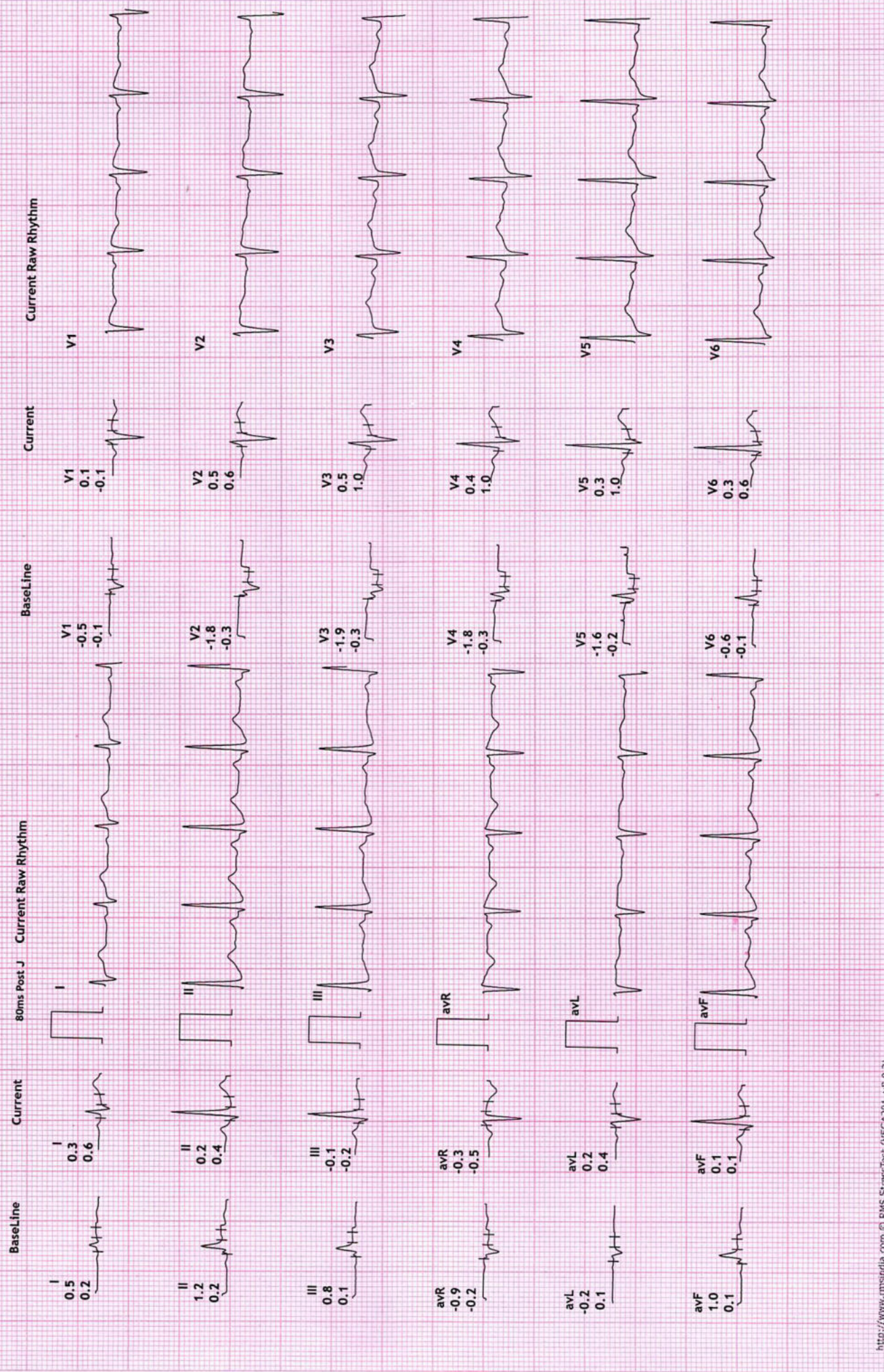
12 Lead + Comparison

HR: 103 bpm
MPHR: 55% of 187
Speed: 0.0 kmph
Grade: 0.0%

Raw ECG
BRUCE
(1.0-100)Hz

Ex Time 09:07
BLC : On
Notch : On

Recovery : (03.00)
10.0 mm/mV
25 mm/Sec.



R

NAME: NARENDRA KUMAR
AGE: 33 YRS / MALE
REF BY: MEDI WHEEL



REVIVAL

DIAGNOSTICS



Name	NARENDRA KUMAR RAMCHANDANI	Age/Gender	33Yrs/Male
Reg No.	1589/22	Receipt No	1282
Referred By	BOB - MEDI WHEEL(PKG10000240)	Mode of Payment	CREDIT
Collection Type	CENTER	Collection DateTime	10-Sep-2022 10:03 AM

CHEST RADIOGRAPH (PA VIEW)

- Hilar shadows are within normal limits.
- Pulmonary vasculature appears normal.
- Cardiac appears normal in size.
- Both dome of the diaphragm are smooth.
- Both costophrenic recesses are clear.
- Both lung fields appear normal.
- Visualized bones and soft tissue shadows appear normal.

IMPRESSION: NORMAL STUDY.

DR. CHIRAG K PATEL
RADIOLOGIST

Dr. Chirag K. Patel

MBBS-DMPD

Reg. No. G-23509

Revival Diagnostic

Radiologist

4th Floor, Aqua Corridor,
Nr. Star Bazar, Hazira Main Road,

Adajan, Surat-395009.

Mo. 97266 726683

Laboratory Test Result are Subject to technical limitation and should be clinically correlate for final diagnosis

📍 4th Floor, Aqua Corridor, Hazira Road, Adajan Paal, Surat-395009.

☎ 0261 2747788

✉ revivaldiagnostics.surat@gmail.com

🌐 www.revivaldiagnostics.com

This medical report is not intended for medico-legal purposes.



Narendra bhai
10.09.2022 09:08:39



सत्यमेव जयते

INDIAN UNION DRIVING LICENCE

MADHYA PRADESH STATE

Form 7



Number : MP04D-2015-0017725
 Name : NARENDRA KUMAR
 RAMCHANDANI
 S/D/W of : SHYAM KUMAR RAMCHANDANI
 Address : 01 NATURE PARK CAMPUS
 NR SHIVA APPT LALGHATI
 BHOPAL, MP



Org. DL. No.

Issued on
by

Issued on: 10-01-2015
 DOB : 10-08-1989 BG: B+ve
 is Licence to drive

HOLDER'S SIGNATURE

Narendra

Authentication

BHOPAL

SANJAY TIWARI

Vehicle Class	MCWGR	LMV-NT		
Date of Issue	22-12-2014	22-12-2014		

Valid till (Transport)

Valid till (Non-Transport) 21-12-2034

urine, ecg, Xray, mer
 urine, Ecg, mer
 id, urine, ecg, mer
 TMT
 Blood, urine, ecg, Covid Form
 Blood, urine, ecg, Covid Form
 Blood, urine, ecg, Xray mer