



CHANDAN DIAGNOSTIC CENTRE

Add: Mukut Complex, Rekabganj, Faizabad
Ph: 9235400973,
CIN : U85110UP2003PLC193493



Patient Name	: Mr. SATISH CHANDRA MISHRA	Registered On	: 27/Jul/2024 10:15:48
Age/Gender	: 32 Y 8 M 13 D /M	Collected	: 27/Jul/2024 10:57:02
UHID/MR NO	: CHFD.0000307820	Received	: 27/Jul/2024 11:27:05
Visit ID	: CHFD0249482425	Reported	: 27/Jul/2024 13:56:11
Ref Doctor	: Dr. MEDIWHEEL ACROFEMI HEALTHCARE LTD FZD -	Status	: Final Report

DEPARTMENT OF HAEMATOLOGY

MEDIWHEEL BANK OF BARODA MALE & FEMALE BELOW 40 YRS

Test Name	Result	Unit	Bio. Ref. Interval	Method
-----------	--------	------	--------------------	--------

Blood Group (ABO & Rh typing) , Blood

Blood Group	B			ERYTHROCYTE MAGNETIZED TECHNOLOGY / TUBE AGGLUTINA
Rh (Anti-D)	POSITIVE			ERYTHROCYTE MAGNETIZED TECHNOLOGY / TUBE AGGLUTINA

Complete Blood Count (CBC) , Whole Blood

Haemoglobin	12.70	g/dl	1 Day- 14.5-22.5 g/dl 1 Wk- 13.5-19.5 g/dl 1 Mo- 10.0-18.0 g/dl 3-6 Mo- 9.5-13.5 g/dl 0.5-2 Yr- 10.5-13.5 g/dl 2-6 Yr- 11.5-15.5 g/dl 6-12 Yr- 11.5-15.5 g/dl 12-18 Yr 13.0-16.0 g/dl Male- 13.5-17.5 g/dl Female- 12.0-15.5 g/dl	
TLC (WBC)	5,000.00	/Cu mm	4000-10000	ELECTRONIC IMPEDANCE
DLC				
Polymorphs (Neutrophils)	55.00	%	40-80	ELECTRONIC IMPEDANCE
Lymphocytes	40.00	%	20-40	ELECTRONIC IMPEDANCE
Monocytes	2.00	%	2-10	ELECTRONIC IMPEDANCE
Eosinophils	3.00	%	1-6	ELECTRONIC IMPEDANCE
Basophils	0.00	%	< 1-2	ELECTRONIC IMPEDANCE
ESR				
Observed	12.00	MM/1H	10-19 Yr 8.0 20-29 Yr 10.8 30-39 Yr 10.4 40-49 Yr 13.6 50-59 Yr 14.2 60-69 Yr 16.0 70-79 Yr 16.5 80-91 Yr 15.8 Pregnancy	





CHANDAN DIAGNOSTIC CENTRE

Add: Mukut Complex, Rekabganj, Faizabad
Ph: 9235400973,
CIN : U85110UP2003PLC193493




Patient Name	: Mr. SATISH CHANDRA MISHRA	Registered On	: 27/Jul/2024 10:15:48
Age/Gender	: 32 Y 8 M 13 D /M	Collected	: 27/Jul/2024 10:57:02
UHID/MR NO	: CHFD.0000307820	Received	: 27/Jul/2024 11:27:05
Visit ID	: CHFD0249482425	Reported	: 27/Jul/2024 13:56:11
Ref Doctor	: Dr. MEDIWHEEL ACROFEMI HEALTHCARE LTD FZD -	Status	: Final Report

DEPARTMENT OF HAEMATOLOGY

MEDIWHEEL BANK OF BARODA MALE & FEMALE BELOW 40 YRS

Test Name	Result	Unit	Bio. Ref. Interval	Method
Corrected PCV (HCT)	6.00 38.30	Mm for 1st hr. %	< 9 40-54	Early gestation - 48 (62 if anaemic) Leter gestation - 70 (95 if anaemic)
Platelet count				
Platelet Count	1.0	LACS/cu mm	1.5-4.0	ELECTRONIC IMPEDANCE/MICROSCOPIC
PDW (Platelet Distribution width)	16.60	fL	9-17	ELECTRONIC IMPEDANCE
P-LCR (Platelet Large Cell Ratio)	59.70	%	35-60	ELECTRONIC IMPEDANCE
PCT (Platelet Hematocrit)	0.14	%	0.108-0.282	ELECTRONIC IMPEDANCE
MPV (Mean Platelet Volume)	15.00	fL	6.5-12.0	ELECTRONIC IMPEDANCE
RBC Count				
RBC Count	4.06	Mill./cu mm	4.2-5.5	ELECTRONIC IMPEDANCE
Blood Indices (MCV, MCH, MCHC)				
MCV	84.40	fL	80-100	CALCULATED PARAMETER
MCH	29.40	pg	27-32	CALCULATED PARAMETER
MCHC	27.10	%	30-38	CALCULATED PARAMETER
RDW-CV	13.40	%	11-16	ELECTRONIC IMPEDANCE
RDW-SD	48.20	fL	35-60	ELECTRONIC IMPEDANCE
Absolute Neutrophils Count	2,750.00	/cu mm	3000-7000	
Absolute Eosinophils Count (AEC)	165.00	/cu mm	40-440	


Dr. R. B. Varshney
M.D. Pathology





CHANDAN DIAGNOSTIC CENTRE

Add: Mukut Complex, Rekabganj, Faizabad
Ph: 9235400973,
CIN : U85110UP2003PLC193493



Patient Name	: Mr. SATISH CHANDRA MISHRA	Registered On	: 27/Jul/2024 10:15:50
Age/Gender	: 32 Y 8 M 13 D /M	Collected	: 27/Jul/2024 10:57:02
UHID/MR NO	: CHFD.0000307820	Received	: 27/Jul/2024 11:48:51
Visit ID	: CHFD0249482425	Reported	: 27/Jul/2024 12:48:39
Ref Doctor	: Dr. MEDIWHEEL ACROFEMI HEALTHCARE LTD FZD -	Status	: Final Report

DEPARTMENT OF BIOCHEMISTRY

MEDIWHEEL BANK OF BARODA MALE & FEMALE BELOW 40 YRS

Test Name	Result	Unit	Bio. Ref. Interval	Method
-----------	--------	------	--------------------	--------

GLUCOSE FASTING , Plasma

Glucose Fasting	78.87	mg/dl	< 100 Normal 100-125 Pre-diabetes ≥ 126 Diabetes	GOD POD
-----------------	-------	-------	--	---------

Interpretation:

- Kindly correlate clinically with intake of hypoglycemic agents, drug dosage variations and other drug interactions.
- A negative test result only shows that the person does not have diabetes at the time of testing. It does not mean that the person will never get diabetics in future, which is why an Annual Health Check up is essential.
- I.G.T = Impaired Glucose Tolerance.

Glucose PP

Sample: Plasma After Meal

133.24	mg/dl	<140 Normal 140-199 Pre-diabetes >200 Diabetes	GOD POD
--------	-------	--	---------

Interpretation:

- Kindly correlate clinically with intake of hypoglycemic agents, drug dosage variations and other drug interactions.
- A negative test result only shows that the person does not have diabetes at the time of testing. It does not mean that the person will never get diabetics in future, which is why an Annual Health Check up is essential.
- I.G.T = Impaired Glucose Tolerance.

GLYCOSYLATED HAEMOGLOBIN (HBA1C) , EDTA BLOOD

Glycosylated Haemoglobin (HbA1c)	5.40	% NGSP	HPLC (NGSP)
Glycosylated Haemoglobin (HbA1c)	35.30	mmol/mol/IFCC	
Estimated Average Glucose (eAG)	108	mg/dl	

Interpretation:

NOTE:-

- eAG is directly related to A1c.
- An A1c of 7% -the goal for most people with diabetes-is the equivalent of an eAG of 154 mg/dl.
- eAG may help facilitate a better understanding of actual daily control helping you and your health care provider to make necessary changes to your diet and physical activity to improve overall diabetes management.

The following ranges may be used for interpretation of results. However, factors such as duration of diabetes, adherence to therapy





CHANDAN DIAGNOSTIC CENTRE

Add: Mukut Complex, Rekabganj, Faizabad
Ph: 9235400973,
CIN : U85110UP2003PLC193493



Patient Name	: Mr. SATISH CHANDRA MISHRA	Registered On	: 27/Jul/2024 10:15:50
Age/Gender	: 32 Y 8 M 13 D /M	Collected	: 27/Jul/2024 10:57:02
UHID/MR NO	: CHFD.0000307820	Received	: 27/Jul/2024 11:48:51
Visit ID	: CHFD0249482425	Reported	: 27/Jul/2024 12:48:39
Ref Doctor	: Dr. MEDIWHEEL ACROFEMI HEALTHCARE LTD FZD -	Status	: Final Report

DEPARTMENT OF BIOCHEMISTRY

MEDIWHEEL BANK OF BARODA MALE & FEMALE BELOW 40 YRS

Test Name	Result	Unit	Bio. Ref. Interval	Method
-----------	--------	------	--------------------	--------

and the age of the patient should also be considered in assessing the degree of blood glucose control.

Haemoglobin A1C (%) NGSP	mmol/mol / IFCC Unit	eAG (mg/dl)	Degree of Glucose Control Unit
> 8	>63.9	>183	Action Suggested*
7-8	53.0 -63.9	154-183	Fair Control
< 7	<63.9	<154	Goal**
6-7	42.1 -63.9	126-154	Near-normal glycemia
< 6%	<42.1	<126	Non-diabetic level

*High risk of developing long term complications such as Retinopathy, Nephropathy, Neuropathy, Cardiopathy, etc.

**Some danger of hypoglycemic reaction in Type 1 diabetics. Some glucose intolerant individuals and "subclinical" diabetics may demonstrate HbA1C levels in this area.

N.B. : Test carried out on Automated VARIANT II TURBO HPLC Analyser.

Clinical Implications:

*Values are frequently increased in persons with poorly controlled or newly diagnosed diabetes.

*With optimal control, the HbA 1c moves toward normal levels.

*A diabetic patient who recently comes under good control may still show higher concentrations of glycosylated hemoglobin. This level declines gradually over several months as nearly normal glycosylated *Increases in glycosylated hemoglobin occur in the following non-diabetic conditions: a. Iron-deficiency anemia b. Splenectomy
c. Alcohol toxicity d. Lead toxicity

*Decreases in A 1c occur in the following non-diabetic conditions: a. Hemolytic anemia b. chronic blood loss

*Pregnancy d. chronic renal failure. Interfering Factors:

*Presence of Hb F and H causes falsely elevated values. 2. Presence of Hb S, C, E, D, G, and Lepore (autosomal recessive mutation resulting in a hemoglobinopathy) causes falsely decreased values.

BUN (Blood Urea Nitrogen)	7.62	mg/dL	7.0-23.0	CALCULATED
Sample: Serum				

Interpretation:

Note: Elevated BUN levels can be seen in the following:

High-protein diet, Dehydration, Aging, Certain medications, Burns, Gastrointestinal (GI) bleeding.

Low BUN levels can be seen in the following:





CHANDAN DIAGNOSTIC CENTRE

Add: Mukut Complex, Rekabganj, Faizabad
Ph: 9235400973,
CIN : U85110UP2003PLC193493



Patient Name	: Mr. SATISH CHANDRA MISHRA	Registered On	: 27/Jul/2024 10:15:50
Age/Gender	: 32 Y 8 M 13 D /M	Collected	: 27/Jul/2024 10:57:02
UHID/MR NO	: CHFD.0000307820	Received	: 27/Jul/2024 11:48:51
Visit ID	: CHFD0249482425	Reported	: 27/Jul/2024 12:48:39
Ref Doctor	: Dr. MEDIWHEEL ACROFEMI HEALTHCARE LTD FZD -	Status	: Final Report

DEPARTMENT OF BIOCHEMISTRY

MEDIWHEEL BANK OF BARODA MALE & FEMALE BELOW 40 YRS

Test Name	Result	Unit	Bio. Ref. Interval	Method
-----------	--------	------	--------------------	--------

Low-protein diet, overhydration, Liver disease.

Creatinine	0.74	mg/dl	0.7-1.30	MODIFIED JAFFES
<i>Sample: Serum</i>				

Interpretation:

The significance of single creatinine value must be interpreted in light of the patients muscle mass. A patient with a greater muscle mass will have a higher creatinine concentration. The trend of serum creatinine concentrations over time is more important than absolute creatinine concentration. Serum creatinine concentrations may increase when an ACE inhibitor (ACE) is taken. The assay could be affected mildly and may result in anomalous values if serum samples have heterophilic antibodies, hemolyzed, icteric or lipemic.

Uric Acid	6.49	mg/dl	3.4-7.0	URICASE
<i>Sample: Serum</i>				

Interpretation:

Note:-

Elevated uric acid levels can be seen in the following:

Drugs, Diet (high-protein diet, alcohol), Chronic kidney disease, Hypertension, Obesity.

LFT (WITH GAMMA GT) , Serum

SGOT / Aspartate Aminotransferase (AST)	101.95	U/L	< 35	IFCC WITHOUT P5P
SGPT / Alanine Aminotransferase (ALT)	115.59	U/L	< 40	IFCC WITHOUT P5P
Gamma GT (GGT)	72.64	IU/L	11-50	OPTIMIZED SZAZING
Protein	6.24	gm/dl	6.2-8.0	BIURET
Albumin	3.97	gm/dl	3.4-5.4	B.C.G.
Globulin	2.27	gm/dl	1.8-3.6	CALCULATED
A:G Ratio	1.75		1.1-2.0	CALCULATED
Alkaline Phosphatase (Total)	133.10	U/L	42.0-165.0	PNP/AMP KINETIC
Bilirubin (Total)	0.88	mg/dl	0.3-1.2	JENDRASSIK & GROF
Bilirubin (Direct)	0.40	mg/dl	< 0.30	JENDRASSIK & GROF
Bilirubin (Indirect)	0.48	mg/dl	< 0.8	JENDRASSIK & GROF

LIPID PROFILE (MINI) , Serum

Cholesterol (Total)	217.13	mg/dl	<200 Desirable 200-239 Borderline High > 240 High	CHOD-PAP
---------------------	--------	-------	---	----------





CHANDAN DIAGNOSTIC CENTRE

Add: Mukut Complex, Rekabganj, Faizabad
Ph: 9235400973,
CIN : U85110UP2003PLC193493




Patient Name	: Mr. SATISH CHANDRA MISHRA	Registered On	: 27/Jul/2024 10:15:50
Age/Gender	: 32 Y 8 M 13 D /M	Collected	: 27/Jul/2024 10:57:02
UHID/MR NO	: CHFD.0000307820	Received	: 27/Jul/2024 11:48:51
Visit ID	: CHFD0249482425	Reported	: 27/Jul/2024 12:48:39
Ref Doctor	: Dr. MEDIWHEEL ACROFEMI HEALTHCARE LTD FZD -	Status	: Final Report

DEPARTMENT OF BIOCHEMISTRY

MEDIWHEEL BANK OF BARODA MALE & FEMALE BELOW 40 YRS

Test Name	Result	Unit	Bio. Ref. Interval	Method
HDL Cholesterol (Good Cholesterol)	56.83	mg/dl	30-70	DIRECT ENZYMATIC
LDL Cholesterol (Bad Cholesterol)	107	mg/dl	< 100 Optimal 100-129 Nr. Optimal/Above Optimal 130-159 Borderline High 160-189 High > 190 Very High	CALCULATED
VLDL	53.73	mg/dl	10-33	CALCULATED
Triglycerides	268.67	mg/dl	< 150 Normal 150-199 Borderline High 200-499 High >500 Very High	GPO-PAP


Dr. R. B. Varshney
M.D. Pathology





CHANDAN DIAGNOSTIC CENTRE

Add: Mukut Complex, Rekabganj, Faizabad
Ph: 9235400973,
CIN : U85110UP2003PLC193493



Patient Name	: Mr. SATISH CHANDRA MISHRA	Registered On	: 27/Jul/2024 10:15:49
Age/Gender	: 32 Y 8 M 13 D /M	Collected	: 27/Jul/2024 13:19:10
UHID/MR NO	: CHFD.0000307820	Received	: 27/Jul/2024 16:38:08
Visit ID	: CHFD0249482425	Reported	: 27/Jul/2024 17:24:46
Ref Doctor	: Dr. MEDIWHEEL ACROFEMI HEALTHCARE LTD FZD -	Status	: Final Report

DEPARTMENT OF CLINICAL PATHOLOGY

MEDIWHEEL BANK OF BARODA MALE & FEMALE BELOW 40 YRS

Test Name	Result	Unit	Bio. Ref. Interval	Method
-----------	--------	------	--------------------	--------

URINE EXAMINATION, ROUTINE , Urine

Color	LIGHT YELLOW			
Specific Gravity	1.010			
Reaction PH	Acidic (6.0)			DIPSTICK
Appearance	CLEAR			
Protein	ABSENT	mg %	< 10 Absent 10-40 (+) 40-200 (++) 200-500 (+++) > 500 (++++)	DIPSTICK
Sugar	ABSENT	gms%	< 0.5 (+) 0.5-1.0 (++) 1-2 (+++) > 2 (++++)	DIPSTICK
Ketone	ABSENT	mg/dl	0.1-3.0	BIOCHEMISTRY
Bile Salts	ABSENT			
Bile Pigments	ABSENT			
Bilirubin	ABSENT			DIPSTICK
Leucocyte Esterase	ABSENT			DIPSTICK
Urobilinogen(1:20 dilution)	ABSENT			
Nitrite	ABSENT			DIPSTICK
Blood	ABSENT			DIPSTICK

Microscopic Examination:

Epithelial cells	OCCASIONAL			MICROSCOPIC EXAMINATION
Pus cells	ABSENT			
RBCs	ABSENT			MICROSCOPIC EXAMINATION
Cast	ABSENT			
Crystals	ABSENT			MICROSCOPIC EXAMINATION
Others	ABSENT			

SUGAR, FASTING STAGE , Urine

Sugar, Fasting stage	ABSENT	gms%		
----------------------	--------	------	--	--

Interpretation:





CHANDAN DIAGNOSTIC CENTRE

Add: Mukut Complex, Rekabganj, Faizabad
Ph: 9235400973,
CIN : U85110UP2003PLC193493



Patient Name	: Mr. SATISH CHANDRA MISHRA	Registered On	: 27/Jul/2024 10:15:49
Age/Gender	: 32 Y 8 M 13 D /M	Collected	: 27/Jul/2024 13:19:10
UHID/MR NO	: CHFD.0000307820	Received	: 27/Jul/2024 16:38:08
Visit ID	: CHFD0249482425	Reported	: 27/Jul/2024 17:24:46
Ref Doctor	: Dr. MEDIWHEEL ACROFEMI HEALTHCARE LTD FZD -	Status	: Final Report

DEPARTMENT OF CLINICAL PATHOLOGY

MEDIWHEEL BANK OF BARODA MALE & FEMALE BELOW 40 YRS


Test Name	Result	Unit	Bio. Ref. Interval	Method
(+)	< 0.5			
(++)	0.5-1.0			
(+++)	1-2			
(++++)	> 2			

SUGAR, PP STAGE , Urine

Sugar, PP Stage ABSENT

Interpretation:

- (+) < 0.5 gms%
- (++) 0.5-1.0 gms%
- (+++) 1-2 gms%
- (++++) > 2 gms%


Dr. R. B. Varshney
M.D. Pathology





CHANDAN DIAGNOSTIC CENTRE

Add: Mukut Complex, Rekabganj, Faizabad
Ph: 9235400973,
CIN : U85110UP2003PLC193493



Patient Name	: Mr. SATISH CHANDRA MISHRA	Registered On	: 27/Jul/2024 10:15:50
Age/Gender	: 32 Y 8 M 13 D /M	Collected	: 27/Jul/2024 10:57:02
UHID/MR NO	: CHFD.0000307820	Received	: 27/Jul/2024 11:33:47
Visit ID	: CHFD0249482425	Reported	: 27/Jul/2024 12:51:28
Ref Doctor	: Dr. MEDIWHEEL ACROFEMI HEALTHCARE LTD FZD -	Status	: Final Report

DEPARTMENT OF IMMUNOLOGY

MEDIWHEEL BANK OF BARODA MALE & FEMALE BELOW 40 YRS

Test Name	Result	Unit	Bio. Ref. Interval	Method
-----------	--------	------	--------------------	--------


THYROID PROFILE - TOTAL , Serum

T3, Total (tri-iodothyronine)	143.00	ng/dl	84.61–201.7	CLIA
T4, Total (Thyroxine)	5.80	ug/dl	3.2-12.6	CLIA
TSH (Thyroid Stimulating Hormone)	3.200	μIU/mL	0.27 - 5.5	CLIA

Interpretation:

0.3-4.5	μIU/mL	First Trimester
0.5-4.6	μIU/mL	Second Trimester
0.8-5.2	μIU/mL	Third Trimester
0.5-8.9	μIU/mL	Adults 55-87 Years
0.7-27	μIU/mL	Premature 28-36 Week
2.3-13.2	μIU/mL	Cord Blood > 37Week
0.7-64	μIU/mL	Child(21 wk - 20 Yrs.)
1-39	μIU/mL	Child 0-4 Days
1.7-9.1	μIU/mL	Child 2-20 Week

- 1) Patients having low T3 and T4 levels but high TSH levels suffer from primary hypothyroidism, cretinism, juvenile myxedema or autoimmune disorders.
- 2) Patients having high T3 and T4 levels but low TSH levels suffer from Grave's disease, toxic adenoma or sub-acute thyroiditis.
- 3) Patients having either low or normal T3 and T4 levels but low TSH values suffer from iodine deficiency or secondary hypothyroidism.
- 4) Patients having high T3 and T4 levels but normal TSH levels may suffer from toxic multinodular goiter. This condition is mostly a symptomatic and may cause transient hyperthyroidism but no persistent symptoms.
- 5) Patients with high or normal T3 and T4 levels and low or normal TSH levels suffer either from T3 toxicosis or T4 toxicosis respectively.
- 6) In patients with non thyroidal illness abnormal test results are not necessarily indicative of thyroidism but may be due to adaptation to the catabolic state and may revert to normal when the patient recovers.
- 7) There are many drugs for eg. Glucocorticoids, Dopamine, Lithium, Iodides, Oral radiographic dyes, etc. which may affect the thyroid function tests.
- 8) Generally when total T3 and total T4 results are indecisive then Free T3 and Free T4 tests are recommended for further confirmation along with TSH levels.


Dr. R. B. Varshney
M.D. Pathology





CHANDAN DIAGNOSTIC CENTRE

Add: Mukut Complex, Rekabganj, Faizabad
Ph: 9235400973,
CIN : U85110UP2003PLC193493



Patient Name	: Mr. SATISH CHANDRA MISHRA	Registered On	: 27/Jul/2024 10:15:51
Age/Gender	: 32 Y 8 M 13 D /M	Collected	: 2024-07-27 10:29:10
UHID/MR NO	: CHFD.0000307820	Received	: 2024-07-27 10:29:10
Visit ID	: CHFD0249482425	Reported	: 27/Jul/2024 11:58:37
Ref Doctor	: Dr. MEDIWHEEL ACROFEMI HEALTHCARE LTD FZD -	Status	: Final Report

DEPARTMENT OF X-RAY

MEDIWHEEL BANK OF BARODA MALE & FEMALE BELOW 40 YRS

X-RAY DIGITAL CHEST PA

X-RAY REPORT

(300 mA COMPUTERISED UNIT SPOT FILM DEVICE)

CHEST P-A VIEW

- Soft tissue shadow appears normal.
- Bony cage is normal.
- Diaphragmatic shadows are normal on both sides.
- Costo-phrenic angles are bilaterally clear.
- Trachea is central in position.
- Cardiac size & contours are normal.
- Hilar shadows are normal.
- Pulmonary vascularity & distribution are normal.
- Pulmonary parenchyma did not reveal any significant lesion.

IMPRESSION :

- NO SIGNIFICANT RADIOLOGICAL ABNORMALITY SEEN ON PRESENT STUDY.

Adv: clinico-pathological correlation and further evaluation.

*** End Of Report ***

Result/s to Follow:

STOOL, ROUTINE EXAMINATION, ECG / EKG, ULTRASOUND WHOLE ABDOMEN (UPPER & LOWER)



Manvendra Singh

MD Radiodiagnosis

This report is not for medico legal purpose. If clinical correlation is not established, kindly repeat the test at no additional cost within seven days.

Facilities: Pathology, Bedside Sample Collection, Health Check-ups, Digital X-Ray, ECG (Bedside also), Allergy Testing, Test And Health Check-ups, Ultrasonography, Sonomammography, Bone Mineral Density (BMD), Doppler Studies, 2D Echo, CT Scan, MRI, Blood Bank, TMT, EEG, PFT, OPG, Endoscopy, Digital Mammography, Electromyography (EMG), Nerve Conduction Velocity (NCV), Audiometry, Brainstem Evoked Response Audiometry (BERA), Colonoscopy, Ambulance Services, Online Booking Facilities for Diagnostics, Online Report Viewing *

365 Days Open

*Facilities Available at Select Location

Page 10 of 10



Customer Care No.: +91-9918300637 E-mail: customercare.diagnostic@chandan.co.in Web: www.chandan.co.in

Home Sample Collection
1800-419-0002

Mar. 2018